



US00D558842S

(12) **United States Design Patent**  
**Dore et al.**

(10) **Patent No.:** **US D558,842 S**  
(45) **Date of Patent:** **\*\* Jan. 1, 2008**

(54) **THERAPEUTIC WEIGHT**

(75) Inventors: **Albert Scott Dore**, 4704 63<sup>rd</sup> Street,  
Delta, British Columbia (CA) V4K 4T2;  
**Jeffrey Michael Lochbaum**, 4430 63A  
Street, Delta, British Columbia (CA)  
V4K 4T4; **James Mills**, 3338 Rosemary  
Heights Crescent, Surrey, British  
Columbia (CA) V3F 0K7; **Ari**  
**Kastanis**, White Rock (CA)

5,162,032 A 11/1992 Dohner  
D339,838 S \* 9/1993 Winston ..... D21/683  
5,893,223 A 4/1999 Glass  
D413,367 S \* 8/1999 Eckmann ..... D21/683  
D419,624 S \* 1/2000 Eckmann ..... D21/683  
6,010,438 A 1/2000 Fitzgerald  
D471,606 S 3/2003 Strother  
6,817,498 B1 \* 11/2004 Spratt ..... 224/191  
7,000,337 B2 \* 2/2006 Harrington ..... 36/132  
7,063,650 B1 \* 6/2006 Beausoleil ..... 482/105

(73) Assignees: **Albert Scott Dore**, Delta, British  
Columbia (CA); **Jeffrey Michael**  
**Lochbaum**, Delta, British Columbia  
(CA); **James Mills**, Surrey, British  
Columbia (CA)

FOREIGN PATENT DOCUMENTS  
CA 2088617 8/1994  
CA 2217759 5/1999  
GB 2139103 11/1984

(\*\*) Term: **14 Years**

\* cited by examiner

*Primary Examiner*—Philip S. Hyder  
(74) *Attorney, Agent, or Firm*—Michael A. Glenn; Glenn  
Patent Group

(21) Appl. No.: **29/248,223**

(22) Filed: **Aug. 3, 2006**

(57) **CLAIM**

(51) **LOC (8) Cl.** ..... **21-02**

The ornamental design for a therapeutic weight, shown and  
described herein.

(52) **U.S. Cl.** ..... **D21/683**

(58) **Field of Classification Search** ..... D21/662,  
D21/680, 681, 682, 683, 694; 482/79, 80,  
482/105, 106, 108, 907; 36/132  
See application file for complete search history.

**DESCRIPTION**

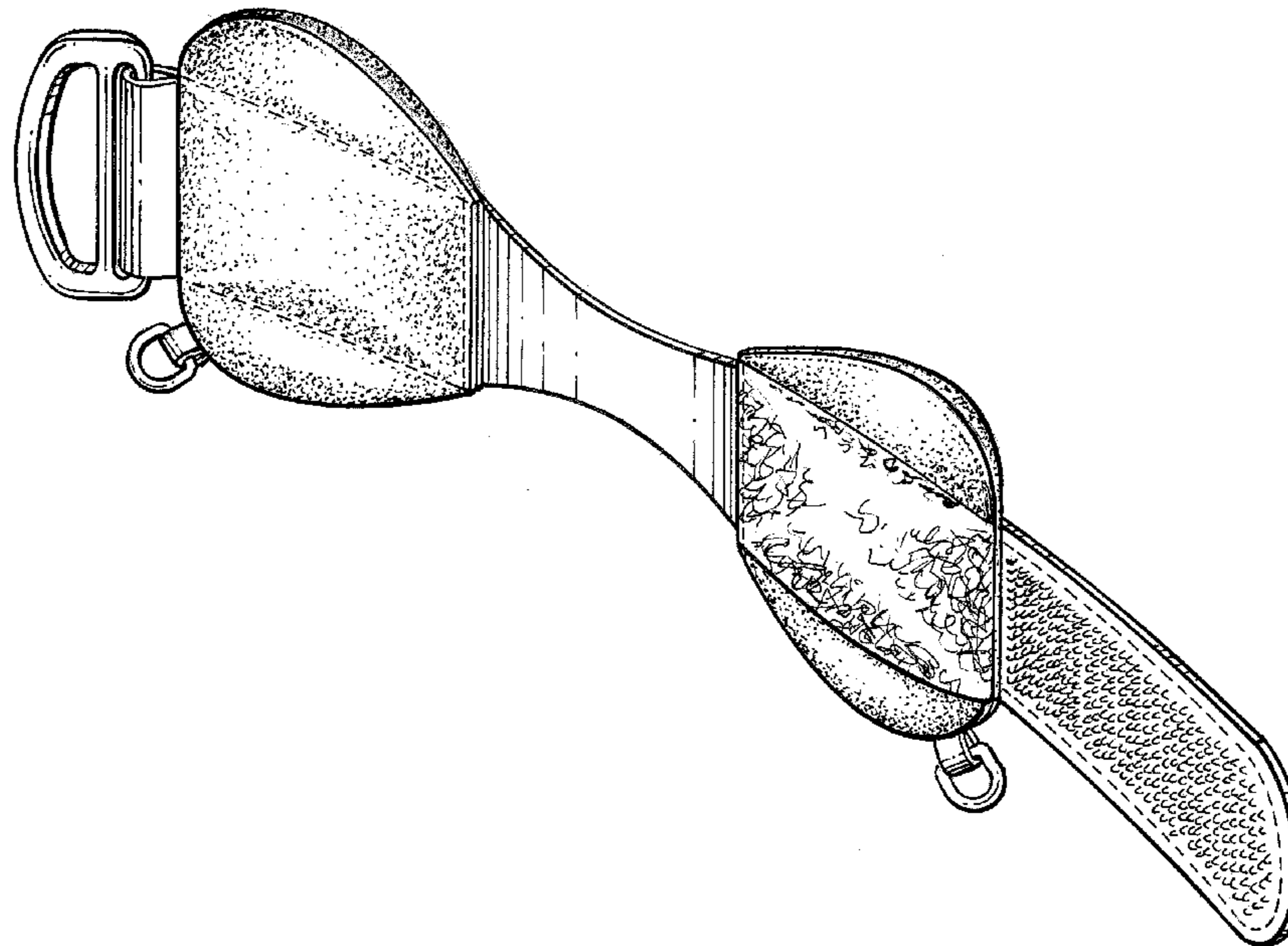
FIG. 1 is a perspective view thereof;  
FIG. 2 is a top plan view thereof;  
FIG. 3 is a front elevational view thereof;  
FIG. 4 is a bottom plan view thereof;  
FIG. 5 is a rear elevational view thereof;  
FIG. 6 is a left side elevational view thereof; and,  
FIG. 7 is a right side elevational view thereof.

(56) **References Cited**

U.S. PATENT DOCUMENTS

D205,594 S \* 8/1966 McCrory et al. .... D21/683  
3,306,610 A 2/1967 Biggs, Jr. et al.  
4,192,502 A 3/1980 Owen  
4,322,072 A 3/1982 White  
4,700,943 A 10/1987 Widinski et al.  
4,777,743 A \* 10/1988 Roehrig, Jr. .... 36/132

**1 Claim, 3 Drawing Sheets**



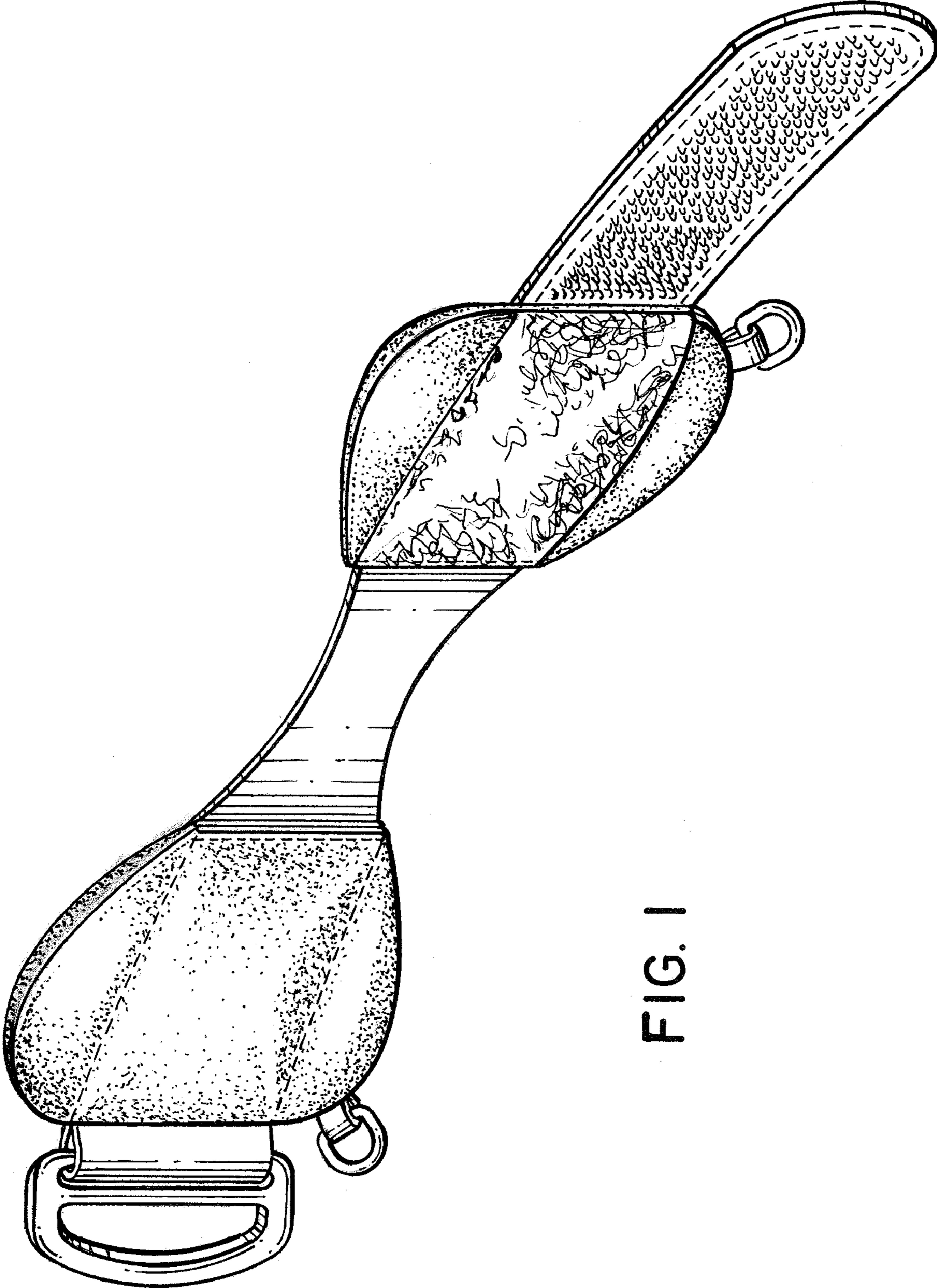


FIG. 1

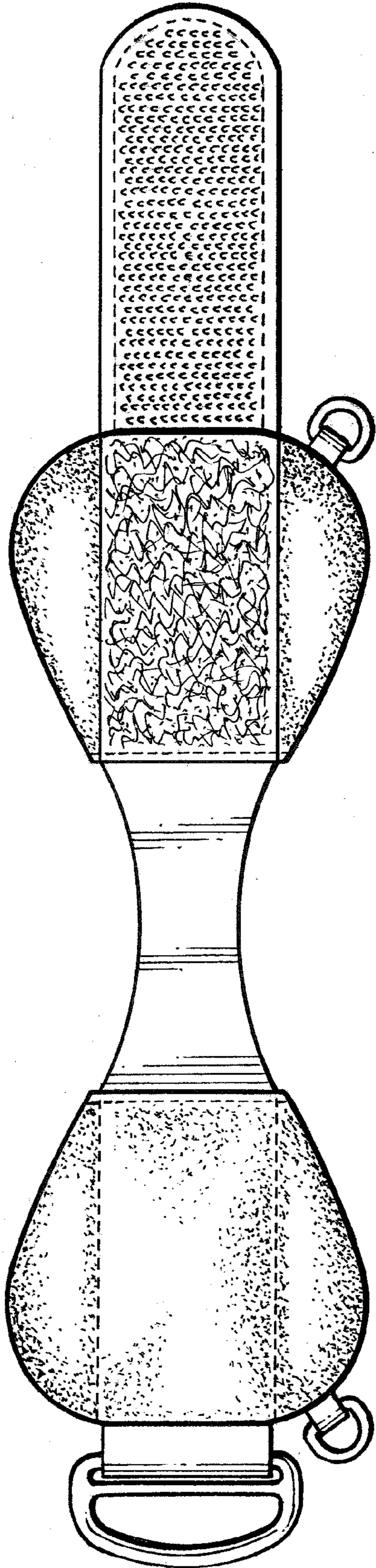


FIG. 2

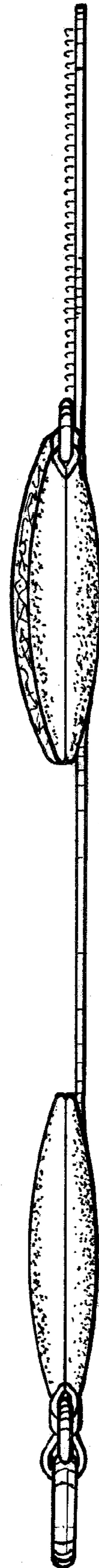


FIG. 3

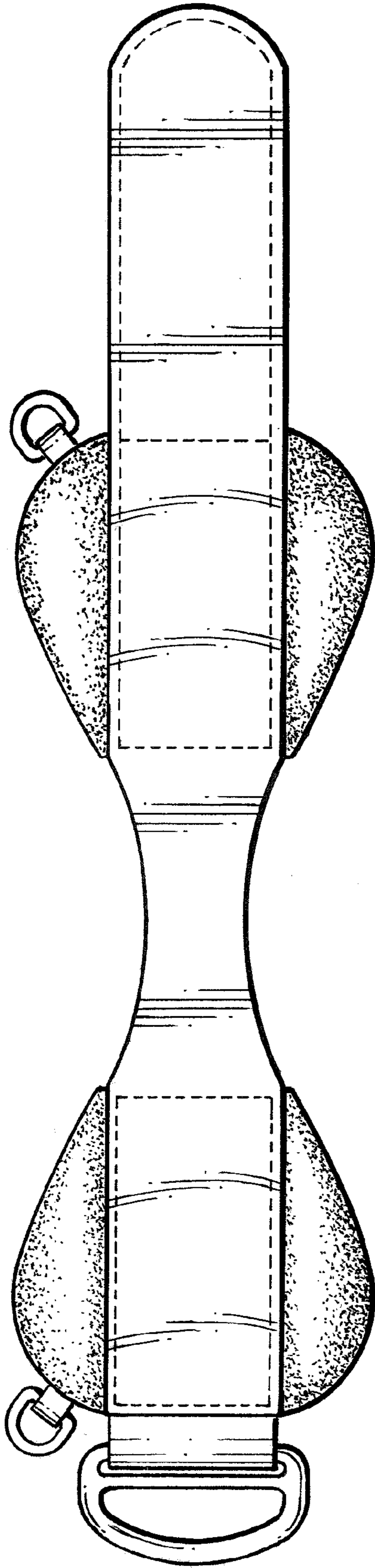


FIG. 4

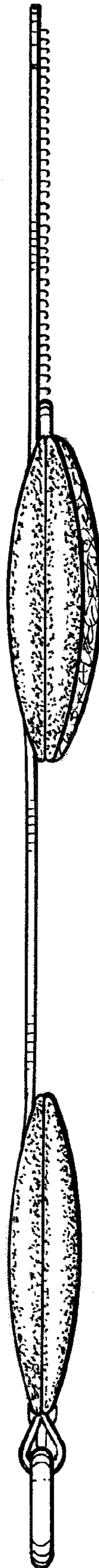


FIG. 5

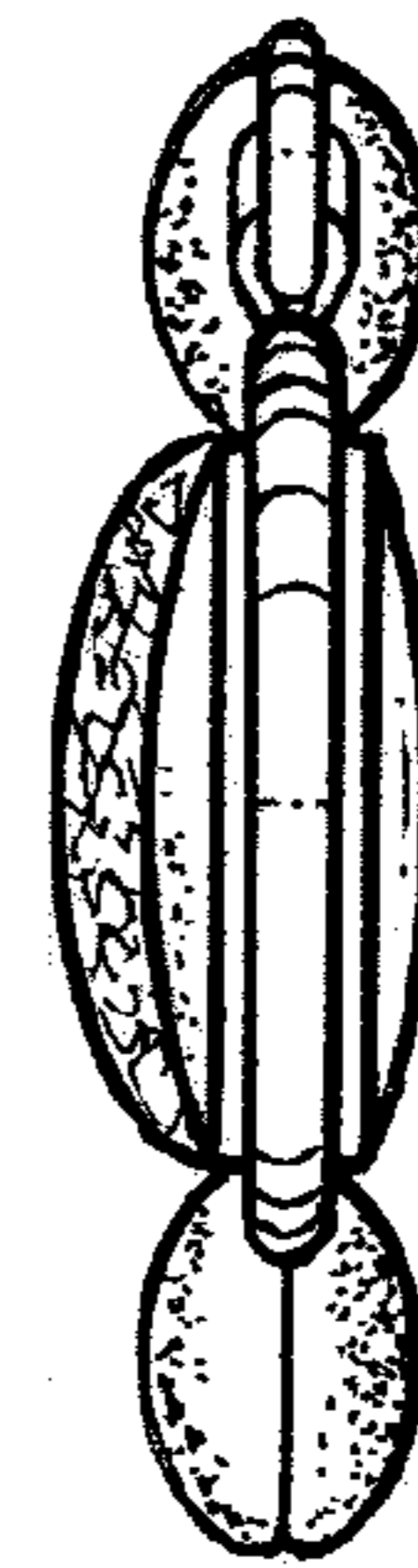


FIG. 6



FIG. 7