



US00D558838S

(12) **United States Design Patent**
Boutin

(10) **Patent No.:** **US D558,838 S**
(45) **Date of Patent:** **** Jan. 1, 2008**

(54) **ROLLING SNAIL**

D241,461 S * 9/1976 Lambert D21/592

(75) Inventor: **Christelle Boutin**, Bressuire (FR)

OTHER PUBLICATIONS

(73) Assignee: **Wesco Company S.A.**, Cerizay (FR)

Playwell 1994 Catalogue. p. 123, Pull Along Woody Snail, lower right.*

(**) Term: **14 Years**

* cited by examiner

(21) Appl. No.: **29/263,051**

Primary Examiner—Sandra L. Morris

(22) Filed: **Jul. 13, 2006**

(74) *Attorney, Agent, or Firm*—Horst M. Kasper

(30) **Foreign Application Priority Data**

(57) **CLAIM**

Jan. 16, 2006 (EP) 000464169-0003

The ornamental design for rolling snail, as shown and described.

(51) **LOC (8) Cl.** **21-01**

DESCRIPTION

(52) **U.S. Cl.** **D21/592**

(58) **Field of Classification Search** D21/576-578,
D21/584-595, 597-603; D11/158; 446/72,
446/797-98, 268-269, 275, 279, 321, 369
See application file for complete search history.


FIG. 1 is a right side elevational view of rolling snail;
FIG. 2 is a top plan view thereof;
FIG. 3 is a left side elevational view thereof;
FIG. 4 is a rear side elevational view thereof;
FIG. 5 is a front elevational view thereof;
FIG. 6 is a bottom view thereof; and,
FIG. 7 is a perspective view thereof.

(56) **References Cited**

U.S. PATENT DOCUMENTS

D182,525 S * 4/1958 Belbow D21/592
D191,246 S * 8/1961 Levenson D21/650
D226,208 S * 1/1973 Meyers D21/592

1 Claim, 2 Drawing Sheets






Fig.1

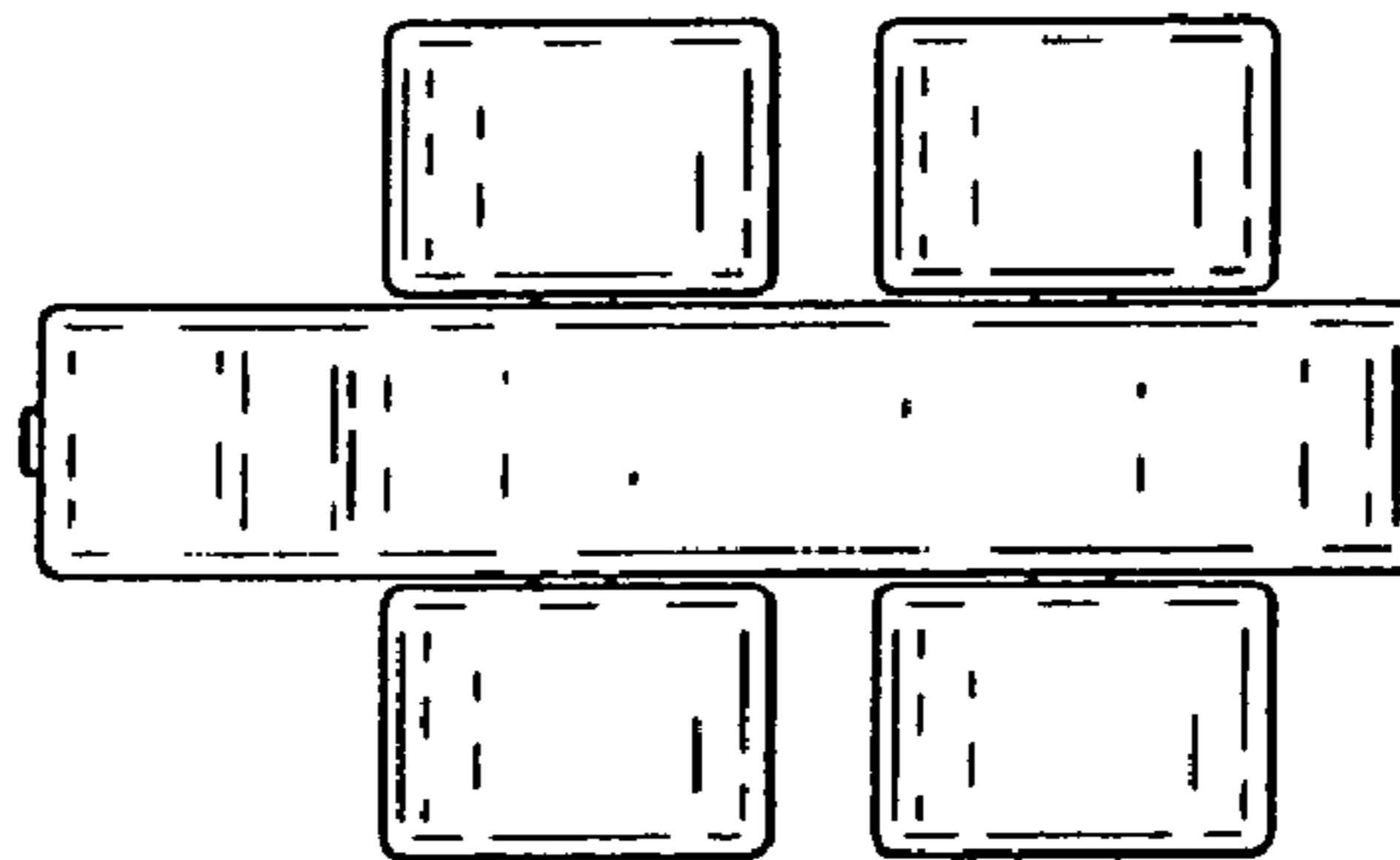


Fig.2




Fig.3

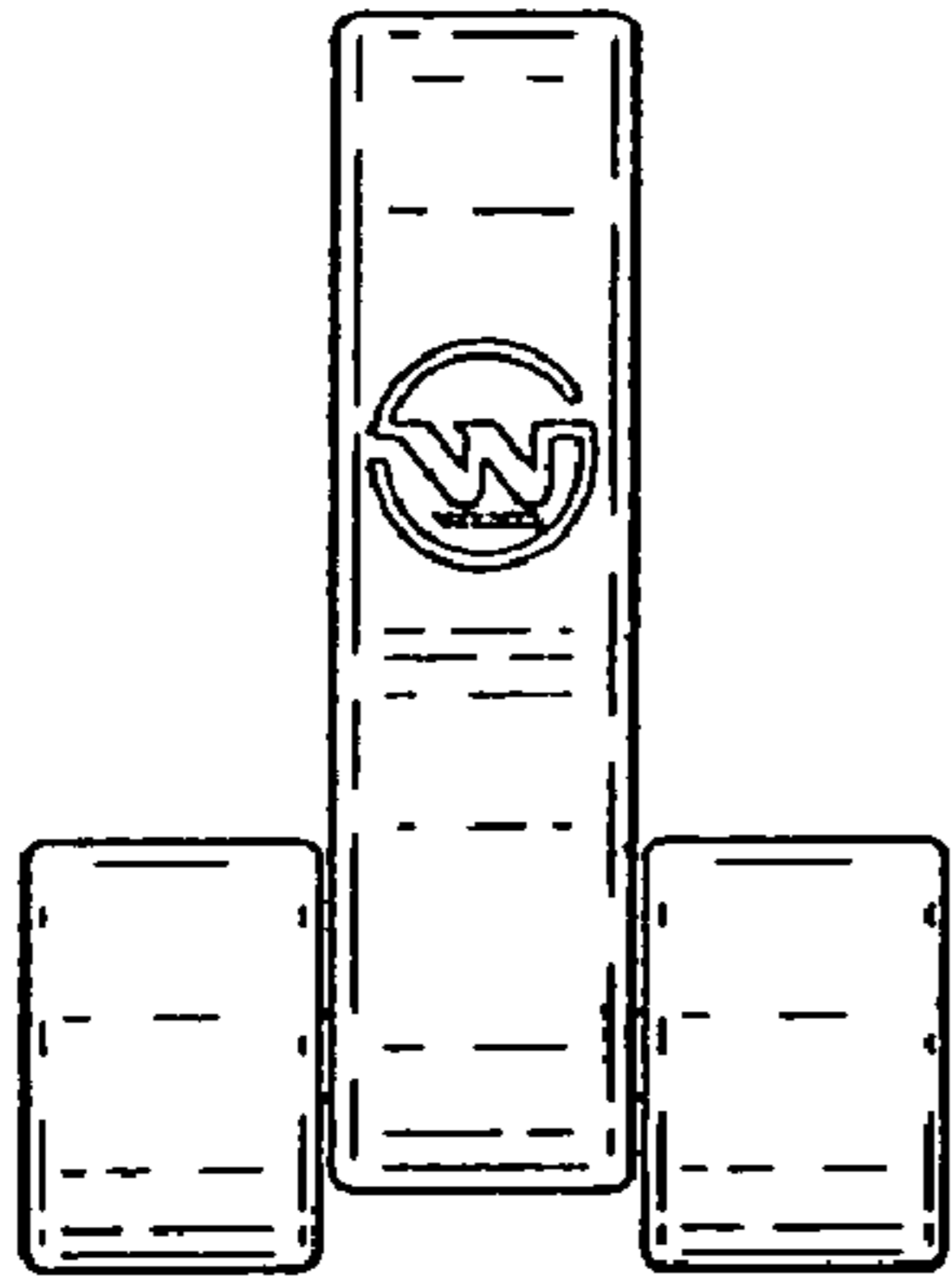


Fig.4

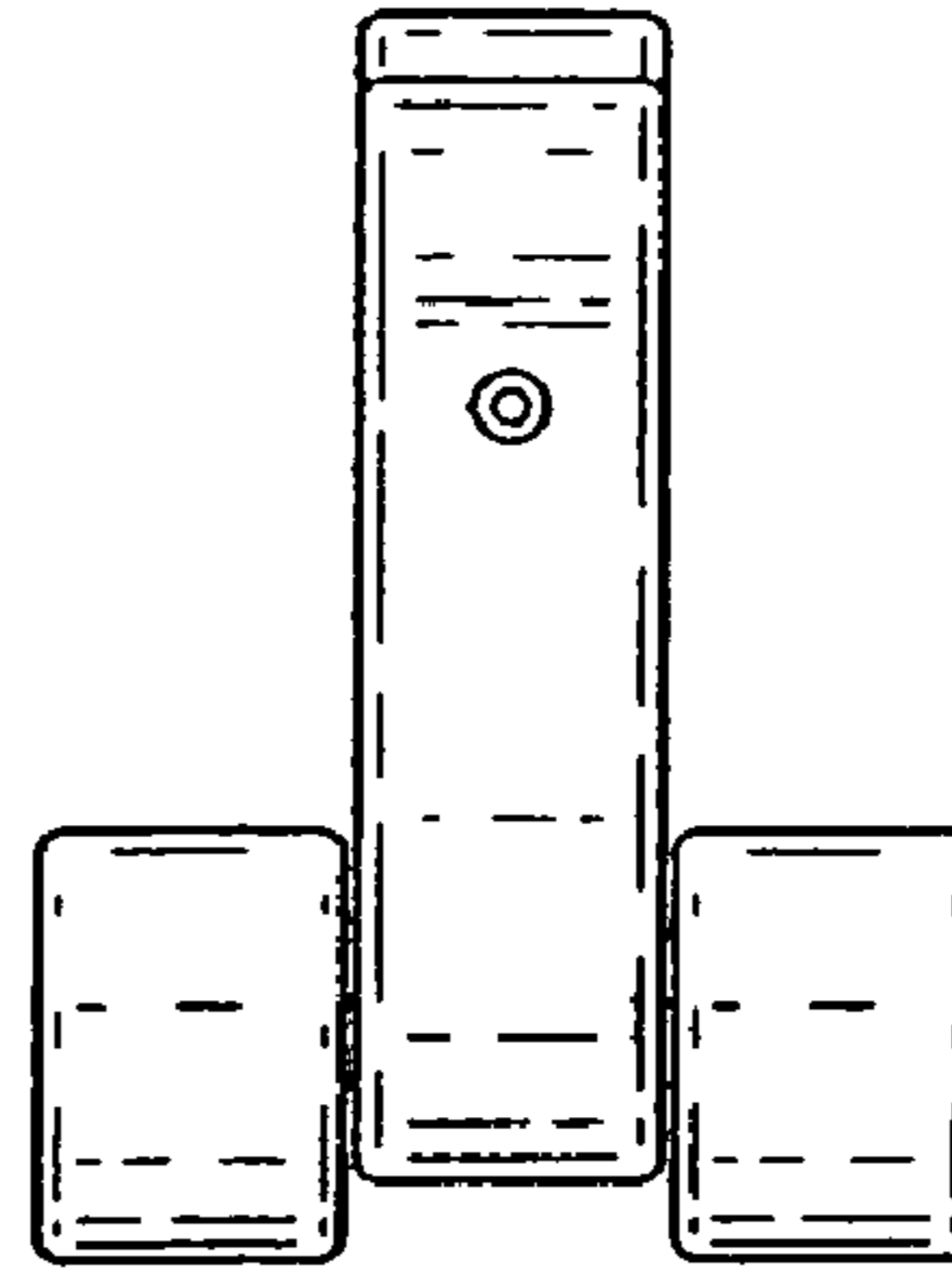


Fig.5

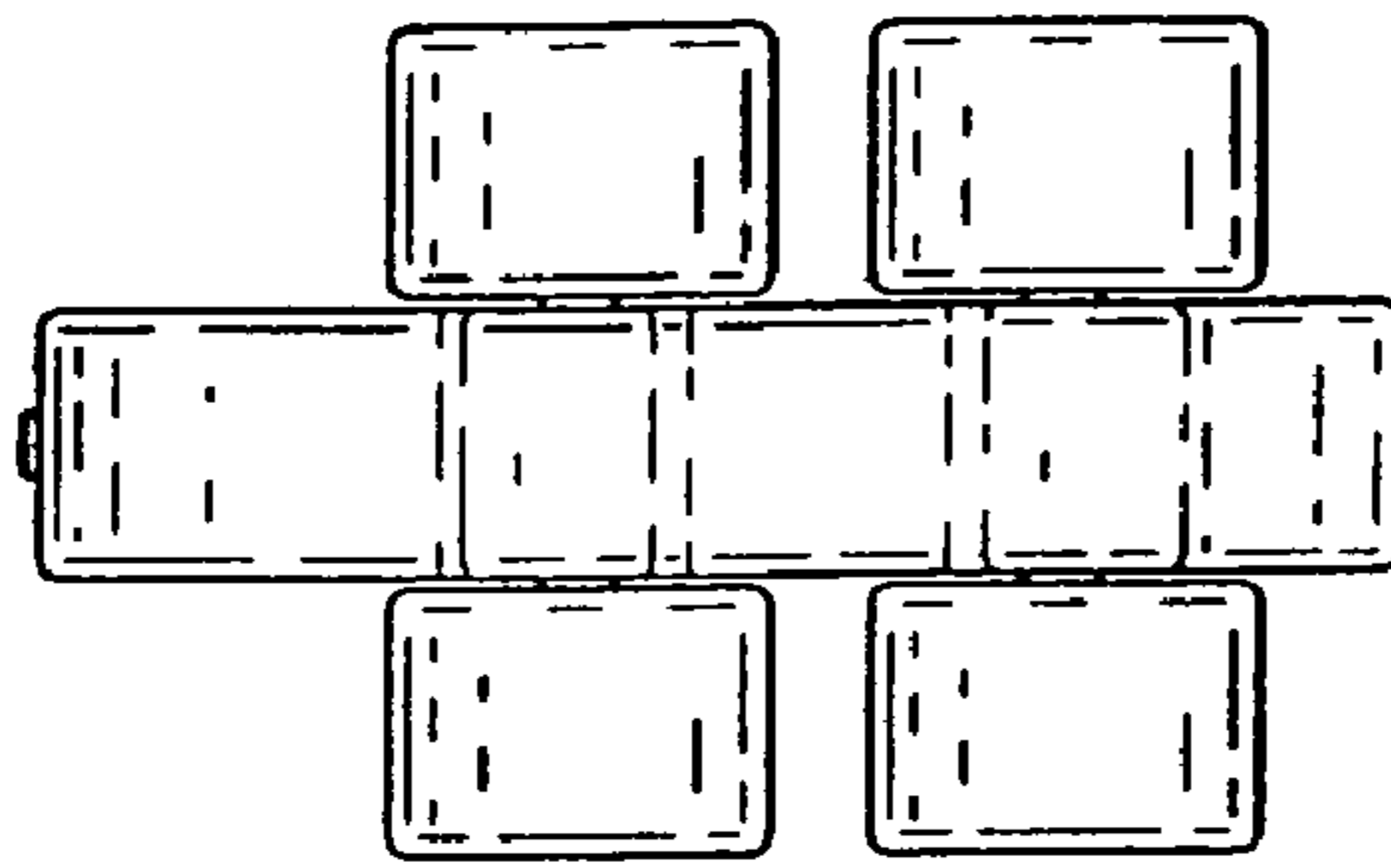


Fig.6




Fig.7