



US00D558825S

(12) **United States Design Patent**
Masters

(10) **Patent No.:** **US D558,825 S**
(45) **Date of Patent:** **** Jan. 1, 2008**

(54) **ENVELOPE SHAPED AS A SODA CAN**

(76) Inventor: **Scott Masters**, P.O. Box 441, Solana Beach, CA (US) 92075

(**) Term: **14 Years**

(21) Appl. No.: **29/278,430**

(22) Filed: **Mar. 29, 2007**

(51) **LOC (8) Cl.** **19-01**

(52) **U.S. Cl.** **D19/4; D19/3**

(58) **Field of Classification Search** D19/1-34;
434/339; 206/449; 40/124.01-124.15, 404,
40/672, 726, 776; 229/72, 92, 92.1, 300-303;
281/2-5, 16, 22, 45, 51; D9/774, 776, 777,
D9/500

See application file for complete search history.

(56) **References Cited**

U.S. PATENT DOCUMENTS

534,824 A *	2/1895	Gabriel	229/68.1
D111,285 S *	9/1938	Jackson	D19/4
D150,494 S *	8/1948	Davis	D19/4
D252,155 S *	6/1979	Okimoto	D19/4
D420,384 S *	2/2000	Ristau	D19/2
D451,027 S *	11/2001	Dugrot	D9/772

D451,543 S * 12/2001 Uachaikul et al. D19/3
2003/0157279 A1* 8/2003 Rudish 428/34.1

* cited by examiner

Primary Examiner—Stella M. Reid
Assistant Examiner—Susan E Krakower

(57) **CLAIM**

The ornamental design for an envelope shaped as a soda can, as shown and described.

DESCRIPTION

FIG. 1 is a perspective view of an envelope shaped as a soda can, showing my new design;

FIG. 2 is a front elevational view thereof;

FIG. 3 is a rear elevational view thereof;

FIG. 4 is a left-side elevational view thereof;

FIG. 5 is a right-side elevational view thereof;

FIG. 6 is a top plan view thereof; and,

FIG. 7 is a bottom plan view thereof.

The broken lines showing a sheet of paper and surface indicia are included for the purpose of illustrating environmental structure and form no part of the claimed design.

1 Claim, 2 Drawing Sheets




Fig. 1

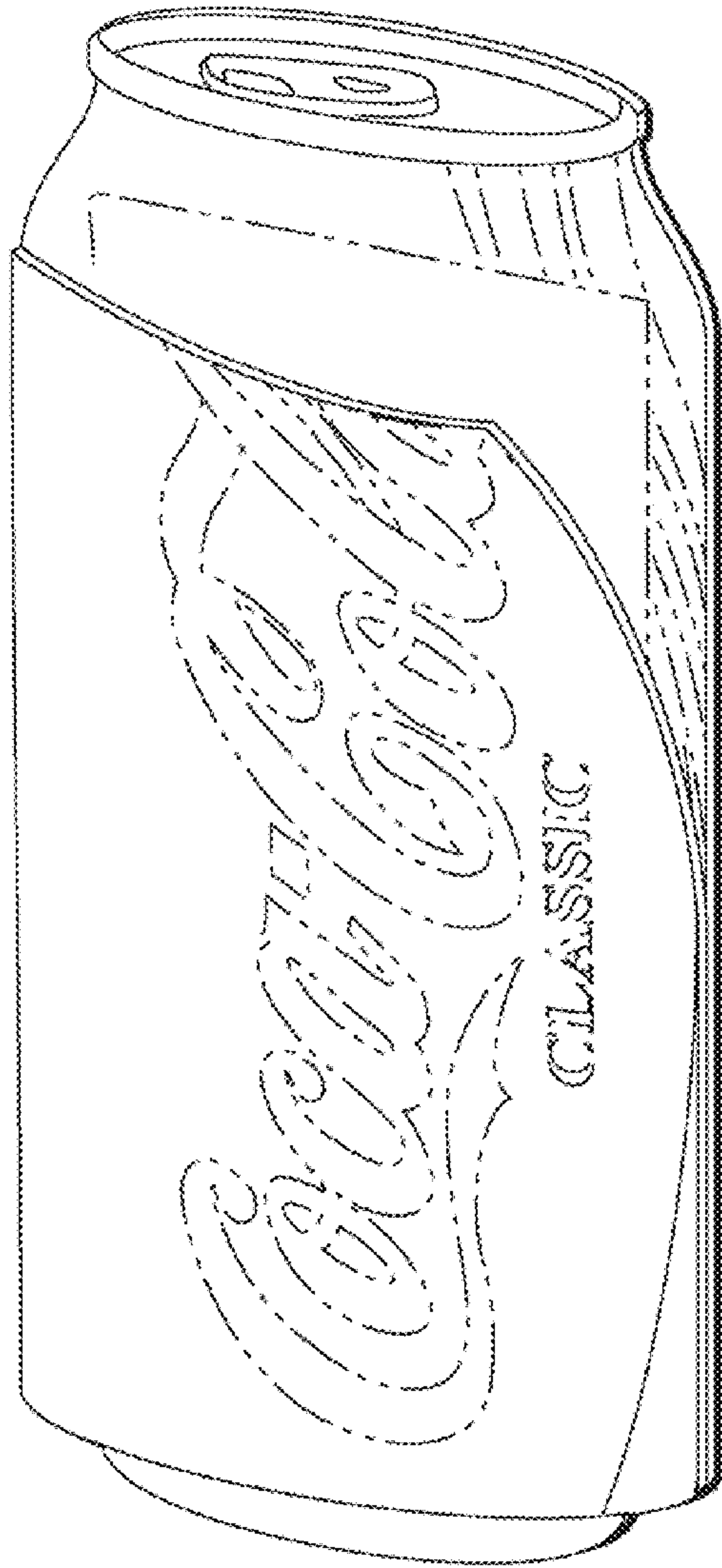


Fig. 2




Fig. 6




Fig. 7




Fig. 3




Fig. 5

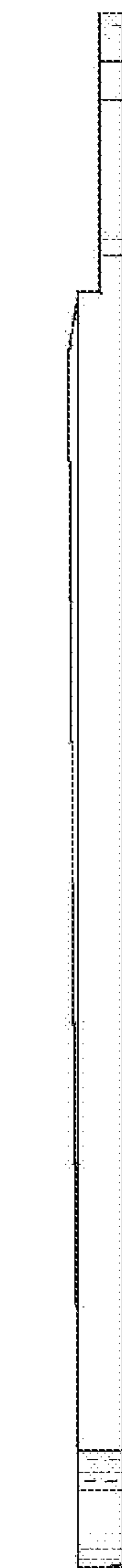


Fig. 4

