



US00D558772S

(12) **United States Design Patent**
Derry et al.

(10) **Patent No.:** **US D558,772 S**
(45) **Date of Patent:** **** Jan. 1, 2008**

(54) **LAPTOP HOLDER**

7,035,100 B2 * 4/2006 Lord 361/686
7,121,214 B1 * 10/2006 Toltzman et al. 108/43

(75) Inventors: **Bradley A. Derry**, Allentown, PA (US);
David VanDuzer, Slatington, PA (US)

* cited by examiner

(73) Assignee: **Innovative Office Products, Inc.**,
Easton, PA (US)

Primary Examiner—Cathron C. Brooks

Assistant Examiner—Angela Lee

(**) Term: **14 Years**

(74) *Attorney, Agent, or Firm*—Lerner, David, Littenberg,
Krumholz & Mentlik, LLP

(21) Appl. No.: **29/264,184**

(57) **CLAIM**

(22) Filed: **Aug. 4, 2006**

The ornamental design for a laptop holder, as shown and described.

(51) **LOC (8) Cl.** **14-03**

(52) **U.S. Cl.** **D14/447**

(58) **Field of Classification Search** D14/316,
D14/356, 375, 376, 432, 434, 439, 447, 448,
D14/451, 452, 457, 460, 328, 324, 405; D6/300,
D6/310, 311, 312, 419, 449, 512, 513; D19/20,
D19/89, 90, 91; 108/10, 28, 32, 6; 248/442.2,
248/454, 457, 460, 371, 447, 393, 398, 127,
248/133, 136, 178.1, 455, 349.1, 346.03,
248/176.1, 346.06, 346.04, 346.07, 346.01,
248/441.1, 917, 918, 919, 920, 921, 922,
248/923, 924; 361/683, 686

DESCRIPTION

This application is related to U.S. Design patent application Ser. No. 29/642,185, filed concurrently herewith and entitled "Laptop Holder," the entire disclosure of which, including the figures, is hereby expressly incorporated by reference herein.

See application file for complete search history.

FIG. 1 is a perspective view of the laptop holder in accordance with the invention;

FIG. 2 is a bottom plan view of the laptop holder of FIG. 1;

FIG. 3 is a top plan view of the laptop holder of FIG. 1;

FIG. 4 is a right side elevational view of the laptop holder of FIG. 1, the left side elevational view being a mirror image of the left side;

(56) **References Cited**

U.S. PATENT DOCUMENTS

5,029,796 A * 7/1991 Schoenig 248/443
5,607,135 A * 3/1997 Yamada 248/456
D390,209 S * 2/1998 Dials et al. D14/451
6,527,241 B1 * 3/2003 Lord 248/346.01
D473,562 S * 4/2003 Russell D14/447
D473,563 S * 4/2003 Russell D14/447
D475,057 S * 5/2003 Lord D14/447
D498,611 S * 11/2004 Lin et al. D6/449
D511,522 S * 11/2005 Toltzman et al. D14/447

FIG. 5 is a front elevational view of the laptop holder of FIG. 1; and,

FIG. 6 is a rear elevational view of the laptop holder of FIG. 1.

The broken line showing of the laptop holder is included for the purpose of illustrating portions of the article and forms no part of the claimed design.

1 Claim, 6 Drawing Sheets

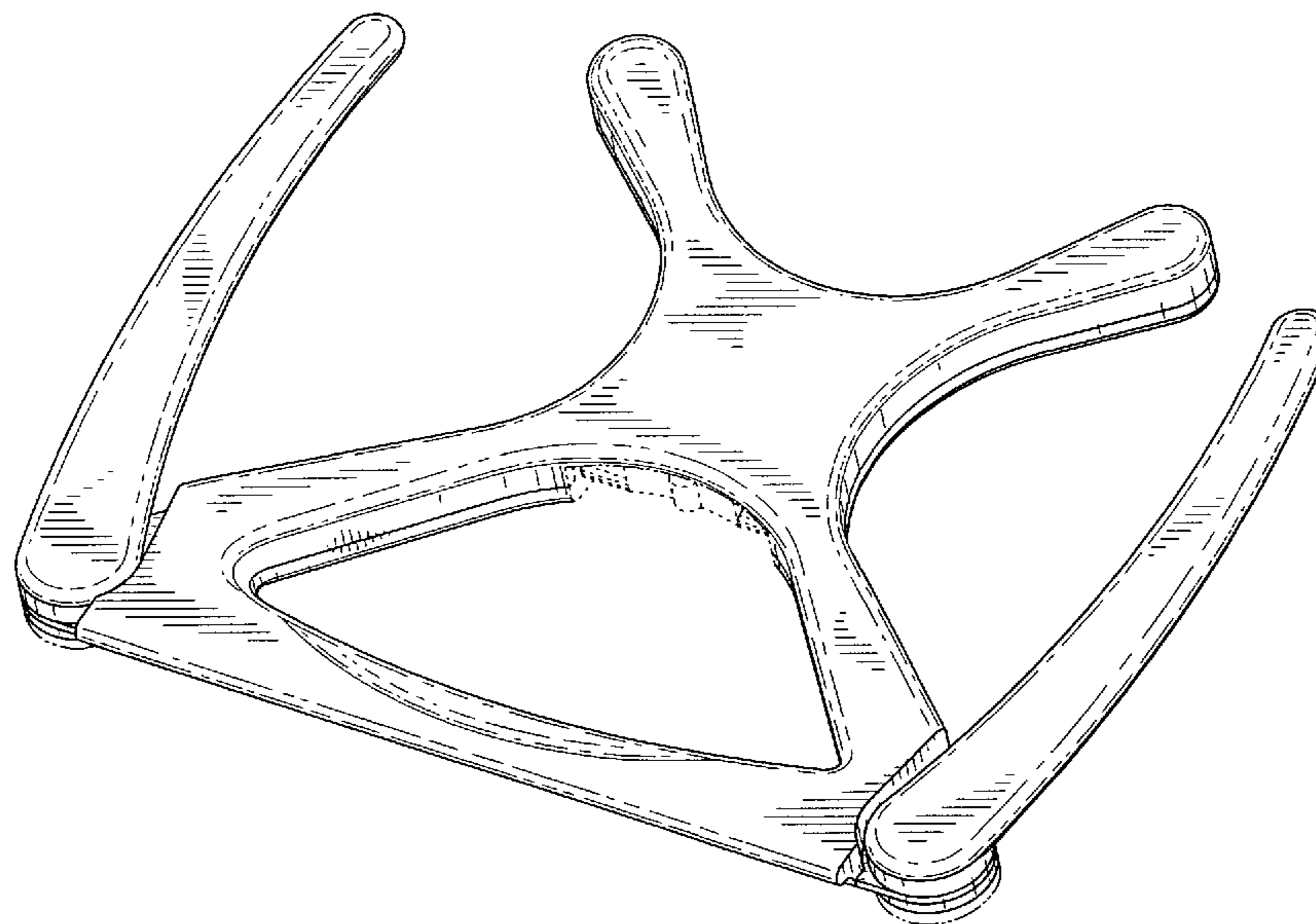


FIG. 1

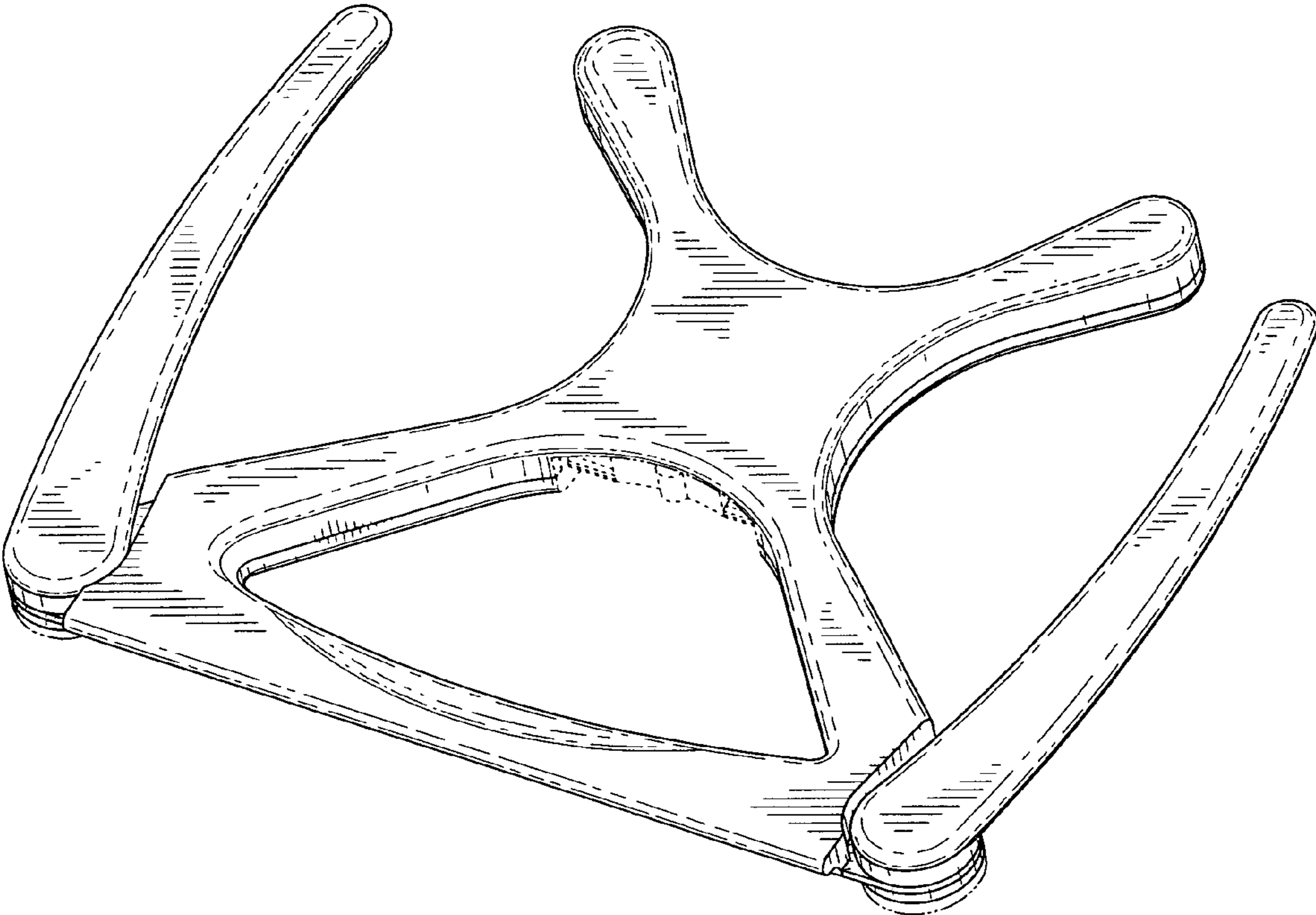


FIG. 2




FIG. 3



FIG. 4

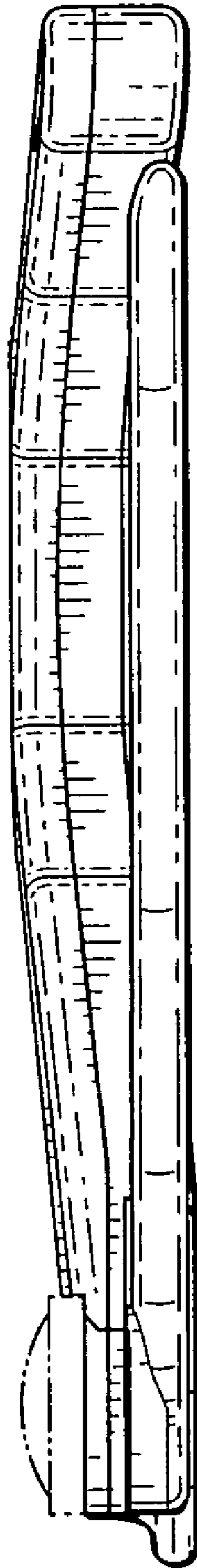


FIG. 5

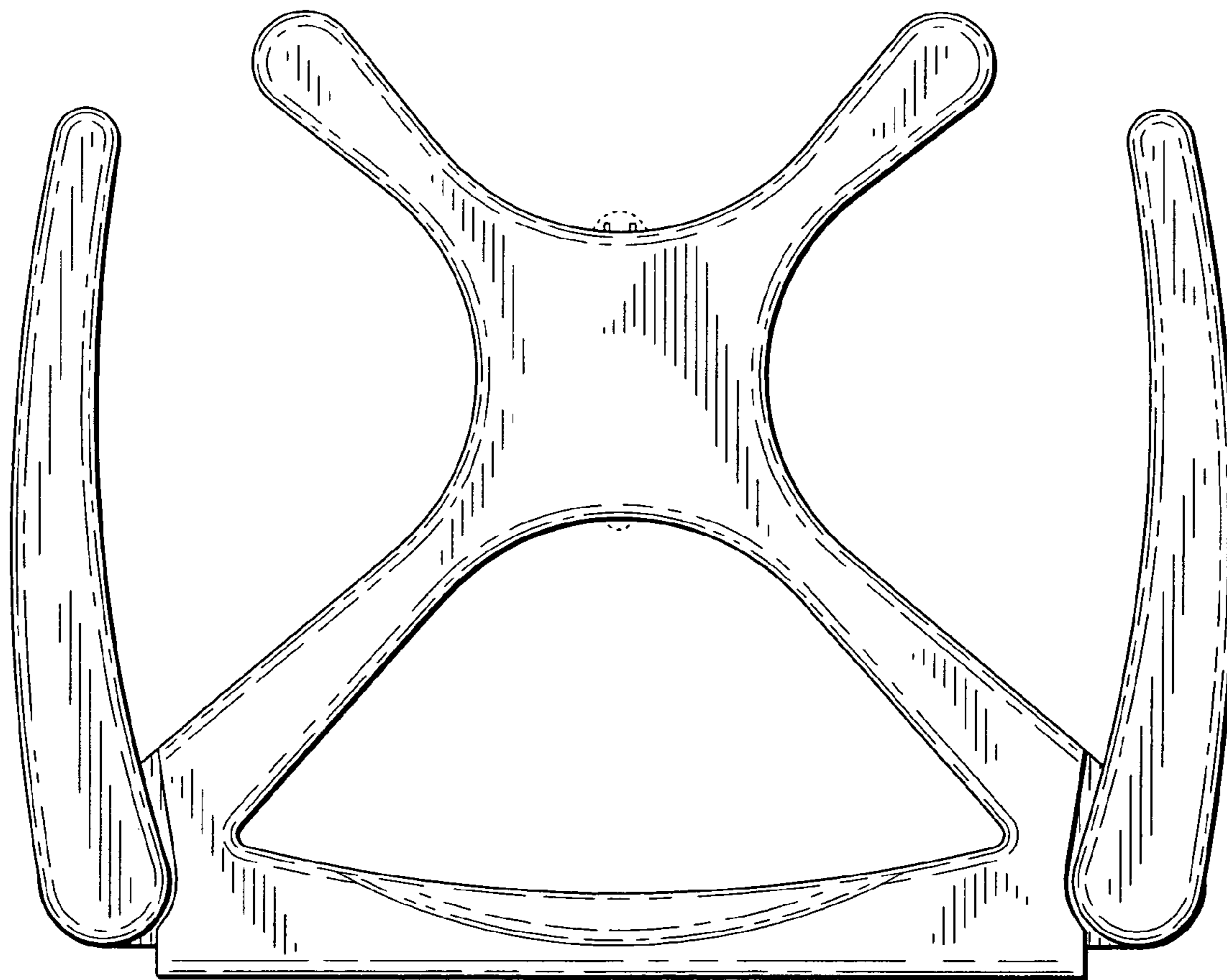
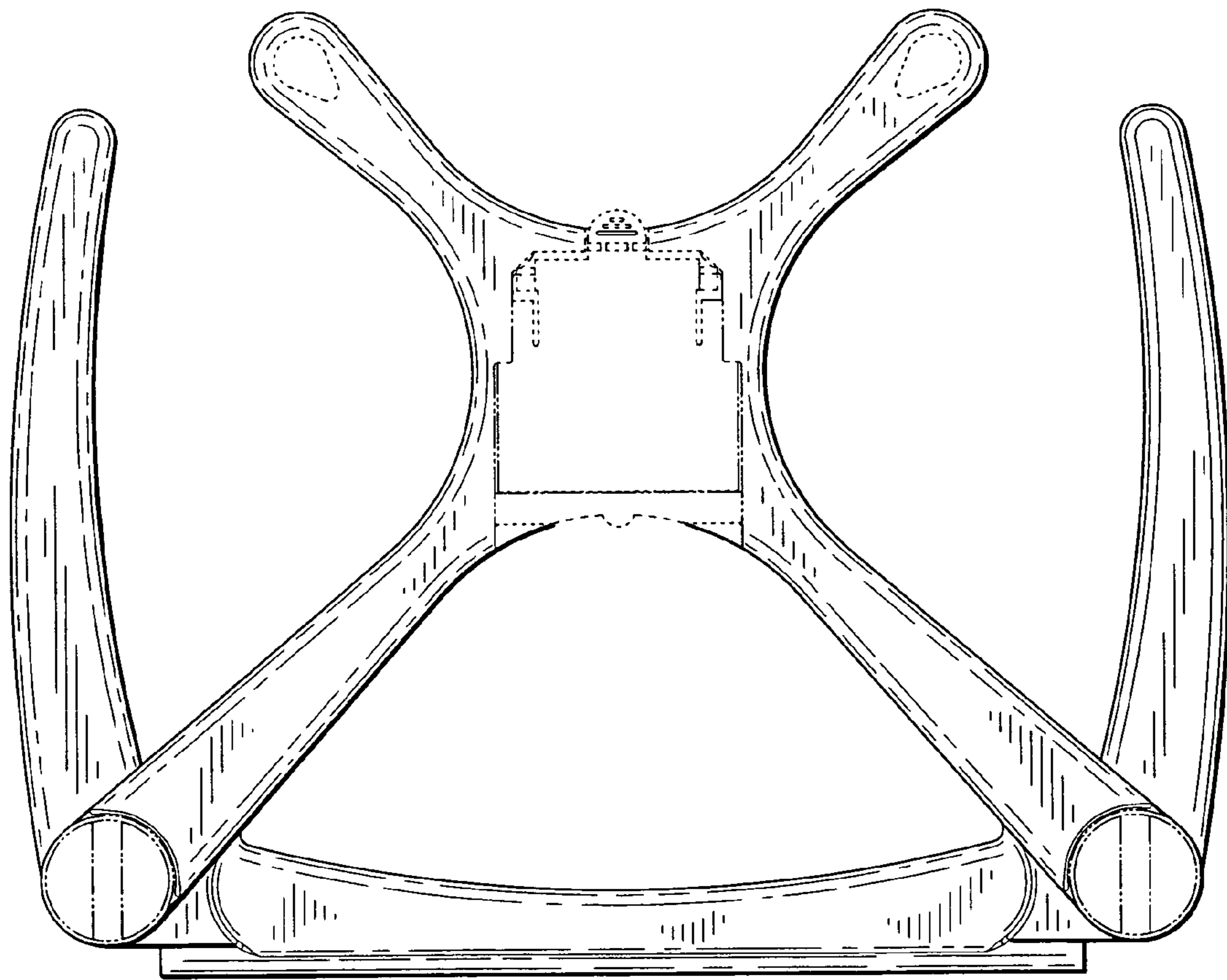


FIG. 6



UNITED STATES PATENT AND TRADEMARK OFFICE
CERTIFICATE OF CORRECTION

PATENT NO. : Des. 558,772 S
APPLICATION NO. : 29/264184
DATED : January 1, 2008
INVENTOR(S) : Bradley A. Derry and David VanDuzer

Page 1 of 1

It is certified that error appears in the above-identified patent and that said Letters Patent is hereby corrected as shown below:

On the title page Description, FIG. 4, Line 16, after "of the", change "left" to -- right --.

Signed and Sealed this

Thirtieth Day of December, 2008

A handwritten signature in black ink that reads "Jon W. Dudas". The signature is written in a cursive style with a large, looped initial "J".

JON W. DUDAS
Director of the United States Patent and Trademark Office