



US00D558770S

(12) **United States Design Patent**  
**Chen et al.**

(10) **Patent No.:** **US D558,770 S**  
(45) **Date of Patent:** **\*\* Jan. 1, 2008**

(54) **COMPUTER FRONT BEZEL**

*Primary Examiner—Freda S. Nunn*  
(74) *Attorney, Agent, or Firm—Wei Te Chung*

(75) Inventors: **Yun-Lung Chen**, Shenzhen (CN);  
**Ning-Bo Pan**, Shenzhen (CN)

(73) Assignee: **Hon Hai Precision Industry Co., Ltd.**,  
Tu-Cheng, Taipei Hsien (TW)

(57) **CLAIM**

The ornamental design for a computer front bezel, as shown and described.

(\*\*) Term: **14 Years**

(21) Appl. No.: **29/257,475**

**DESCRIPTION**

(22) Filed: **Apr. 4, 2006**

(51) **LOC (8) Cl.** ..... **14-02**

FIG. 1 is a perspective view of a computer front bezel of our new design;

(52) **U.S. Cl.** ..... **D14/444**

FIG. 2 is a front elevational view thereof;

(58) **Field of Classification Search** ..... D14/441-446;  
D13/162, 184, 199; 312/223.2; 361/680-686,  
361/690-696; 369/34.01, 36.01

FIG. 3 is a rear elevational view thereof;

FIG. 4 is a left side elevational view thereof;

See application file for complete search history.

FIG. 5 is a right side elevational view thereof;

(56) **References Cited**

FIG. 6 is a top plan view thereof;

**U.S. PATENT DOCUMENTS**


FIG. 7 is a bottom plan view thereof; and,

- 5,169,218 A \* 12/1992 Chu ..... 312/223.2
- D431,825 S \* 10/2000 Jean et al. .... D14/444
- D439,254 S \* 3/2001 Zhao ..... D14/441

FIG. 8 is a perspective view thereof being mounted to a computer case which is shown in broken lines for illustrative purposes only and forms no part of the claimed design.

\* cited by examiner

**1 Claim, 6 Drawing Sheets**



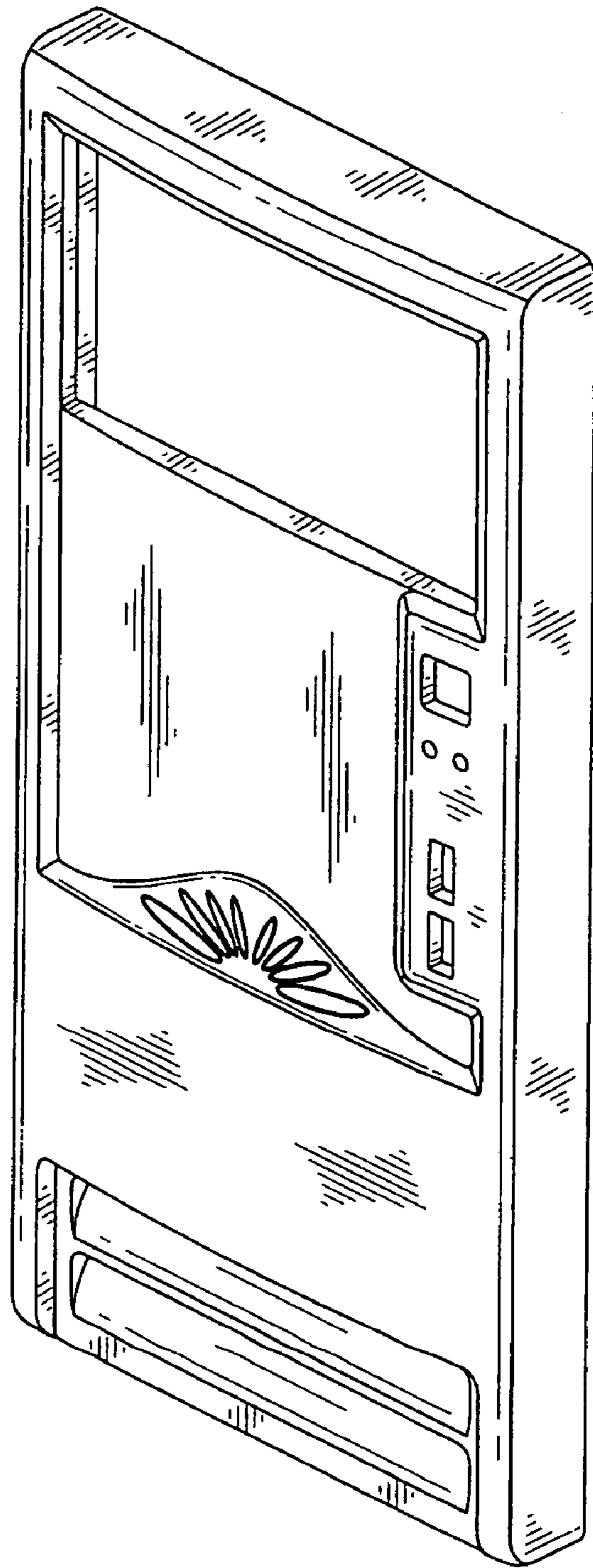


FIG. 1

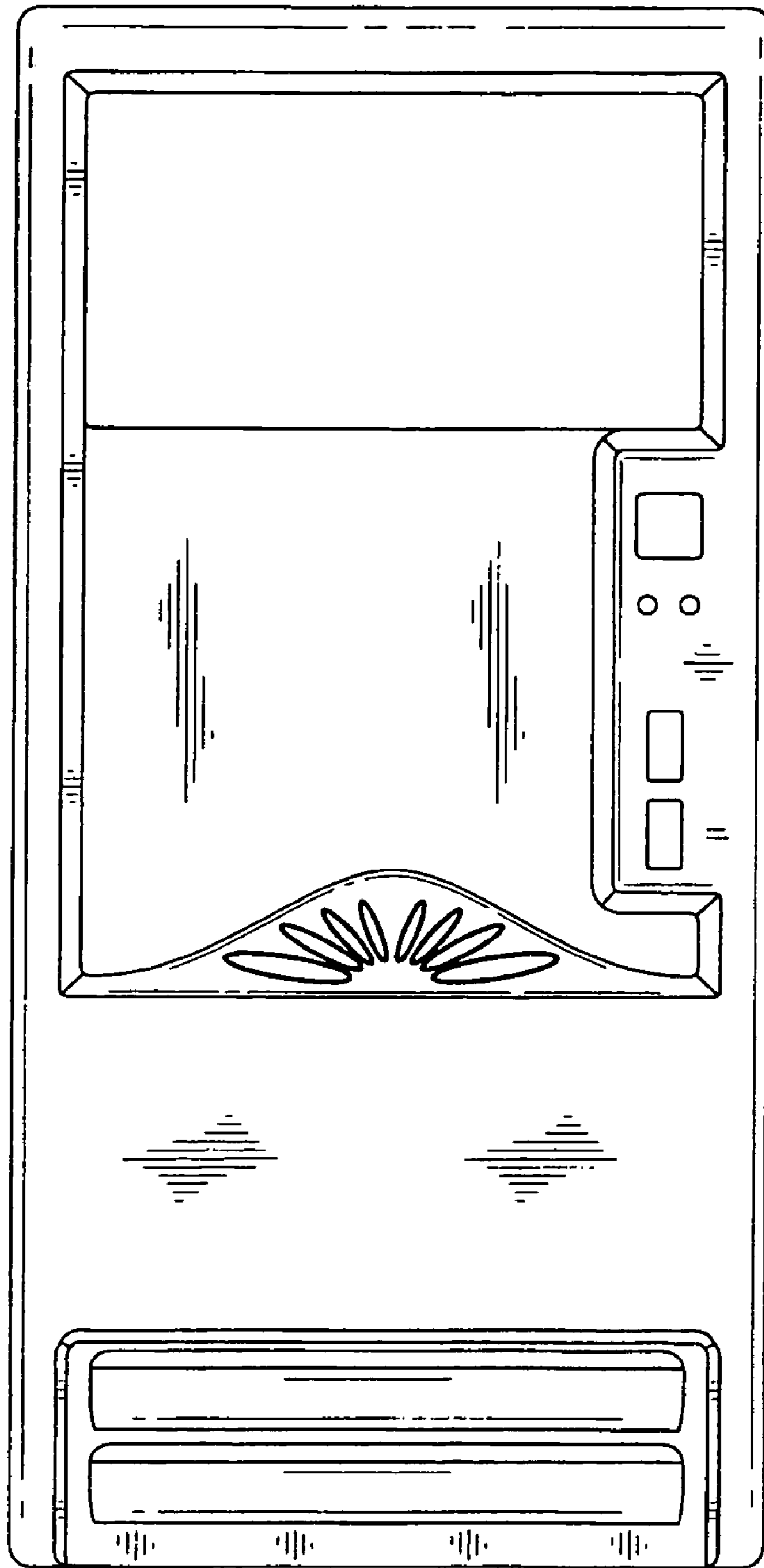


FIG. 2

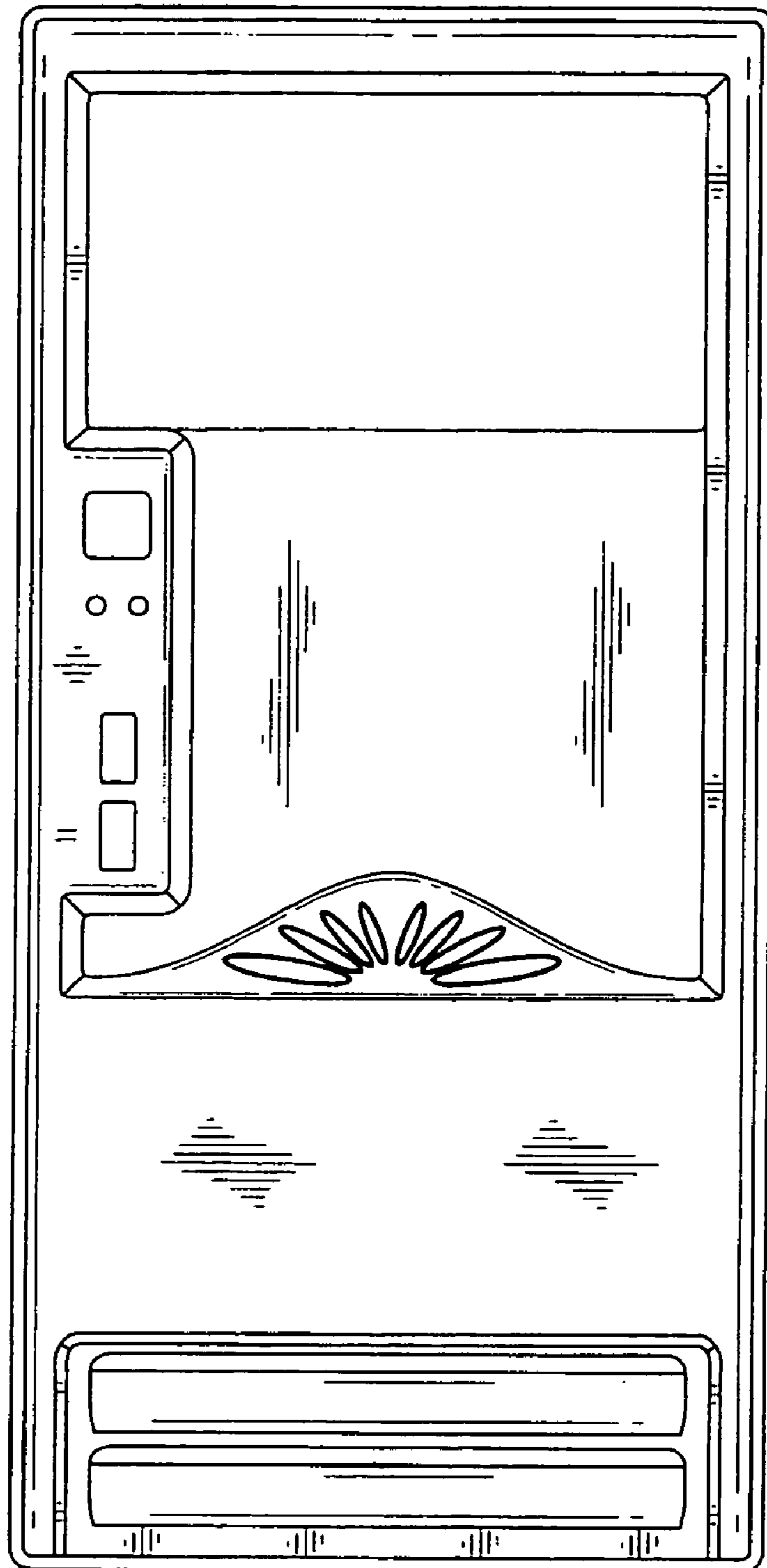


FIG. 3

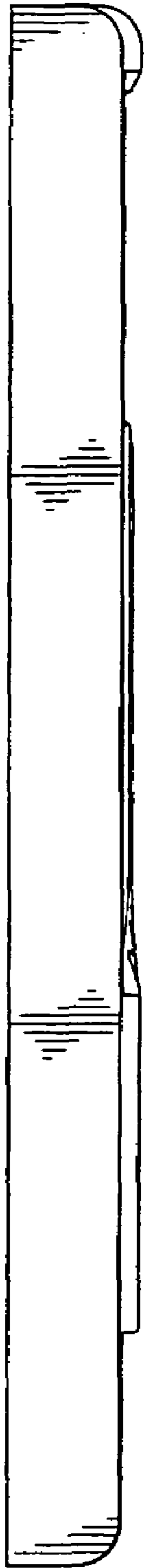


FIG. 4



FIG. 5




FIG. 6




FIG. 7

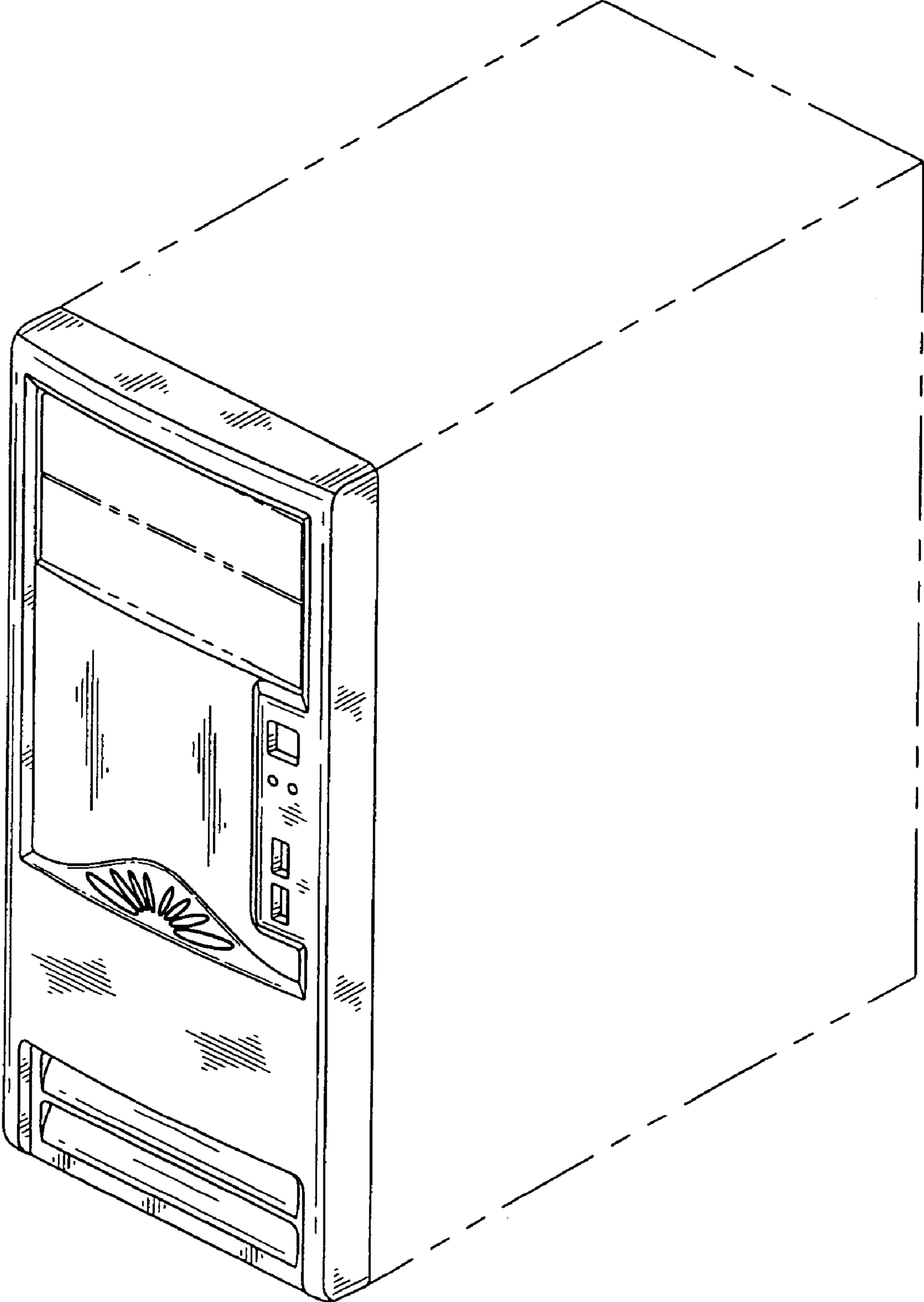


FIG. 8