



US00D558762S

(12) **United States Design Patent** (10) **Patent No.:** **US D558,762 S**
Heath et al. (45) **Date of Patent:** **** Jan. 1, 2008**

(54) **STORAGE DEVICE** 2007/0056320 A1* 3/2007 Azar 63/3

(75) Inventors: **Stephen Robert Heath**, Andover, MA (US); **Aur lie Jouan**, Boulogne-Billancourt (FR)

(73) Assignees: **Koninklijke Philips Electronics N.V.**, Eindhoven (NL); **Swarovski Aktiengesellschaft**, Triesen (LI)

(**) Term: **14 Years**

(21) Appl. No.: **29/275,457**

(22) Filed: **Dec. 27, 2006**

(51) **LOC (8) Cl.** **14-02**

(52) **U.S. Cl.** **D14/356**

(58) **Field of Classification Search** D14/137, D14/156, 167, 240, 242, 299, 348, 356, 384-385, D14/402, 432-435, 496; 257/315; 439/518, 439/139, 141, 144, 140, 638; 365/63, 131; 710/74, 62; 361/685-6; D11/80-1, 103; D24/102; D9/600, 629

See application file for complete search history.

(56) **References Cited**

U.S. PATENT DOCUMENTS

- D246,295 S * 11/1977 Lewis D11/133
- D252,590 S * 8/1979 Peretti et al. D28/80
- D281,339 S * 11/1985 Hinnen D21/478
- D296,762 S * 7/1988 Sato D9/629
- D339,311 S * 9/1993 Ambar D11/81
- D374,194 S * 10/1996 Brocchi D11/81
- D381,286 S * 7/1997 Udko D11/81
- D392,422 S * 3/1998 Dinand D28/80
- D407,635 S * 4/1999 Fregeau D9/629
- D407,854 S * 4/1999 DeGaetano D28/80
- D460,687 S * 7/2002 Weinstock D9/629
- 6,976,633 B2 * 12/2005 Kimura 235/486

OTHER PUBLICATIONS

D14 PDF Search: heart usb.pdf—http://www.sz-wholesale.com/uploadFiles/060511121813s.jpg, Jul. 6, 2007.*

Licca's USB flash drive_Funny Junk Interesting Finding—Eglobe1.pdf—http://www.eglobe1.com/index.php/2006/02/20/liccas-usb-flash-drive/, Jan. 30, 2007.*

The Definitive Flash Drive Collection_Plastic.pdf—http://web.archive.org/web/20051028160915/http://www.thedefinitiveflashdrivecollection.co/plastic-heart.html, Oct. 28, 2006.*

U83 Fashionable Heart Shape USB Flash Drive (Shenzhen E-Power Electronic Co..pdf—http://e-power.en.alibaba.com/product/50170854/51011685/USB_Flash_Drives_Di..._USB_Memory_Sticks/

U83_Fashionable_Heart_Shape_USB_Flash_Drive/showimg.html, Jul. 6, 2007.*

* cited by examiner

Primary Examiner—Robin V. Webster

Assistant Examiner—Karen E Kearney

(74) *Attorney, Agent, or Firm*—Edward W. Goodman

(57) **CLAIM**

The ornamental design for a storage device, as shown.

DESCRIPTION

FIG. 1 is a perspective view showing my design;

FIG. 2 is a front elevational view thereof;

FIG. 3 is a rear elevational view thereof;

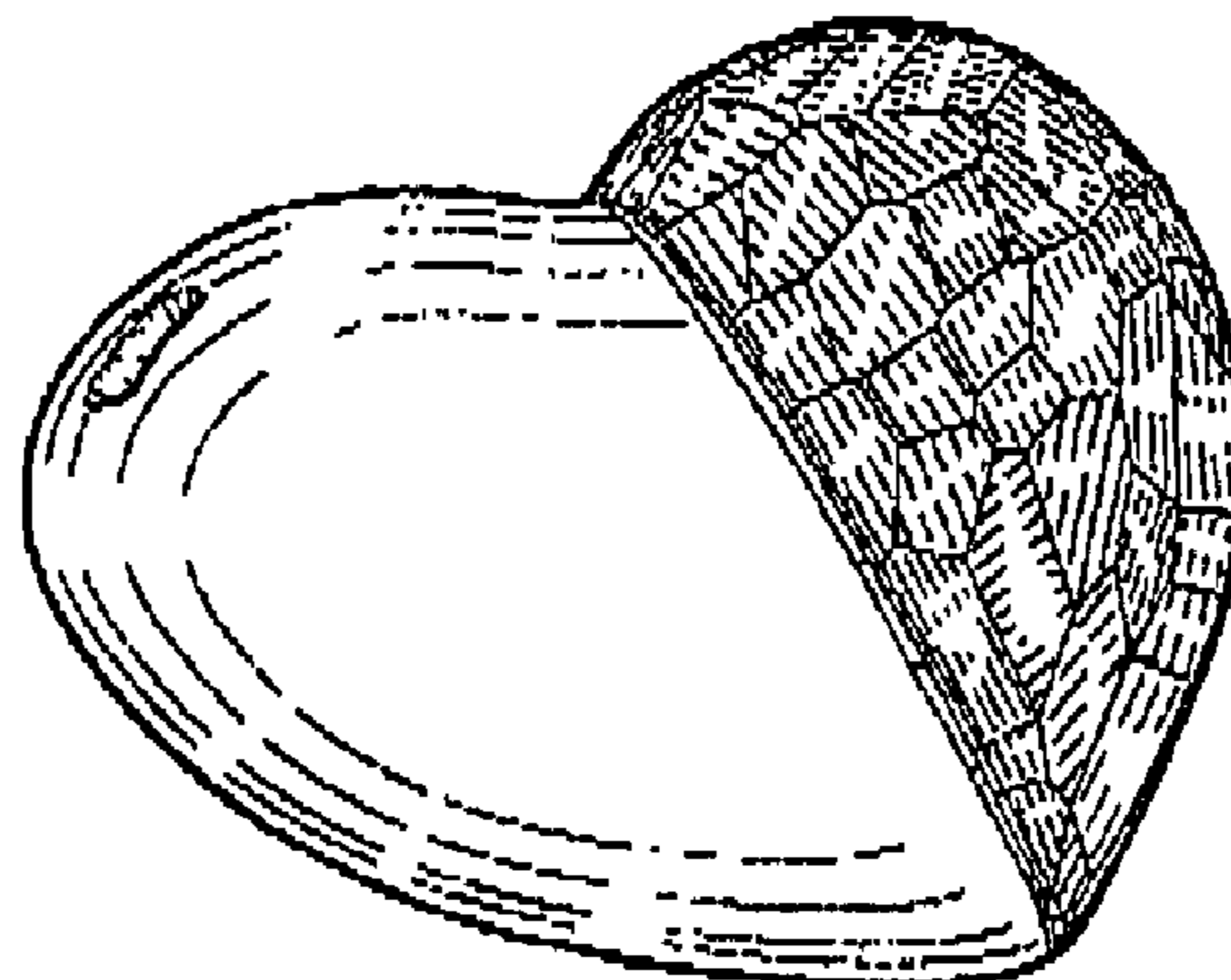
FIG. 4 is a right side elevational view thereof;

FIG. 5 is a left side elevational view thereof;

FIG. 6 is a top plan view thereof; and,

FIG. 7 is a bottom plan view thereof.

1 Claim, 3 Drawing Sheets



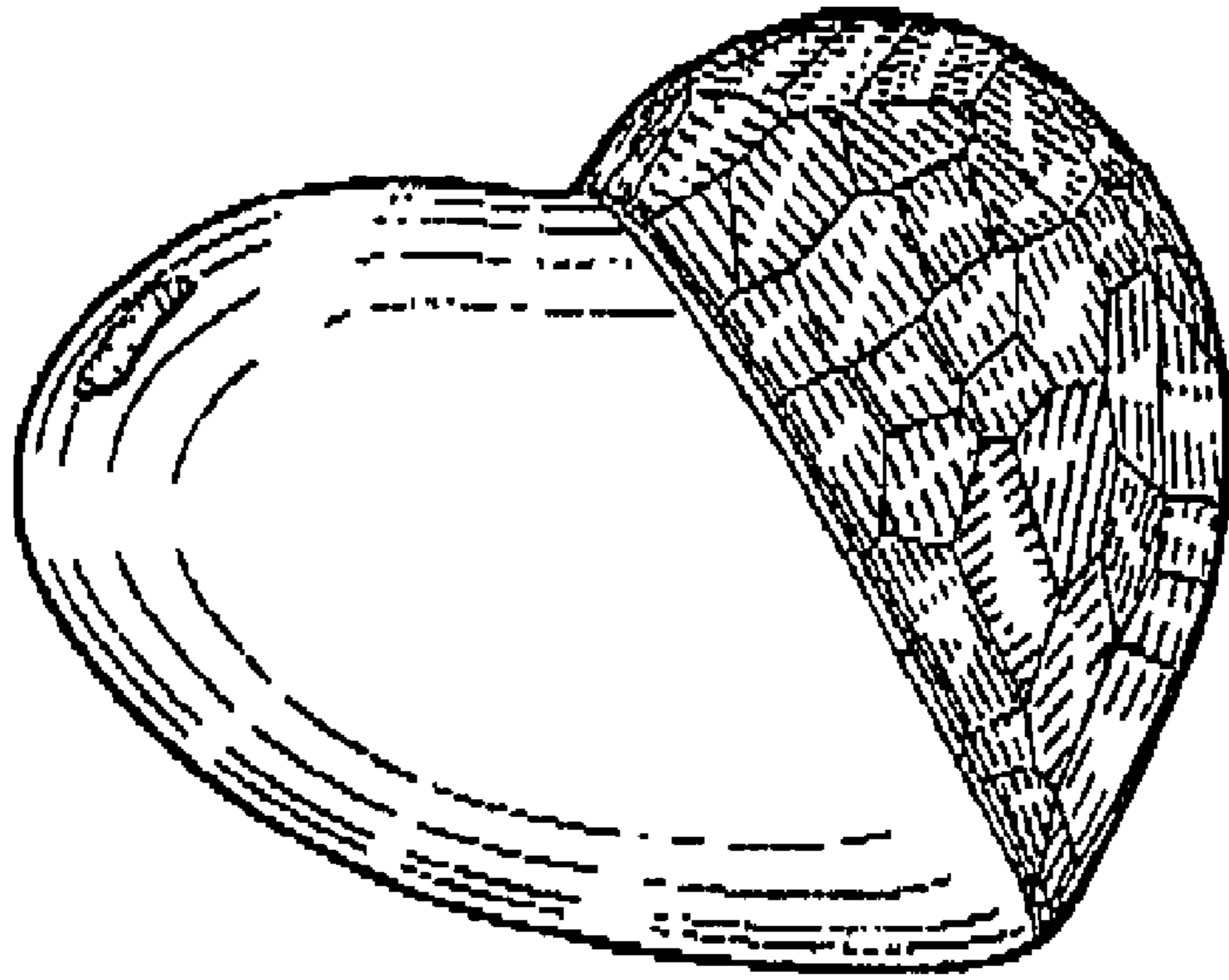


FIG. 1




FIG. 2




FIG. 3

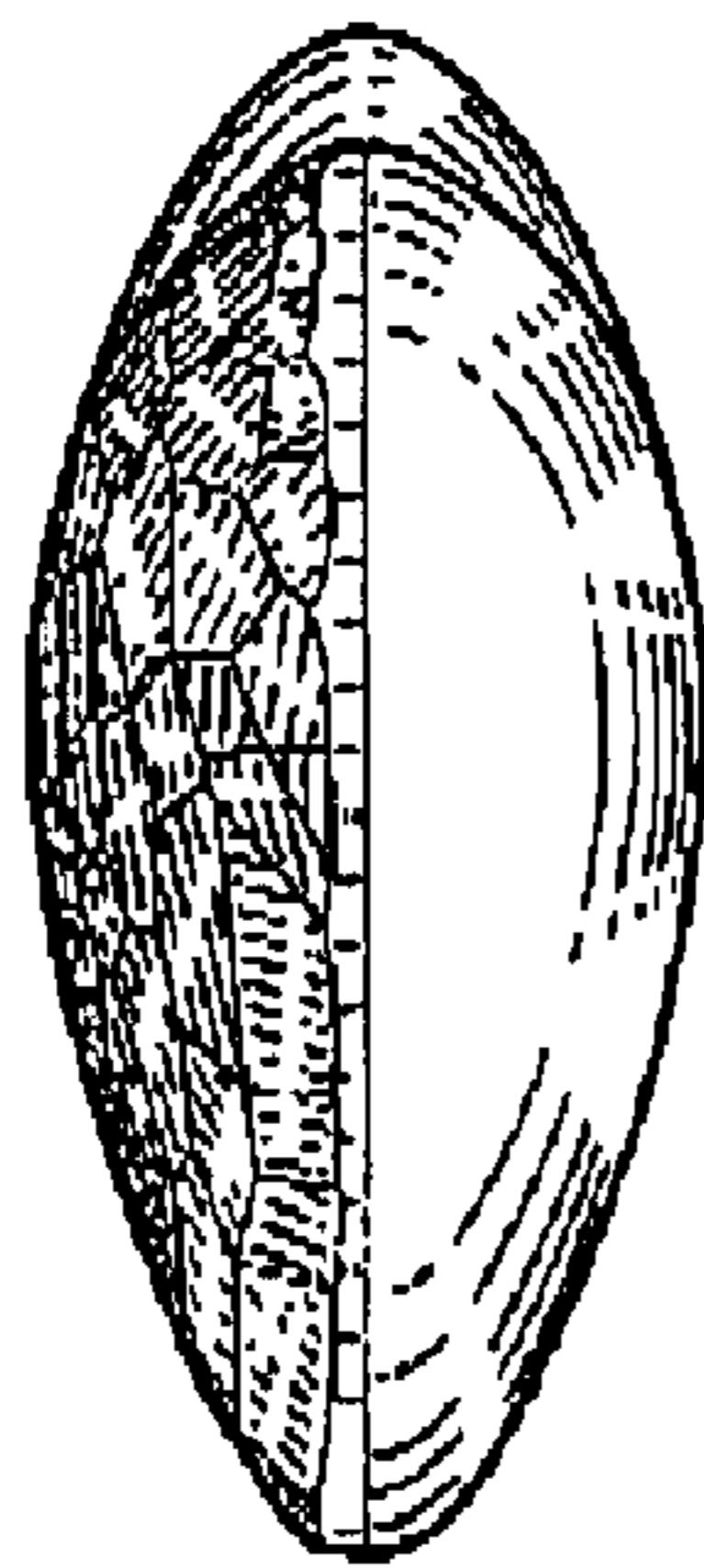


FIG. 4

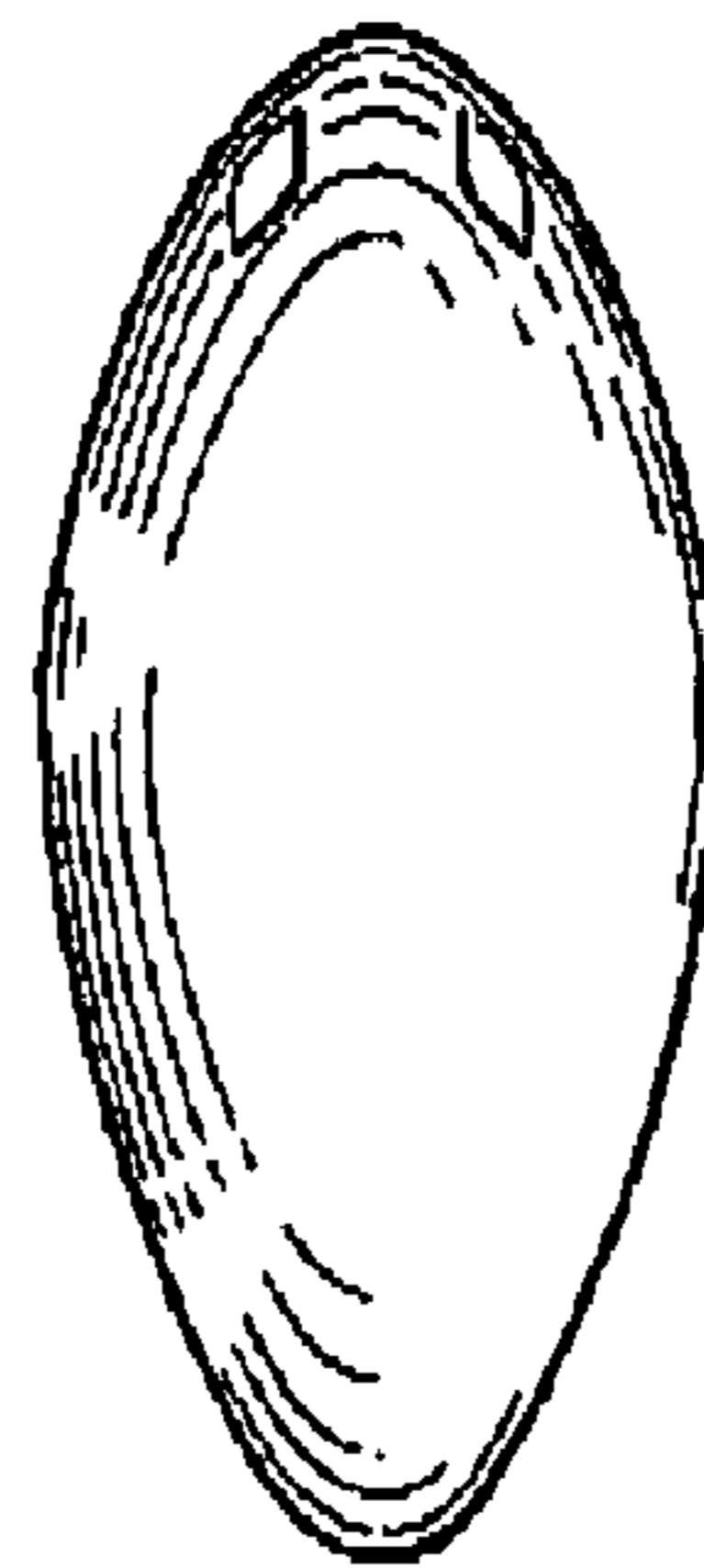


FIG. 5




FIG. 6




FIG. 7