



US00D558756S

(12) **United States Design Patent**  
**Andre et al.**

(10) **Patent No.:** **US D558,756 S**  
(45) **Date of Patent:** **\*\* Jan. 1, 2008**

(54) **ELECTRONIC DEVICE**

(75) Inventors: **Bartley K. Andre**, Menlo Park, CA (US); **Daniel J. Coster**, San Francisco, CA (US); **Daniele De Iuliis**, San Francisco, CA (US); **Richard P. Howarth**, San Francisco, CA (US); **Jonathan P. Ive**, San Francisco, CA (US); **Steve Jobs**, Palo Alto, CA (US); **Duncan Robert Kerr**, San Francisco, CA (US); **Shin Nishibori**, San Francisco, CA (US); **Matthew Dean Rohrbach**, San Francisco, CA (US); **Douglas B. Satzger**, Menlo Park, CA (US); **Calvin Q. Seid**, Palo Alto, CA (US); **Christopher J. Stringer**, Portola Valley, CA (US); **Eugene Antony Whang**, San Francisco, CA (US); **Rico Zorkendorfer**, San Francisco, CA (US)

(73) Assignee: **Apple Inc.**, Cupertino, CA (US)

(\*\*) Term: **14 Years**

(21) Appl. No.: **29/270,880**

(22) Filed: **Jan. 5, 2007**

(51) **LOC (8) Cl.** ..... **14-02**

(52) **U.S. Cl.** ..... **D14/341**; D14/138; D14/496

(58) **Field of Classification Search** ..... D14/137, D14/138, 147, 218, 247-248, 341-347, 496; D6/595, 601, 604, 605, 610, 616; D10/65; D13/168; D18/7; D21/671, 378, 686; 455/90.3, 455/556.1, 556.2, 575.1, 575.3, 575.4; 379/433.01-433.13; 361/814; 348/14.02

See application file for complete search history.

(56) **References Cited**

**U.S. PATENT DOCUMENTS**

D289,873 S 5/1987 Gemmell et al.

(Continued)

**FOREIGN PATENT DOCUMENTS**

KR 30-0452432 6/2007

**OTHER PUBLICATIONS**

Samsung F700, announced Feb. 2007, [online], [retrieved on Feb. 8, 2007]. Retrieved from Internet, <URL: http://www.gsmarena.com>.\*

(Continued)

*Primary Examiner*—Jeffrey Asch  
*Assistant Examiner*—Bridget L Eland  
(74) *Attorney, Agent, or Firm*—Beyer Weaver LLP

(57) **CLAIM**

We claim the ornamental design for an electronic device, substantially as shown and described.

**DESCRIPTION**

FIG. 1 is a front perspective view of an electronic device in accordance with the present design.

FIG. 2 is a rear perspective view for the electronic device.

FIG. 3 is a front view for the electronic device.

FIG. 4 is a rear view for the electronic device.

FIG. 5 is a top view for the electronic device.

FIG. 6 is a bottom view for the electronic device.

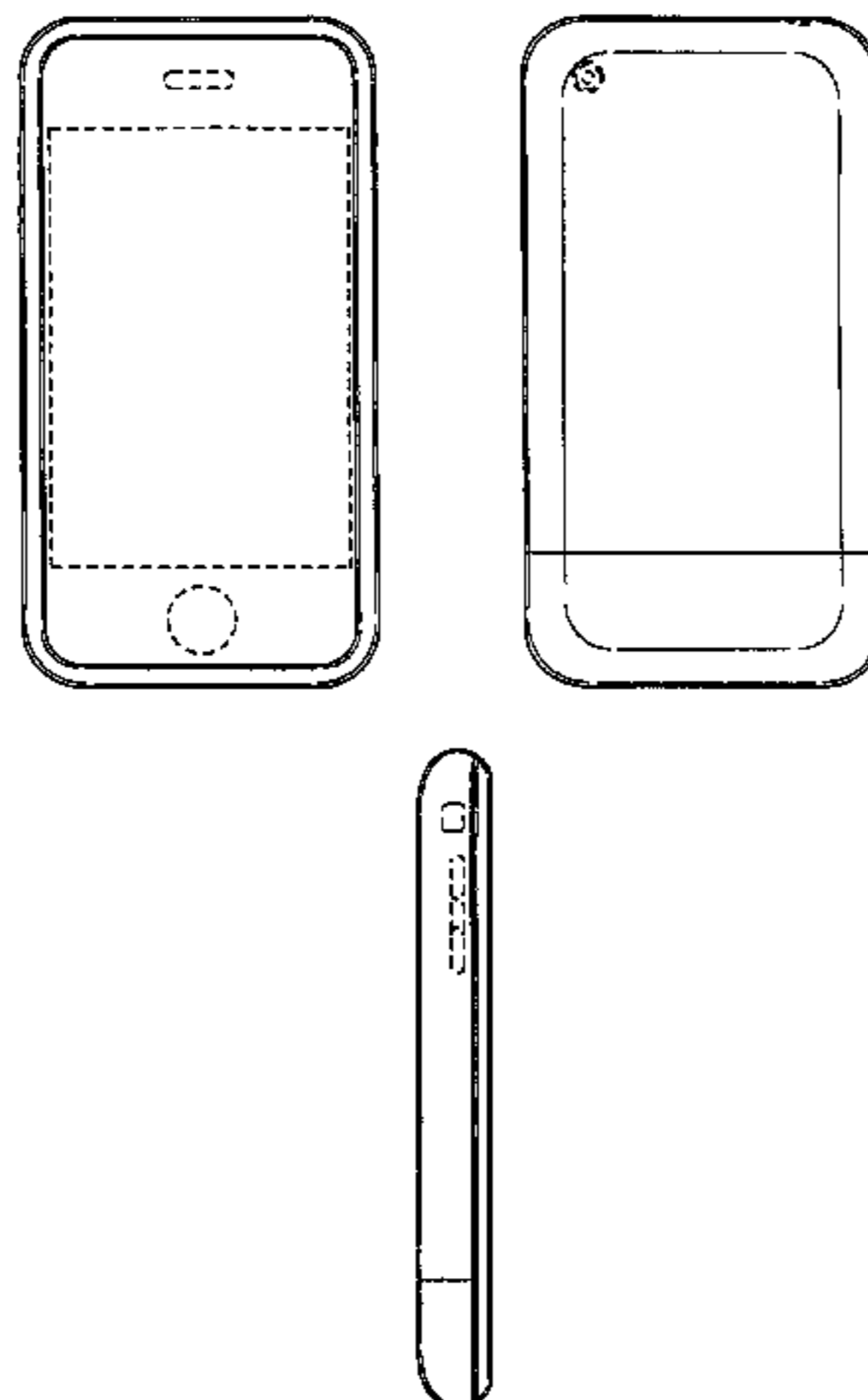
FIG. 7 is a left side view for the electronic device; and,

FIG. 8 is a right side view for the electronic device.

The broken lines depicted in FIGS. 1, 2, and 6 of the inner rectangle, at the center bottom of the electronic device, represent the bounds of the claimed design, while the broken lines inside the rectangle, shown only in FIG. 6, are directed to environment and are for illustrative purposes only. All other broken lines are superimposed on continuous surfaces and are for illustrative purposes only; the broken lines form no part of the claimed design.

The article is not limited to the scale shown herein. As indicated in the title, the article of manufacture to which the ornamental design has been applied is an electronic device. Examples of an electronic device are a computer, a portable or hand-held electronic device, media player (e.g., music, video and/or game player), media storage device, a personal digital assistant, a communication device (e.g., cellular phone), a novelty item, toy, and/or the like.

**1 Claim, 2 Drawing Sheets**



# US D558,756 S

Page 2

## U.S. PATENT DOCUMENTS

D337,569 S \* 7/1993 Kando ..... D14/341  
D456,023 S 4/2002 Andre et al.  
D489,731 S 5/2004 Huang  
D498,754 S \* 11/2004 Blyth ..... D14/341  
D499,423 S 12/2004 Bahroocha et al.  
D502,173 S \* 2/2005 Jung et al. .... D14/240  
D504,889 S 5/2005 Andre et al.  
D505,950 S \* 6/2005 Summit et al. .... D14/341  
D507,003 S 7/2005 Pai et al.  
D514,121 S \* 1/2006 Johnson ..... D14/496  
D514,590 S \* 2/2006 Naruki ..... D14/496  
D519,523 S 4/2006 Chiu et al.  
D520,020 S 5/2006 Senda et al.  
D528,542 S \* 9/2006 Luminosu et al. .... D14/346  
D528,561 S \* 9/2006 Ka-Wei et al. .... D14/496  
D529,045 S \* 9/2006 Shin ..... D14/496  
D532,791 S \* 11/2006 Kim ..... D14/496  
D534,143 S \* 12/2006 Lheem ..... D14/138  
D535,281 S \* 1/2007 Yang ..... D14/167  
D536,691 S \* 2/2007 Park ..... D14/138  
D538,822 S 3/2007 Andre et al.  
D541,298 S 4/2007 Andre et al.  
D541,299 S 4/2007 Andre et al.  
D546,313 S \* 7/2007 Lheem ..... D14/138  
D548,747 S \* 8/2007 Andre et al. .... D14/496

2005/0130715 A1\* 6/2005 Fujisawa ..... 455/575.1  
2006/0281501 A1\* 12/2006 Zuo et al. .... 455/575.1  
2007/0082718 A1\* 4/2007 Yoon et al. .... 455/575.4

## OTHER PUBLICATIONS

Philips S900, announced Jun. 2006, [online], [retrieved on Feb. 20, 2007]. Retrieved from Internet, <URL: <http://www.gsmarena.com>>.\*

LG KE850 Prada, announced Jan. 2007, [online], [retrieved on Feb. 20, 2007]. Retrieved from Internet, <URL: <http://www.gsmarena.com>>.\*

Apple iPhone, announced Jan. 2007, [online], [retrieved on Mar. 12, 2007]. Retrieved from Internet, <URL: <http://www.gsmarena.com>>.\*

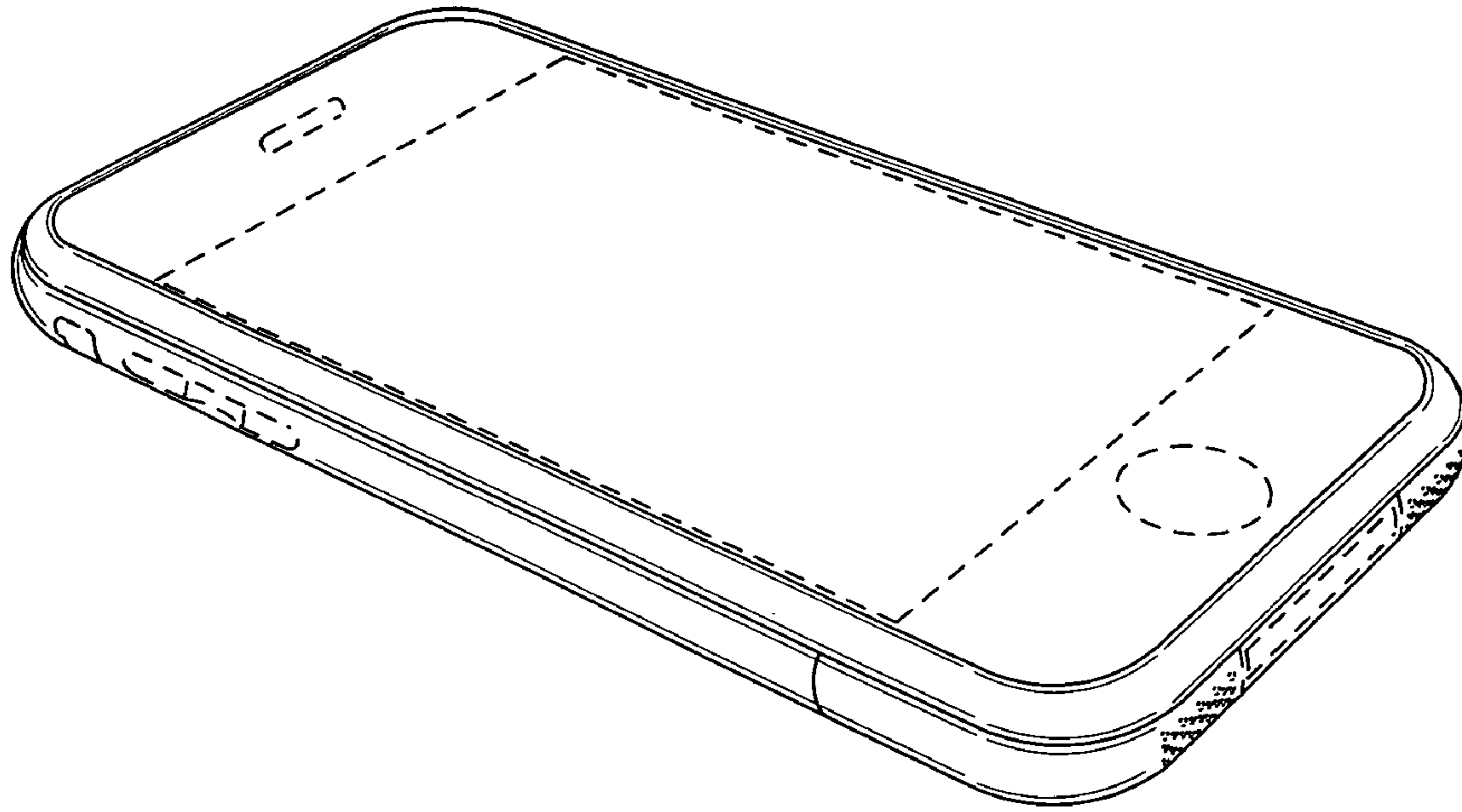
Tinnos PDA, posted May 19, 2006, [online], [retrieved on Aug. 22, 2007]. Retrieved from Internet, <URL: <http://www.mobilewhack.com>>.\*

Meizu M8, posted Jan. 29, 2007, [online], [retrieved on Sep. 13, 2007]. Retrieved from Internet, <URL: <http://www.engadget.com>>.\*

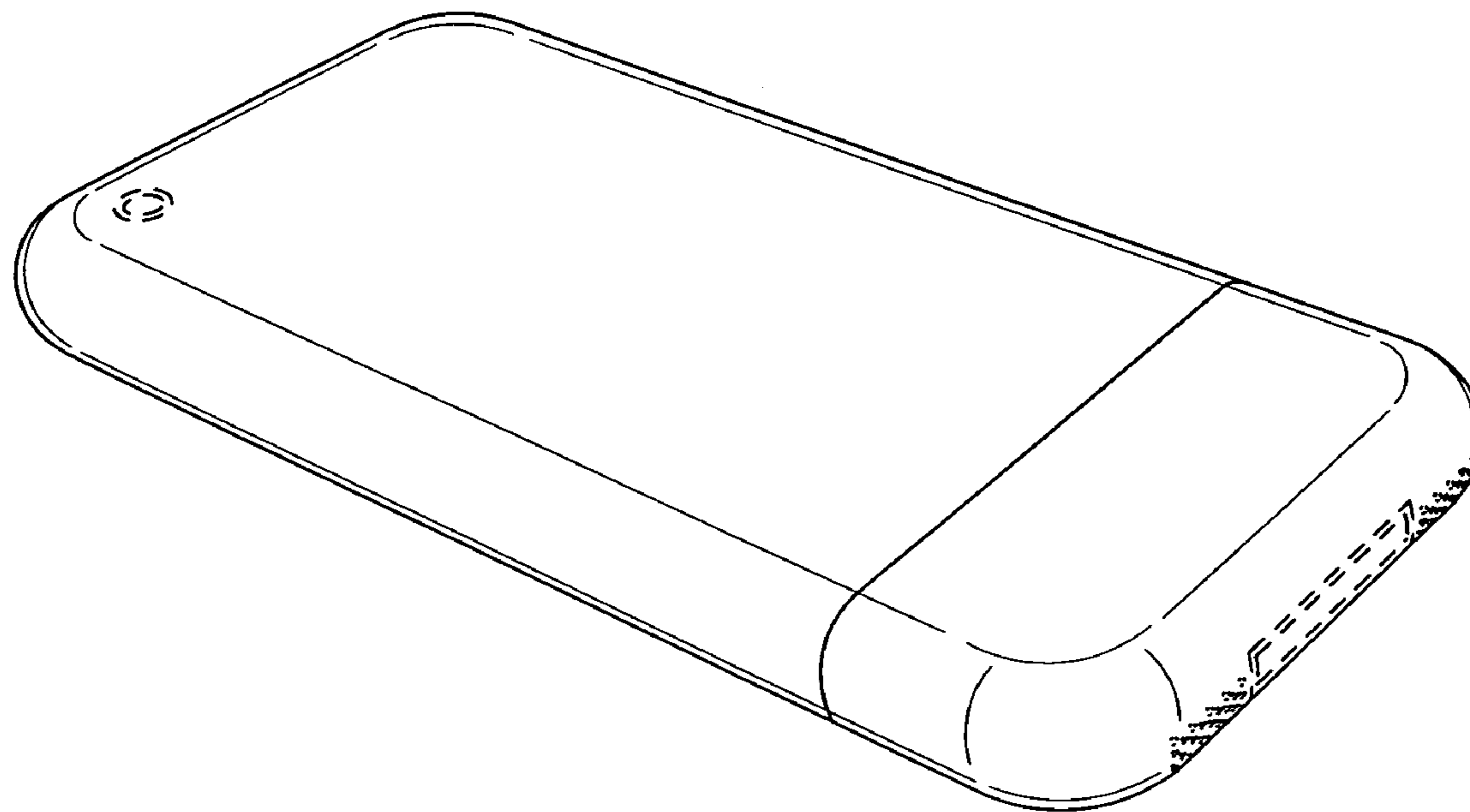
iPod U2 Special Edition, downloaded from [http://ipod.wikia.com/wiki/iPod\\_U2\\_Special\\_Edition](http://ipod.wikia.com/wiki/iPod_U2_Special_Edition), Oct. 2004.

"Apple Introduces the U2 iPod," Apple Corporation press Release, <http://www.apple.com/pr/library/2004/oct/26u2ipod.html>, Oct. 26, 2004.

\* cited by examiner



**FIG. 1**



**FIG. 2**




FIG. 3




FIG. 4

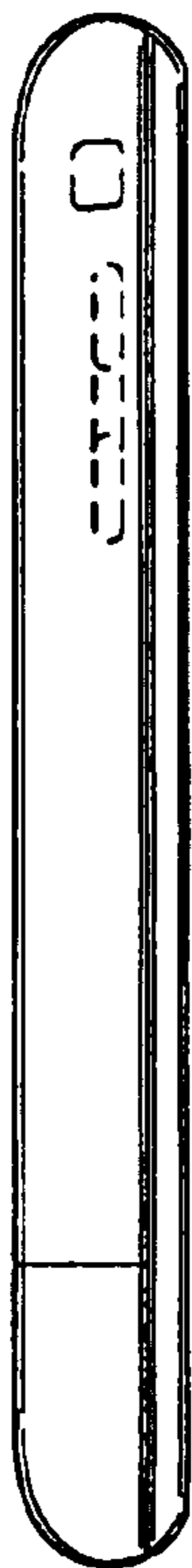


FIG. 7



FIG. 8



FIG. 5




FIG. 6