



US00D558755S

(12) **United States Design Patent**  
**Tanaka**

(10) **Patent No.:** **US D558,755 S**  
(45) **Date of Patent:** **\*\* Jan. 1, 2008**

(54) **COMBINED PERSONAL DIGITAL ASSISTANT AND AUDIO PLAYER**

(75) Inventor: **Soichi Tanaka**, Tokyo (JP)

(73) Assignee: **Sony Corporation**, Tokyo (JP)

(\*\*) Term: **14 Years**

(21) Appl. No.: **29/244,636**

(22) Filed: **Dec. 13, 2005**

(30) **Foreign Application Priority Data**

Sep. 9, 2005 (JP) ..... 2005-026182

(51) **LOC (8) Cl.** ..... **14-02**

(52) **U.S. Cl.** ..... **D14/341; D14/346**

(58) **Field of Classification Search** ..... D14/341-346,  
D14/125-129, 371, 496, 138, 156; 345/104,  
345/156, 168, 173; 348/180, 184, 325, 373,  
348/739; 349/1, 2, 11, 62; 361/680-686;  
708/105; 455/556.1, 566, 575.3, 575.4

See application file for complete search history.

(56) **References Cited**

**U.S. PATENT DOCUMENTS**

- D484,503 S \* 12/2003 Duarte et al. .... D14/346
- 6,757,156 B2 \* 6/2004 Adams et al. .... 361/681
- D498,754 S \* 11/2004 Blyth ..... D14/341
- D504,890 S \* 5/2005 Sung et al. .... D14/346
- D506,753 S \* 6/2005 Duarte et al. .... D14/346
- D508,693 S 8/2005 Morisawa
- D511,528 S \* 11/2005 Yang ..... D14/496
- 2003/0125094 A1 \* 7/2003 Hyun et al. .... 455/566
- 2005/0014538 A1 \* 1/2005 Hyun et al. .... 455/575.4
- 2005/0107119 A1 \* 5/2005 Lee et al. .... 455/556.1
- 2005/0124394 A1 \* 6/2005 Kim et al. .... 455/575.3

**FOREIGN PATENT DOCUMENTS**

JP D1121150 S 9/2001

- JP D1204225 S 5/2004
- JP D1204226 S 5/2004
- JP D1221141 S 10/2004
- JP D1225051 S 12/2004
- JP D1225073 S 12/2004
- JP D1236633 S 4/2005
- JP D1240218 S 5/2005
- JP D1241292 S 6/2005
- JP D1246409 S 8/2005
- KR 30-0307006 S 9/2002
- KR 30-0368333 S 12/2004
- KR 30-0393580 9/2005

\* cited by examiner

*Primary Examiner*—Freda S. Nunn

(74) *Attorney, Agent, or Firm*—Rader, Fishman & Grauer PLLC

(57) **CLAIM**

The ornamental design for a combined personal digital assistant and audio player, as shown.

**DESCRIPTION**

FIG. 1 is a perspective view of a combined personal digital assistant and audio player showing my new design;

FIG. 2 is a front elevational view thereof;

FIG. 3 is a rear elevational view thereof;

FIG. 4 is a left side elevational view thereof;

FIG. 5 is a right side elevational view thereof;

FIG. 6 is a top plan view thereof; and,

FIG. 7 is a bottom plan view thereof.

**1 Claim, 7 Drawing Sheets**

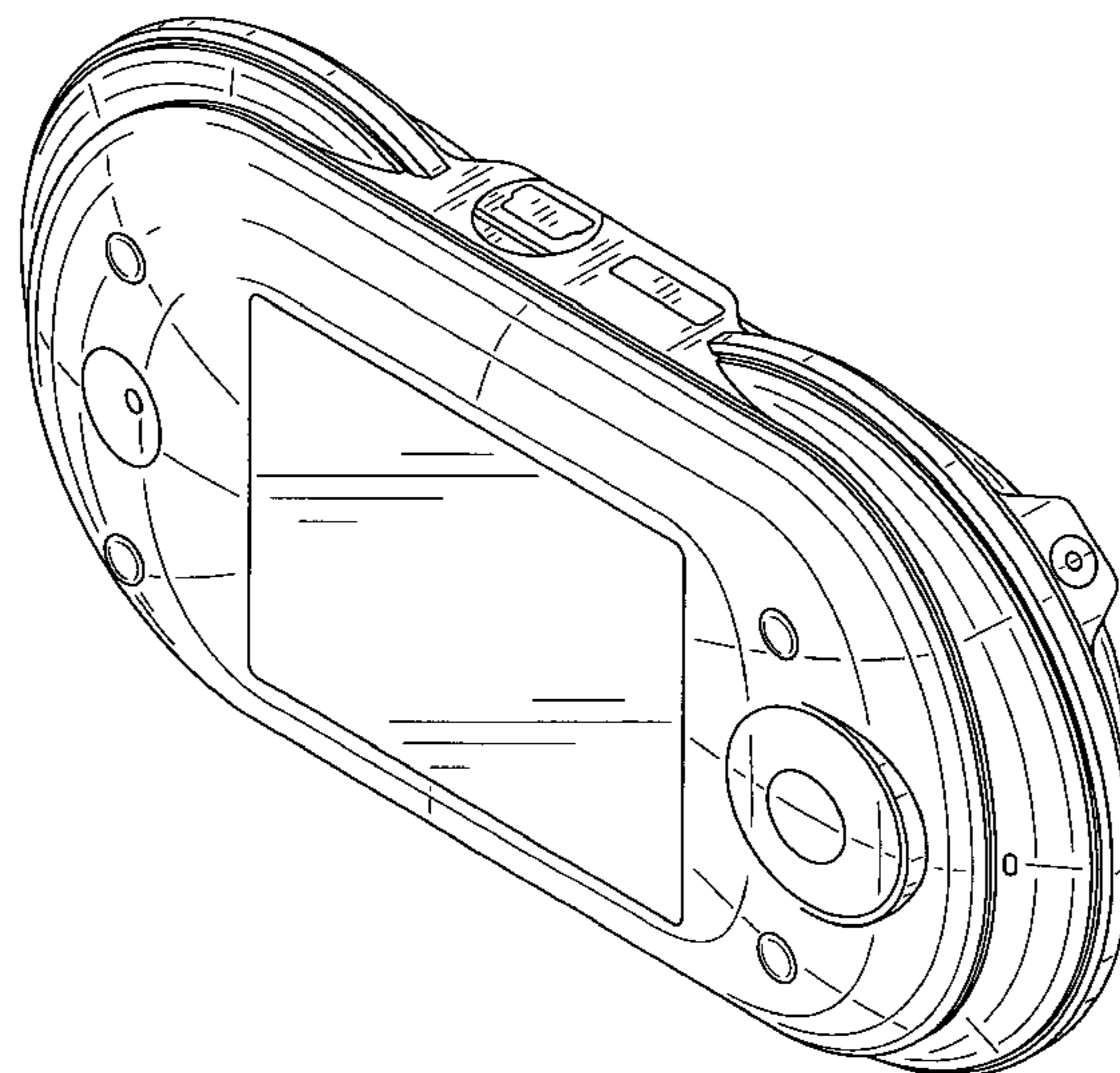


Fig.1

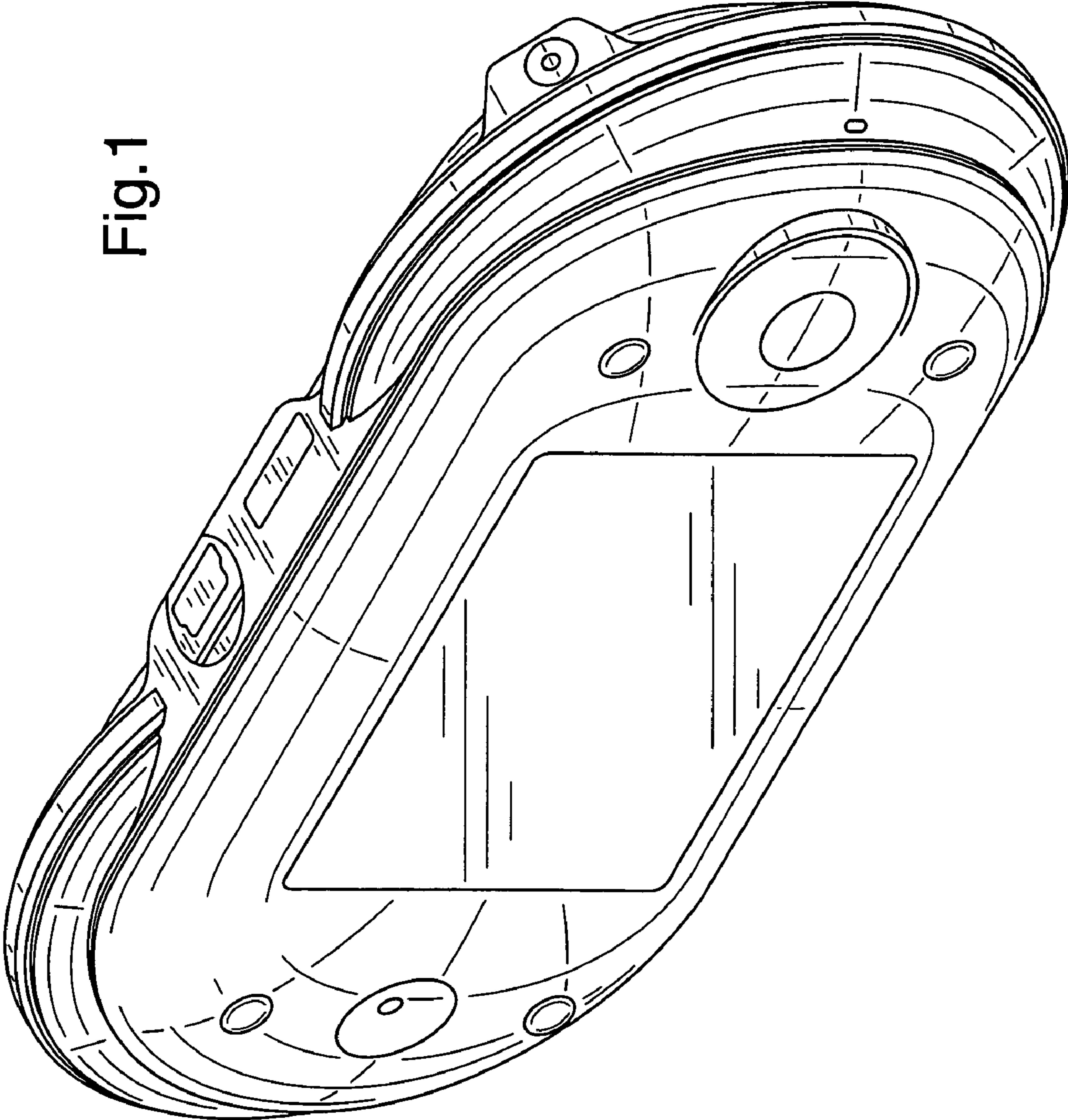


Fig.2

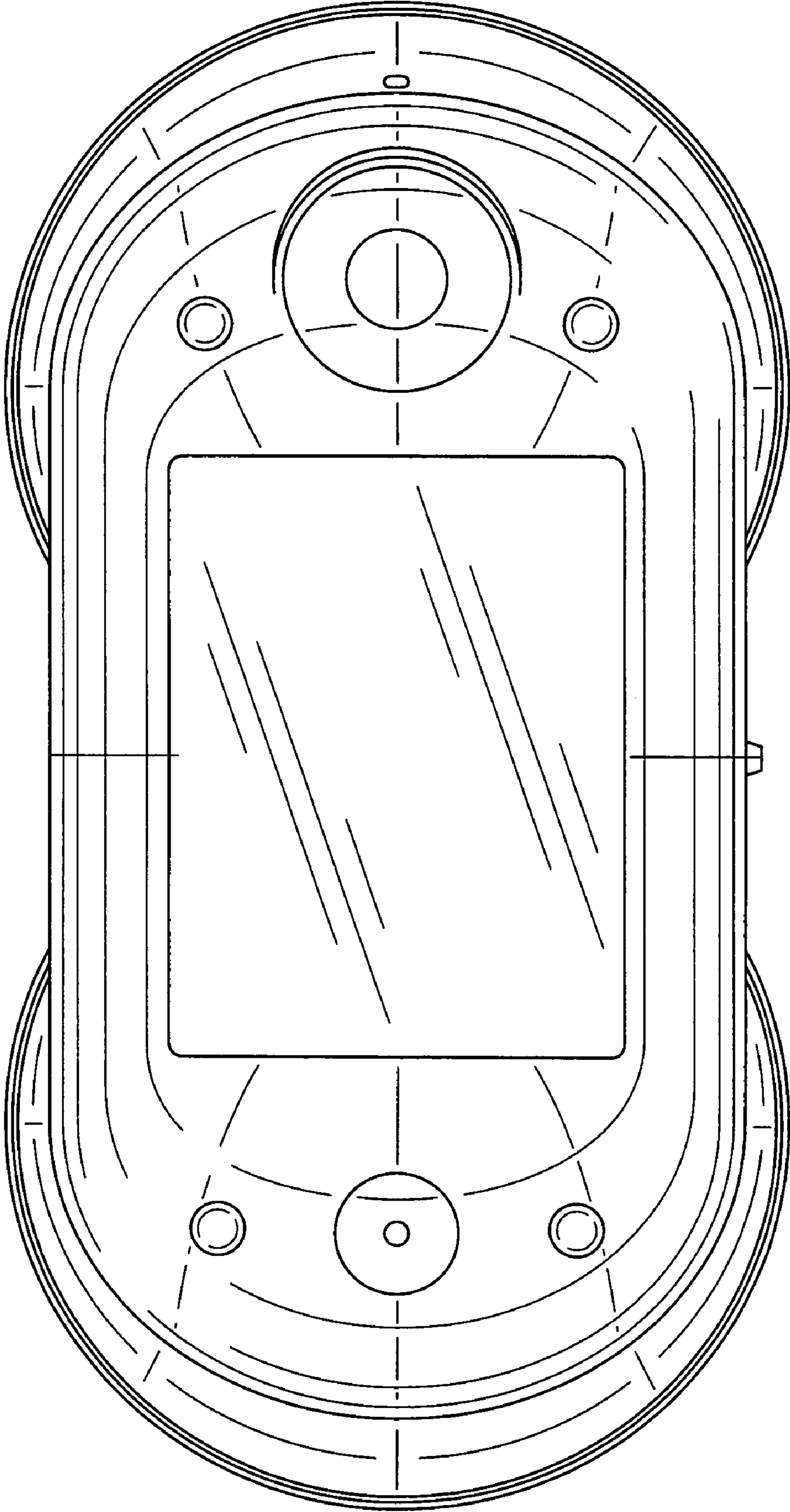


Fig.3

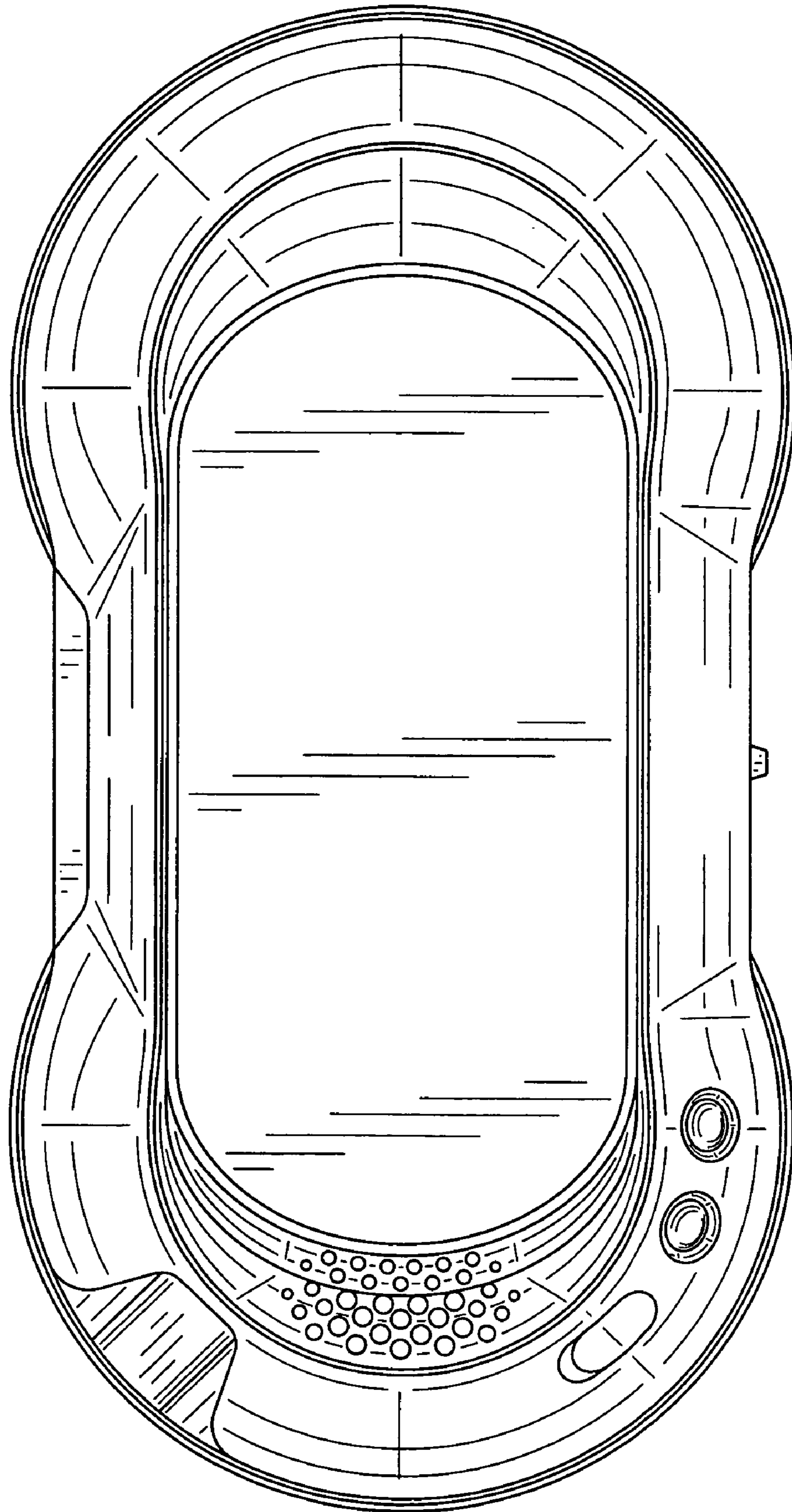


Fig.4

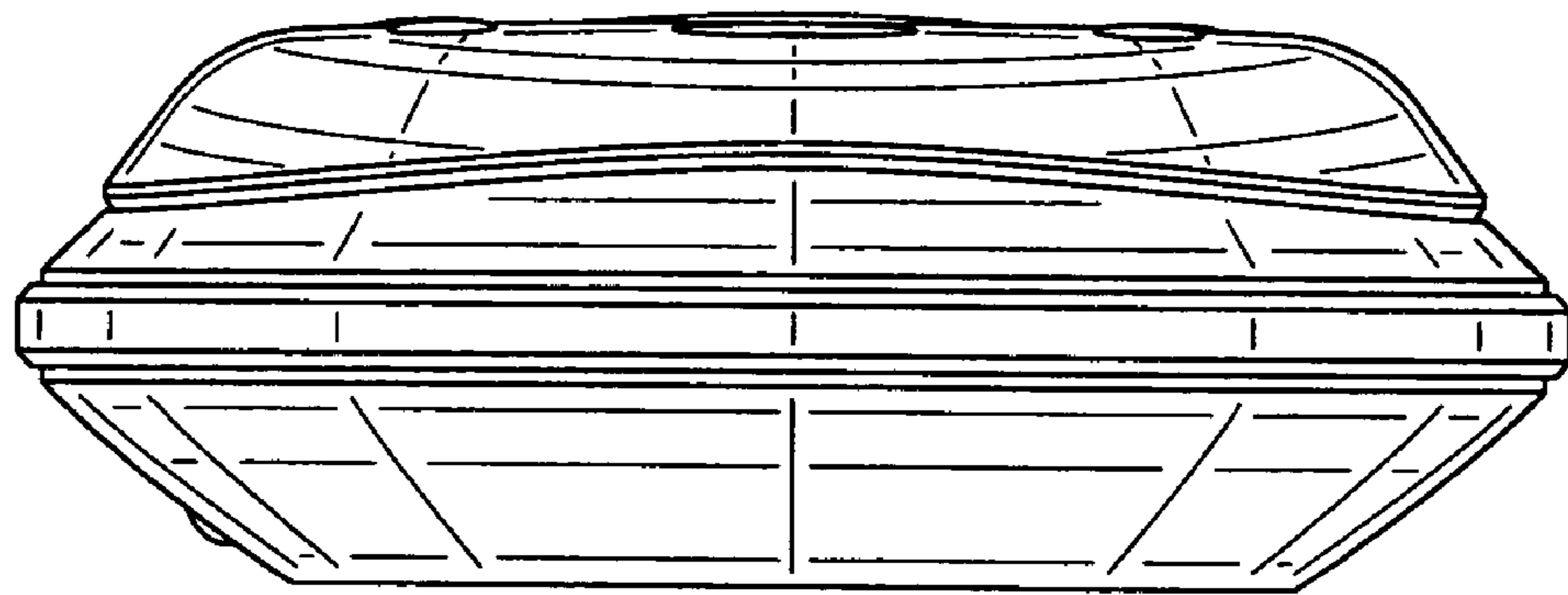


Fig.5

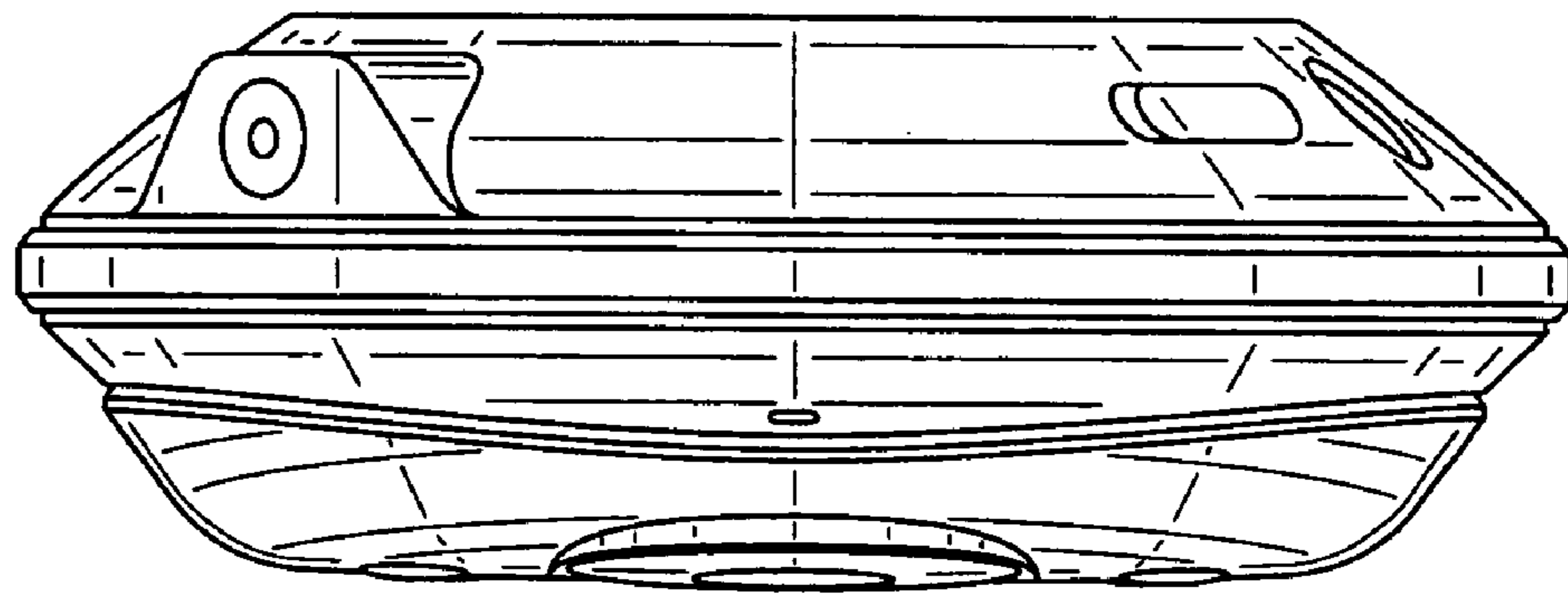


Fig.6

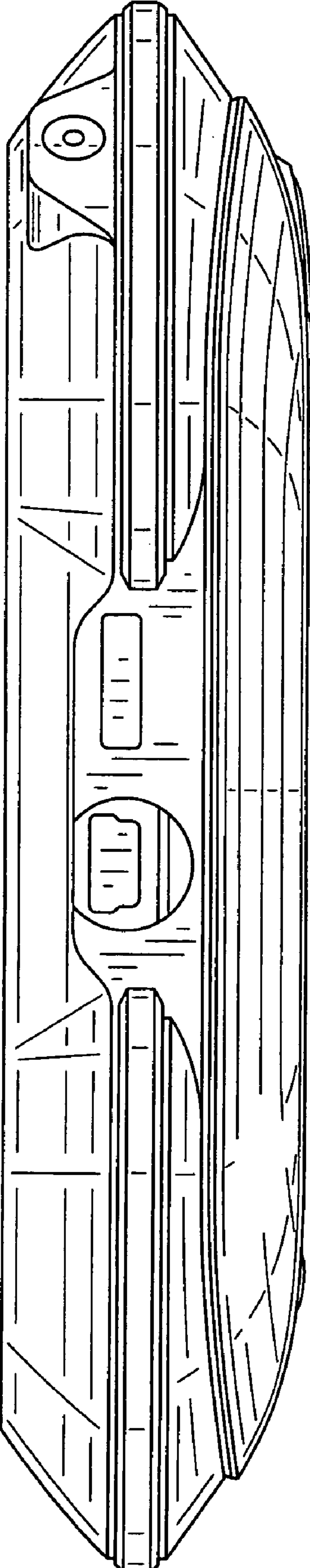


Fig.7

