



US00D558725S

(12) **United States Design Patent**  
**Wang**

(10) **Patent No.:** **US D558,725 S**

(45) **Date of Patent:** **\*\* Jan. 1, 2008**

(54) **MOBILE PHONE**

7,269,450 B2\* 9/2007 Lee et al. .... 455/575.1  
2002/0077161 A1\* 6/2002 Eromaki ..... 455/575

(75) Inventor: **Chu-Fu Wang**, Tao Yuan Shien (TW)

**OTHER PUBLICATIONS**

(73) Assignee: **Quanta Computer Inc.**, Kuei Shan  
Hsiang, Tao Yuan Shien (TW)

Motorola E680i, announced Mar. 2005, (internet) (retrieved Oct. 10,  
2007) Internet URL <http://www.gsmarena.com>.\*

(\*\*) Term: **14 Years**

\* cited by examiner

(21) Appl. No.: **29/276,641**

*Primary Examiner*—Terry A Wallace

(22) Filed: **Jan. 31, 2007**

(74) *Attorney, Agent, or Firm*—Thomas, Kayden,  
Horstemeyer & Risley

(51) **LOC (8) Cl.** ..... **14-03**

(57) **CLAIM**

(52) **U.S. Cl.** ..... **D14/138**

(58) **Field of Classification Search** ..... D14/137,  
D14/138, 147, 247, 496, 148, 248, 341–347;  
455/475.4, 566, 575.1, 556.1, 556.2, 90.3;  
379/433.01–433.13; 348/14.01, 14.02, 376;  
D21/329, 331, 333

The ornamental design for a mobile phone, as shown and  
described.

See application file for complete search history.

**DESCRIPTION**

(56) **References Cited**

FIG. 1 is a front, side perspective view of a mobile phone  
showing our new design;

**U.S. PATENT DOCUMENTS**

D417,657 S	*	12/1999	Matsumoto	.....	D14/343
D467,890 S	*	12/2002	Lai et al.	.....	D14/138
D526,300 S	*	8/2006	Lee	.....	D14/138
D528,526 S	*	9/2006	Shin	.....	D14/138
D539,257 S	*	3/2007	Obata et al.	.....	D14/138
D541,785 S	*	5/2007	Hwang et al.	.....	D14/138
D544,460 S	*	6/2007	Yau	.....	D14/138

FIG. 2 is a front elevational view thereof;

FIG. 3 is a rear elevational view thereof;

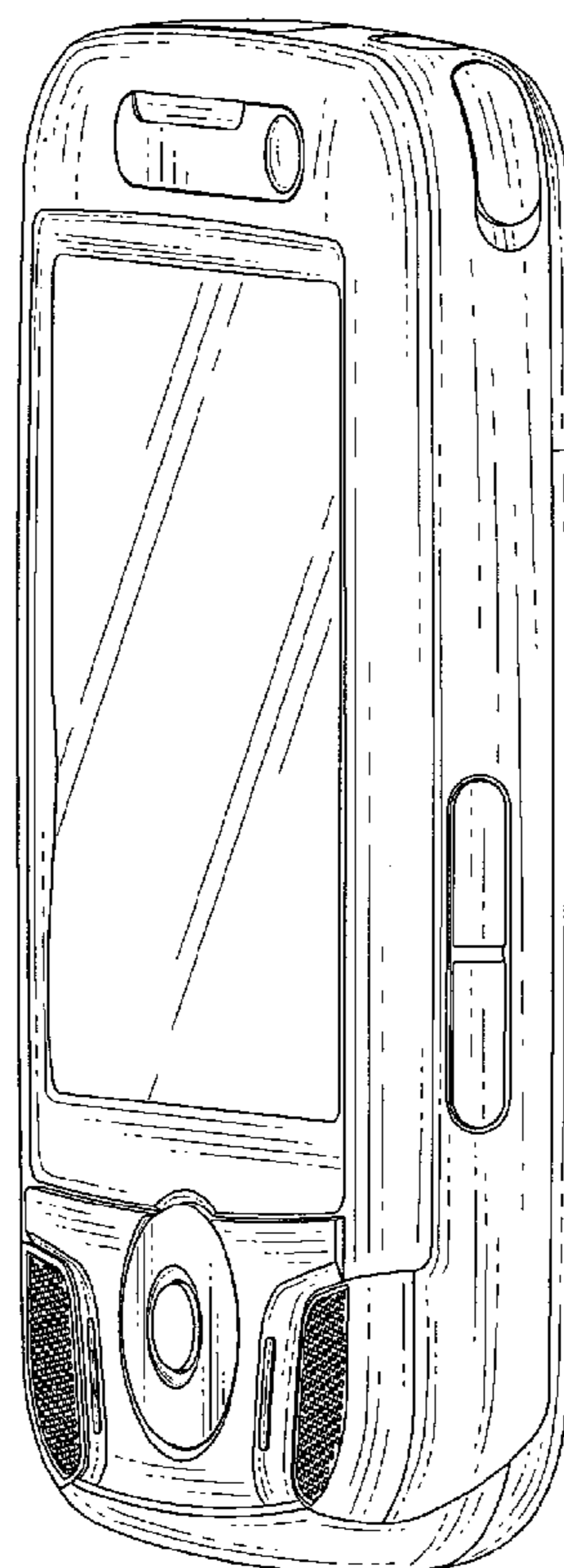
FIG. 4 is a left side elevational view thereof;

FIG. 5 is a right side elevational view thereof;

FIG. 6 is a top plan view thereof; and,

FIG. 7 is a bottom plan view thereof.

**1 Claim, 5 Drawing Sheets**



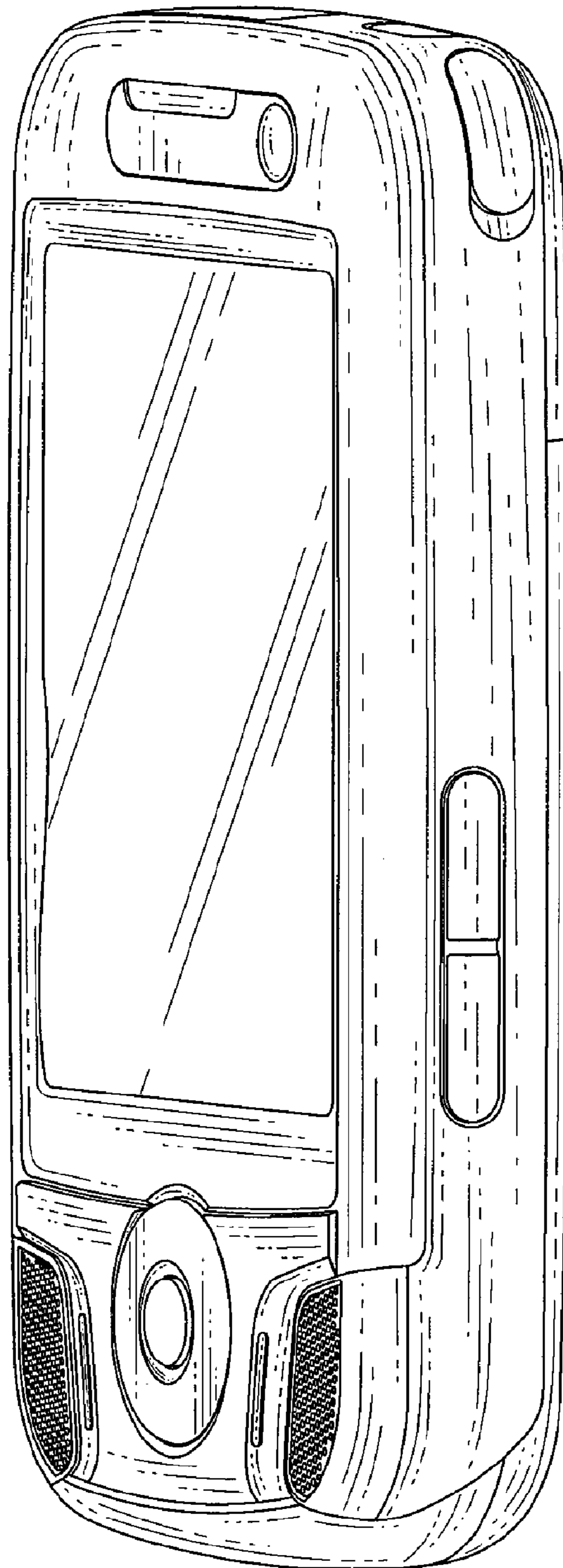


Fig. 1




Fig. 2

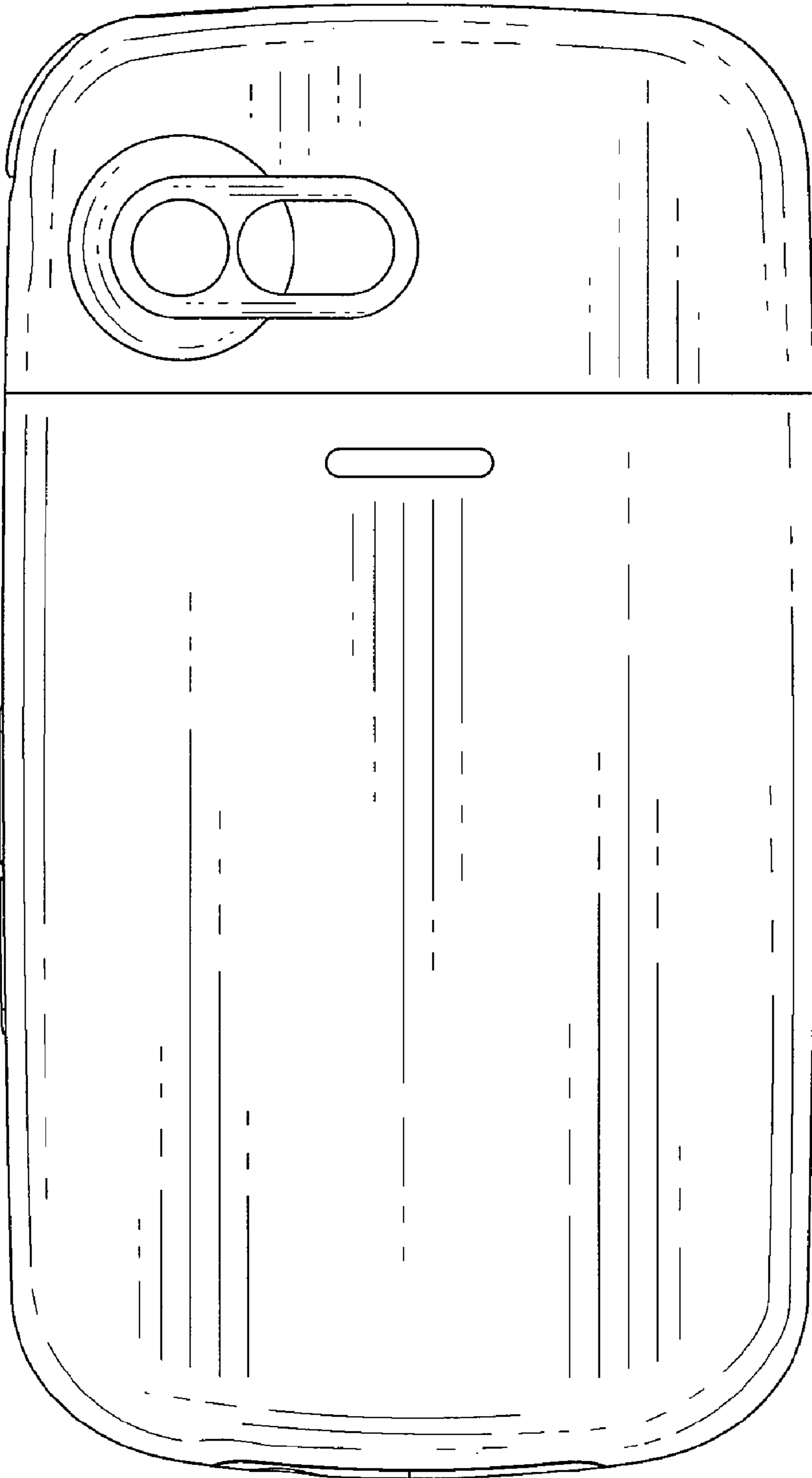


Fig. 3

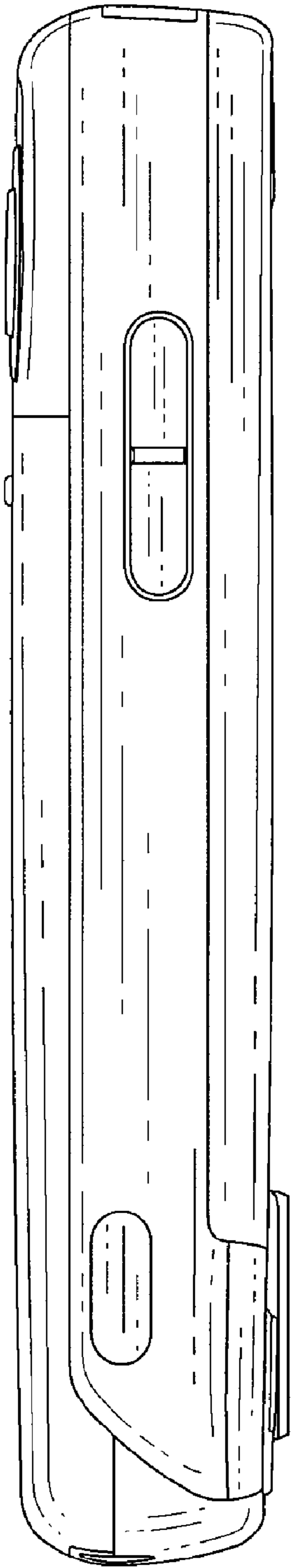


Fig. 4

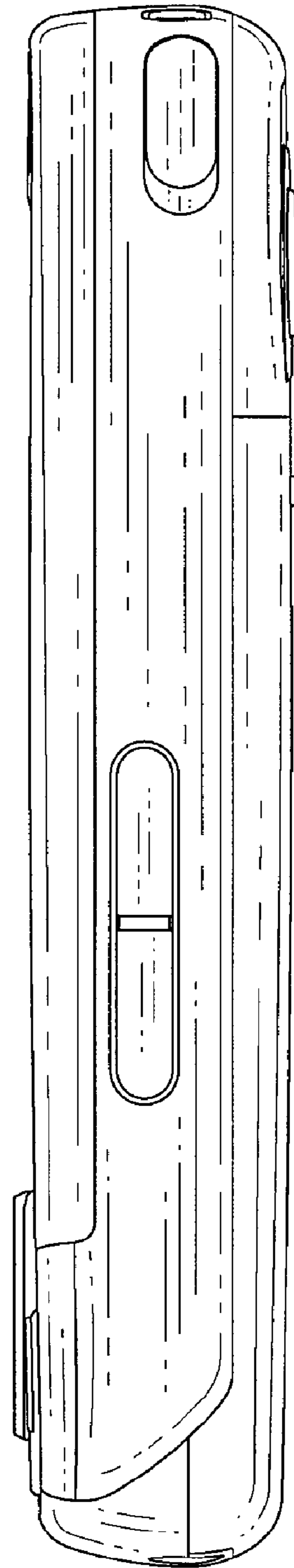


Fig. 5




Fig. 6

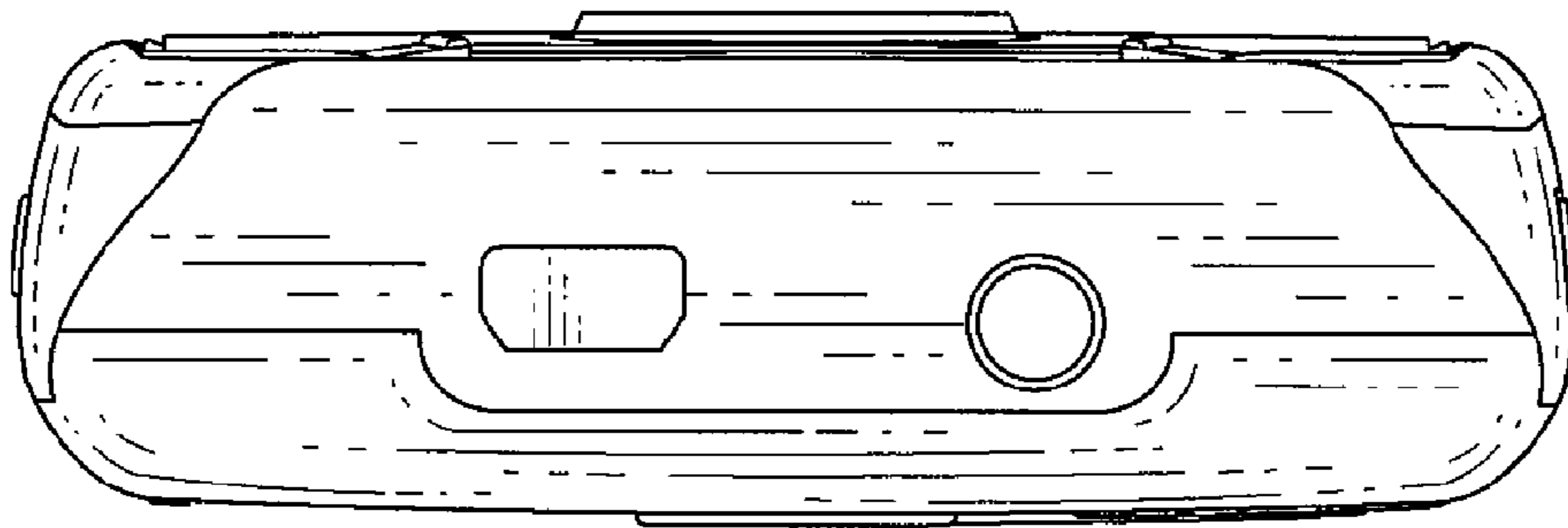


Fig. 7