



US00D558724S

(12) **United States Design Patent**  
**Hsu et al.**

(10) **Patent No.:** **US D558,724 S**  
(45) **Date of Patent:** **\*\* Jan. 1, 2008**

(54) **MOBILE PHONE**

D534,145 S \* 12/2006 Lheem ..... D14/138

(75) Inventors: **Che-Yuan Hsu**, Taipei Hsien (TW);  
**Jin-Feng Gao**, Shenzhen (CN);  
**Ken-Holm Hansen**, Faarevejle (DK)

**OTHER PUBLICATIONS**

Samsung D710, announced 1st Quarter 2004, (online) (retrieved Aug. 9, 2007) Internet URL <http://www.gsmarena.com>.  
Qtek 9000, announced Aug. 2005 (online) (retrieved Aug. 9, 2007) Internet URL <http://www.gsmarena.com>.  
Eten P700, announced 1st Quarter 2004 (online) (retrieved Aug. 9, 2007) Internet URL <http://www.gsmarena.com>.  
Gigabyte a-Smart i, announced 2005 (online) (retrieved Aug. 9, 2007) Internet URL <http://www.gsmarena.com>.

(73) Assignees: **ShenZhen FuTaiHong Precision Industry Co., Ltd.**, Shenzhen, Guangdong Province (CN); **Sutech Trading Limited**, Tortola (VG)

(\*\*) Term: **14 Years**

\* cited by examiner

(21) Appl. No.: **29/275,533**

*Primary Examiner*—Terry A Wallace

(22) Filed: **Dec. 29, 2006**

(74) *Attorney, Agent, or Firm*—Wei Te Chung

(30) **Foreign Application Priority Data**

(57) **CLAIM**

Dec. 1, 2006 (CN) ..... 2006 3 0155105

The ornamental design for a mobile phone, as shown and described.

(51) **LOC (8) Cl.** ..... **14-03**

**DESCRIPTION**

(52) **U.S. Cl.** ..... **D14/138**

(58) **Field of Classification Search** ..... D14/137,  
D14/138, 147–151, 218, 144, 247, 248, 341–347;  
455/550.1–90.3; 379/433.01–443.13; 361/814;  
348/14.02

FIG. 1 is a perspective view of a mobile phone showing our new design;

See application file for complete search history.

FIG. 2 is a front elevational view thereof;

FIG. 3 is a rear elevational view thereof;

FIG. 4 is a left side elevational view thereof;

FIG. 5 is a right side elevational view thereof;

FIG. 6 is a top plan view thereof; and

FIG. 7 is a bottom plan view thereof; and,

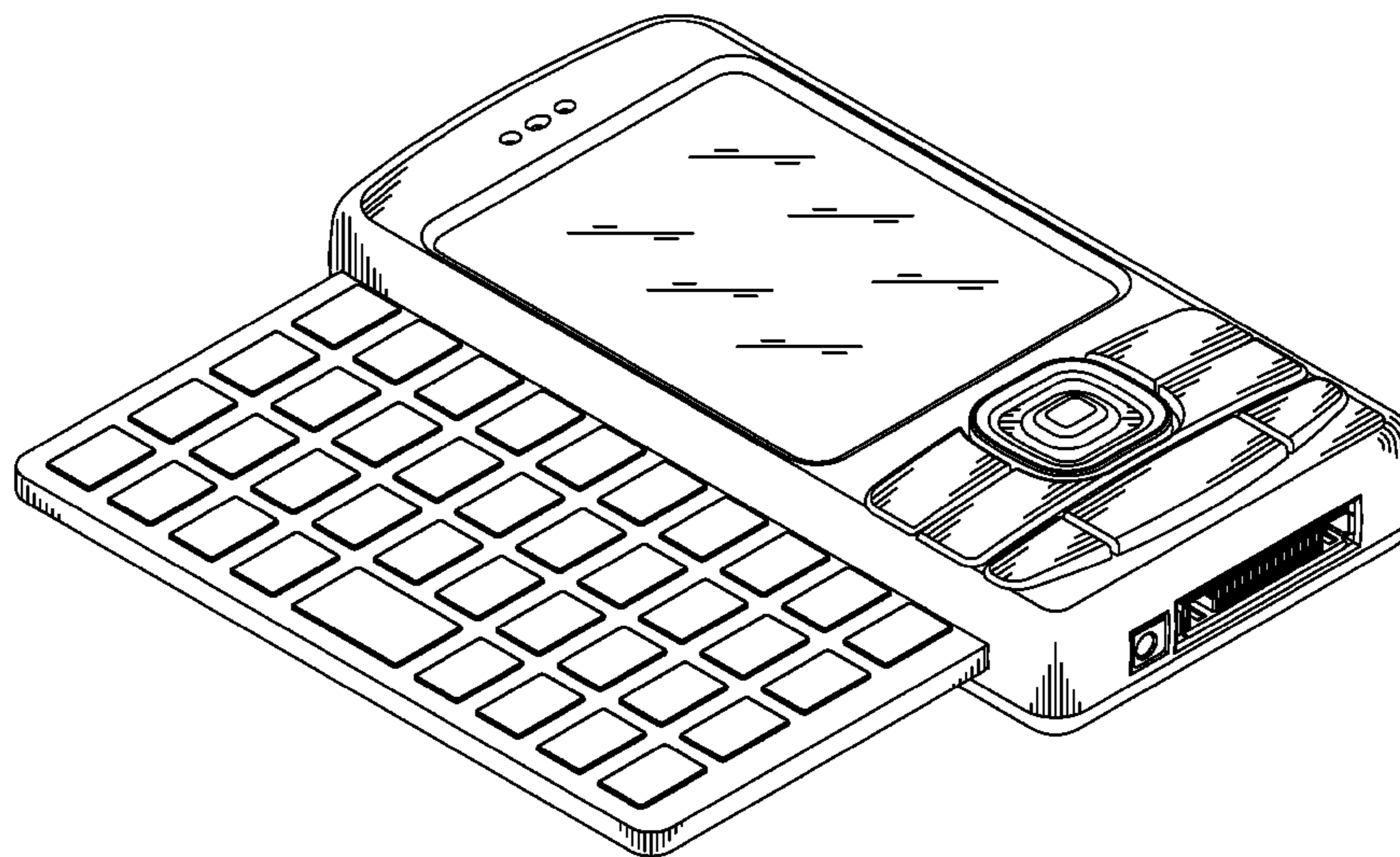

FIG. 8 is a schematic view thereof showing a keyboard thereof in an operation position.

(56) **References Cited**

**U.S. PATENT DOCUMENTS**

5,898,600 A \* 4/1999 Isashi ..... D14/345  
D479,514 S \* 9/2003 Chan ..... D14/138  
D484,503 S \* 12/2003 Duarte et al. .... D14/346  
D496,921 S \* 10/2004 Hwang ..... D14/138  
D529,471 S \* 10/2006 Park ..... D14/138  
D533,533 S \* 12/2006 Kim et al. .... D14/138

**1 Claim, 8 Drawing Sheets**






FIG. 1




FIG. 2




FIG. 3

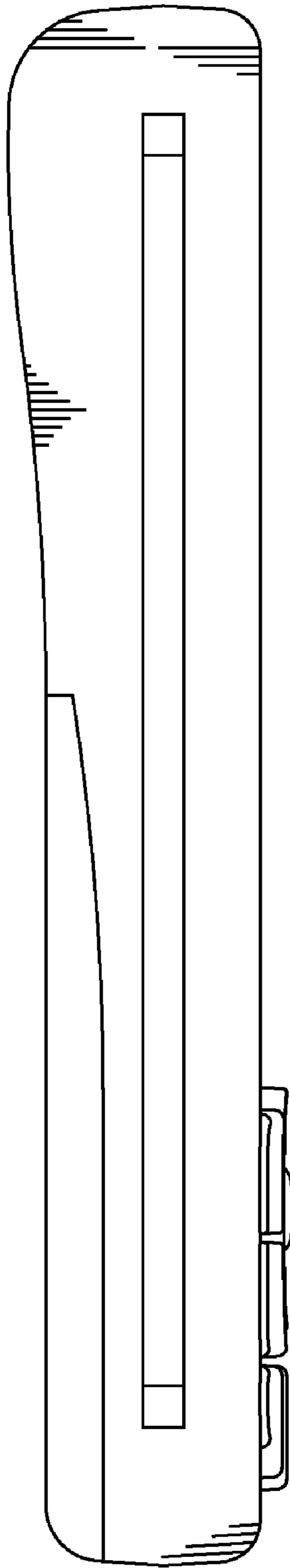


FIG. 4

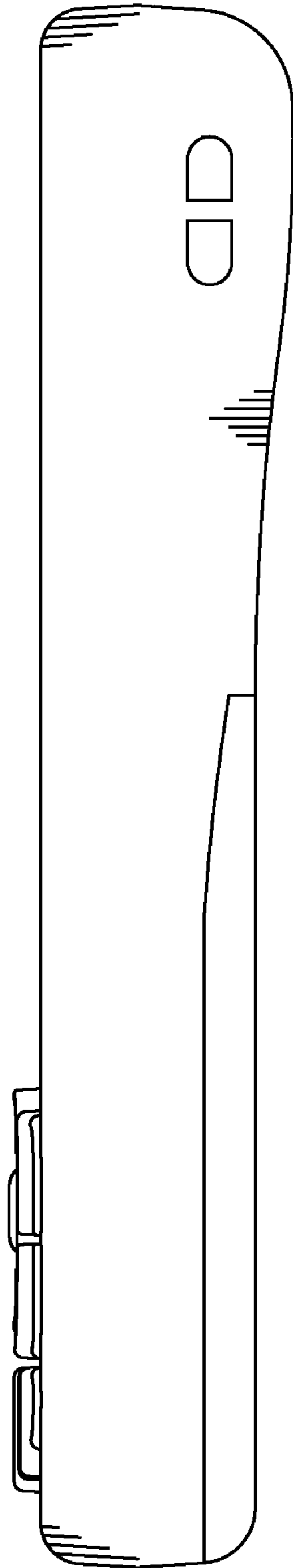


FIG. 5

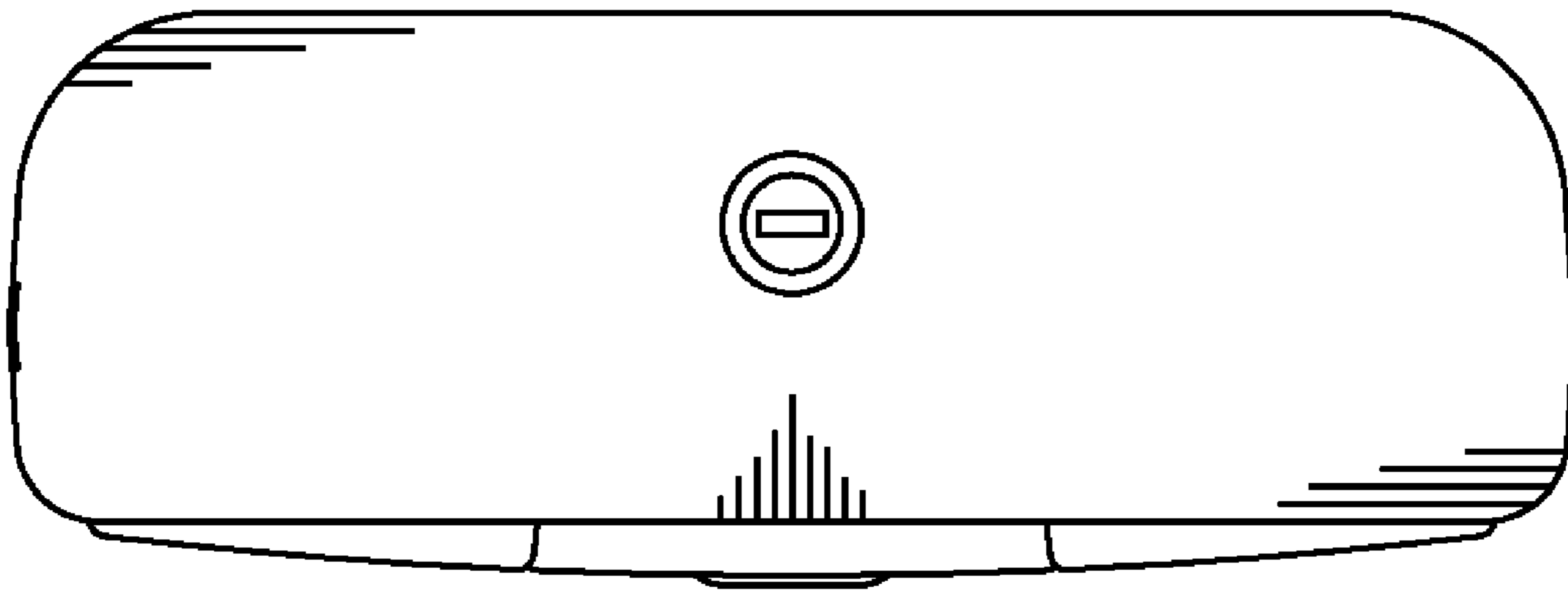


FIG. 6

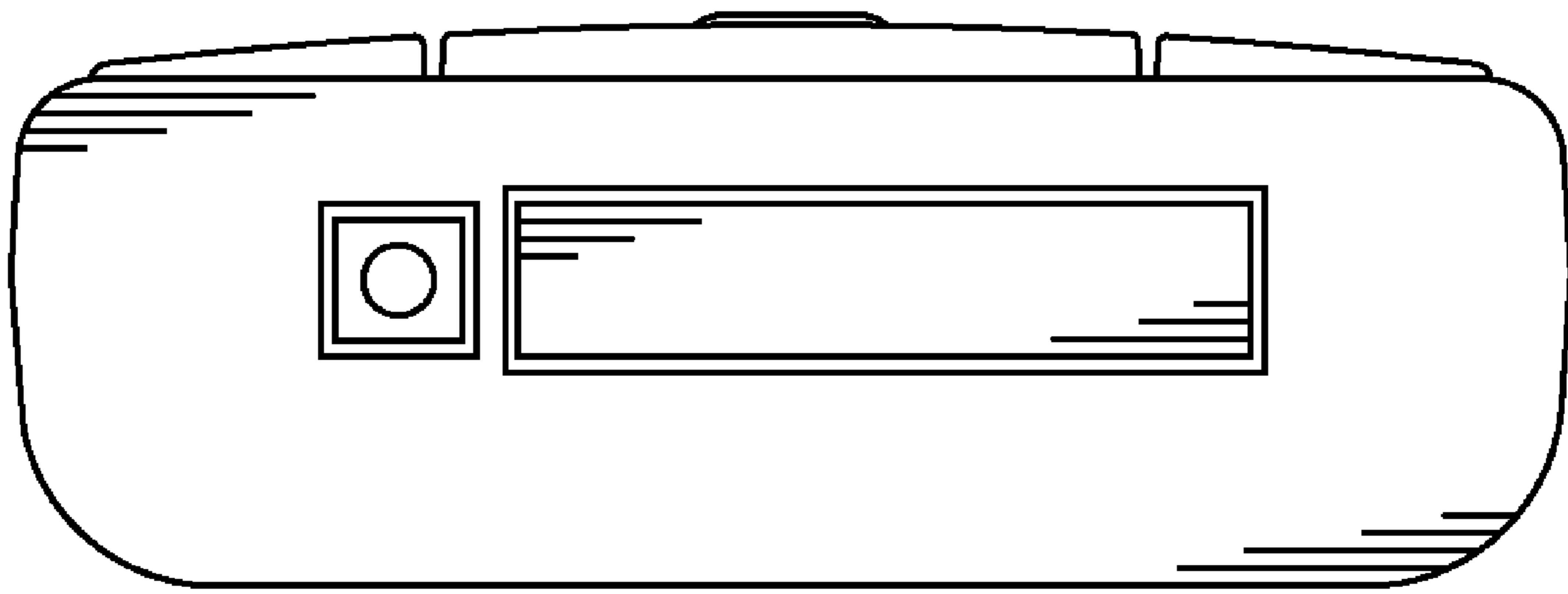


FIG. 7



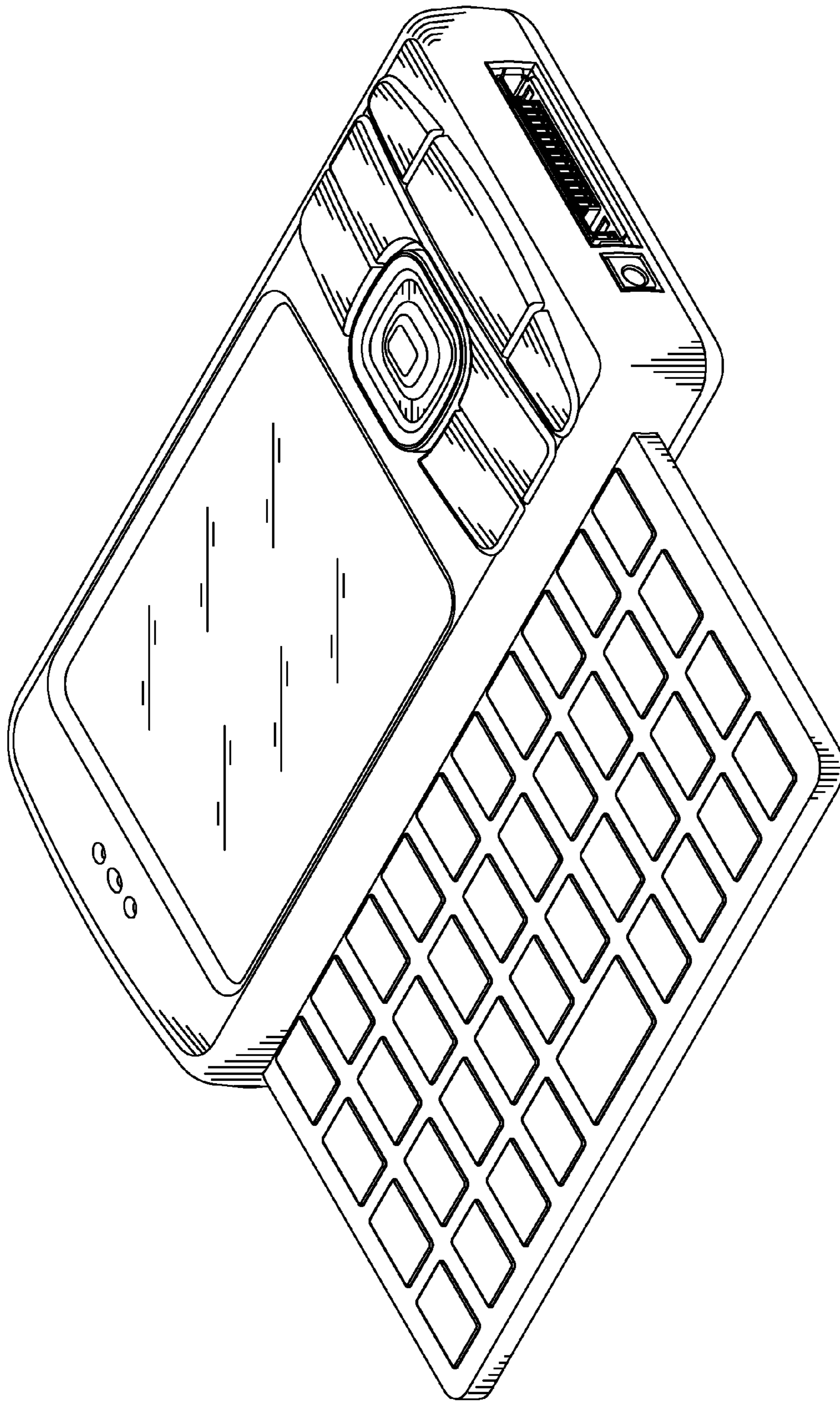


FIG. 8