



US00D558709S

(12) **United States Design Patent** (10) **Patent No.:** **US D558,709 S**
Nilsen et al. (45) **Date of Patent:** **** Jan. 1, 2008**

(54) **COMMUNICATION DEVICE**

(75) Inventors: **Ryan M. Nilsen**, Pompano, FL (US);
David I. Blatt, Margate, FL (US); **Dave**
H. Karl, Ft. Lauderdale, FL (US);
Monika R. Wolf, Parkland, FL (US)

(73) Assignee: **Motorola, Inc.**, Schaumburg, IL (US)

(**) Term: **14 Years**

(21) Appl. No.: **29/247,226**

(22) Filed: **Jun. 7, 2006**

(51) **LOC (8) Cl.** **14-03**

(52) **U.S. Cl.** **D14/138**

(58) **Field of Classification Search** D14/137,
D14/138, 147, 218, 247-248, 341-347, 496;
455/90.3, 556.1, 556.2, 575.1, 575.3, 575.4;
379/433.01-433.13; 361/814; 348/14.02
See application file for complete search history.

(56) **References Cited**

U.S. PATENT DOCUMENTS

| | | | | | | |
|----------|---|---|---------|---------------------|-------|---------|
| D468,713 | S | * | 1/2003 | Lee et al. | | D14/138 |
| D476,968 | S | * | 7/2003 | Yokoyama | | D14/138 |
| D496,014 | S | * | 9/2004 | Lodato et al. | | D14/138 |
| D500,016 | S | * | 12/2004 | Kim | | D14/138 |
| D501,839 | S | * | 2/2005 | Lee et al. | | D14/138 |
| D502,457 | S | * | 3/2005 | Eigenstetter et al. | | D14/138 |
| D504,670 | S | * | 5/2005 | Lodato et al. | | D14/138 |
| D506,454 | S | * | 6/2005 | Kim et al. | | D14/138 |
| D508,032 | S | * | 8/2005 | Kim et al. | | D14/138 |
| D510,922 | S | * | 10/2005 | Kim et al. | | D14/138 |
| D519,965 | S | | 5/2006 | Lodato et al. | | |
| D519,969 | S | * | 5/2006 | Sutherland et al. | | D14/138 |
| D520,482 | S | * | 5/2006 | Kim et al. | | D14/138 |
| D522,483 | S | * | 6/2006 | Shin | | D14/138 |
| D530,296 | S | * | 10/2006 | Kim et al. | | D14/138 |
| D535,635 | S | * | 1/2007 | Hwang et al. | | D14/138 |
| D537,428 | S | * | 2/2007 | Fahlgren | | D14/138 |
| D537,429 | S | * | 2/2007 | Fahlgren | | D14/138 |

| | | | | | | |
|--------------|----|---|---------|------------------|-------|-----------|
| D541,780 | S | * | 5/2007 | Park et al. | | D14/138 |
| D542,770 | S | * | 5/2007 | Bower | | D14/138 |
| 2002/0006809 | A1 | * | 1/2002 | Kubo et al. | | 455/550 |
| 2003/0148798 | A1 | * | 8/2003 | Asakura | | 455/573 |
| 2004/0082367 | A1 | * | 4/2004 | Nakanishi et al. | | 455/566 |
| 2004/0142734 | A1 | * | 7/2004 | Kim | | 455/575.1 |
| 2005/0003852 | A1 | * | 1/2005 | Song | | 455/550.1 |
| 2006/0121961 | A1 | * | 6/2006 | Cho | | 455/575.3 |
| 2006/0293080 | A1 | * | 12/2006 | Cho | | 455/556.1 |

OTHER PUBLICATIONS

Samsung V100, announced 2002, [online], [retrieved on Jul. 5, 2007]. Retrieved from Internet ,<URL: <http://www.gsmarena.com>>.*

(Continued)

Primary Examiner—Jeffrey Asch
Assistant Examiner—Bridget L Eland

(57) **CLAIM**

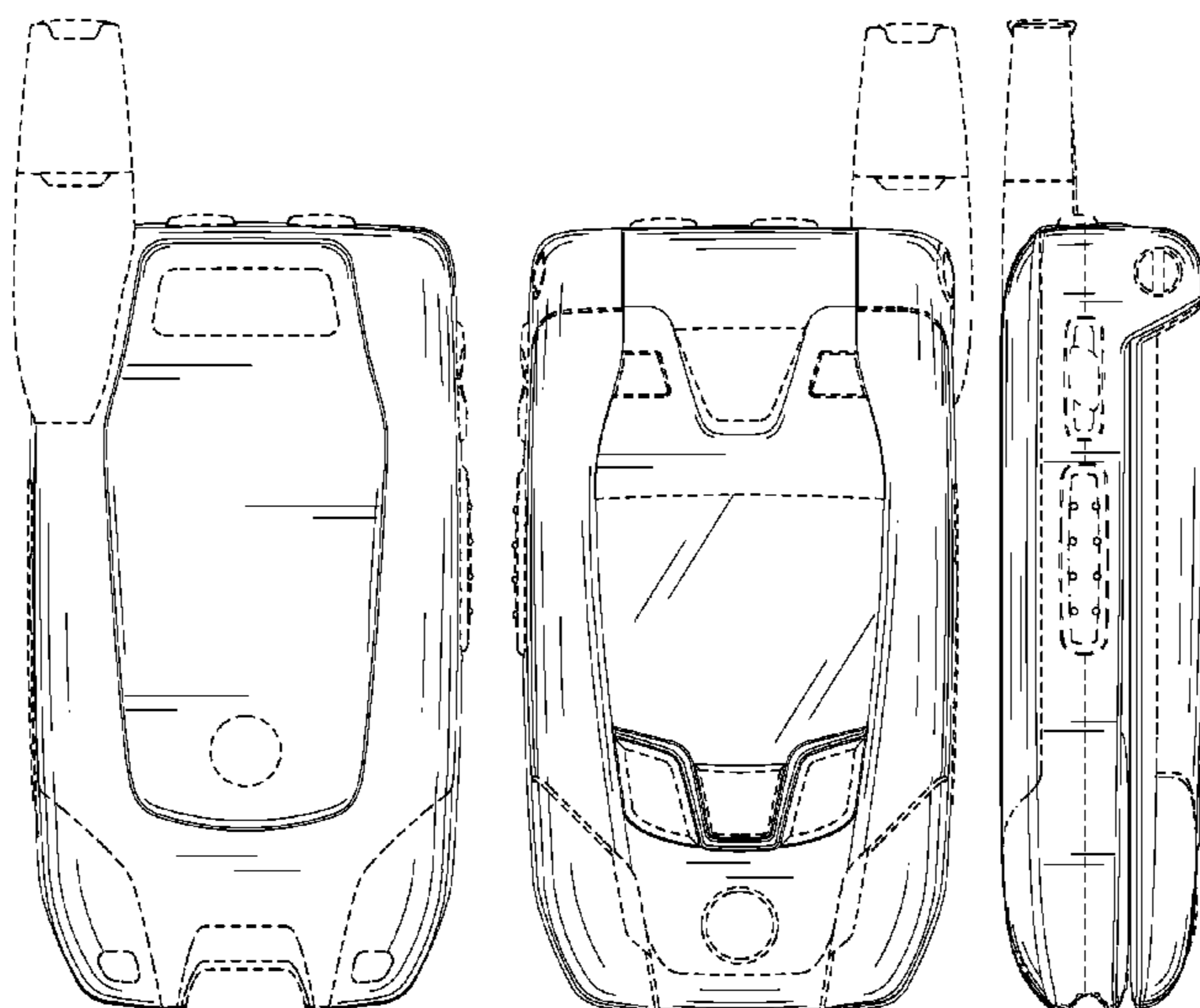
The ornamental design for a communication device, as shown and described.

DESCRIPTION

FIG. 1 is an isometric view of an ornamental design for a communication device showing our new design;
FIG. 2 is a rear orthographic view thereof;
FIG. 3 is a front orthographic view thereof;
FIG. 4 is a right side orthographic view thereof;
FIG. 5 is a left side orthographic view thereof;
FIG. 6 is a top orthographic view thereof; and,
FIG. 7 is a bottom orthographic view thereof.

The broken lines shown in FIGS. 1-7 that are immediately adjacent to the shaded areas represent the bounds of the claimed design, while all other broken lines are directed to environment and are for illustrative purposes only; the broken lines form no part of the claimed design.

1 Claim, 4 Drawing Sheets



OTHER PUBLICATIONS

Samsung Z107, announced 4th quarter 2004, [online], [retrieved on Jul. 5, 2007]. Retrieved from Internet ,<URL: <http://www.gsmarena.com>>.*

LG F3000, announced 3rd quarter 2005, [online], [retrieved on Jul. 6, 2007]. Retrieved from Internet ,<URL: <http://www.gsmarena.com>>.*

U.S. Appl. No. 29/231,460, Monika R. Wolf, et al.

U.S. Appl. No. 29/243,109, Franco Lodato, et al.

U.S. Appl. No. 29/246,847, Monika R. Wolf.

U.S. Appl. No. 29/246,306, Monika R. Wolf, et al.

U.S. Appl. No. 29/247,215, Monika R. Wolf, et al.

* cited by examiner

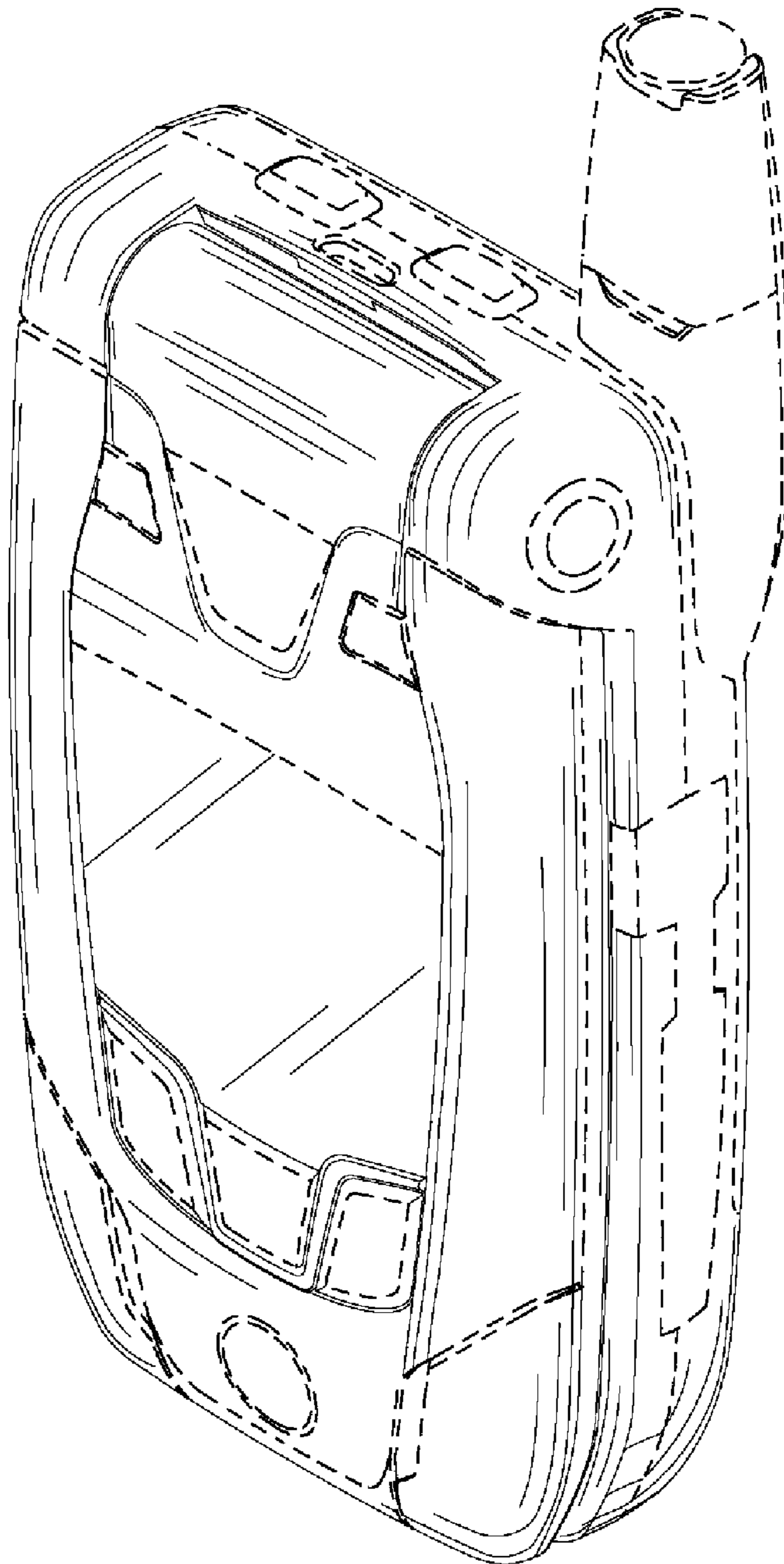


FIG. 1

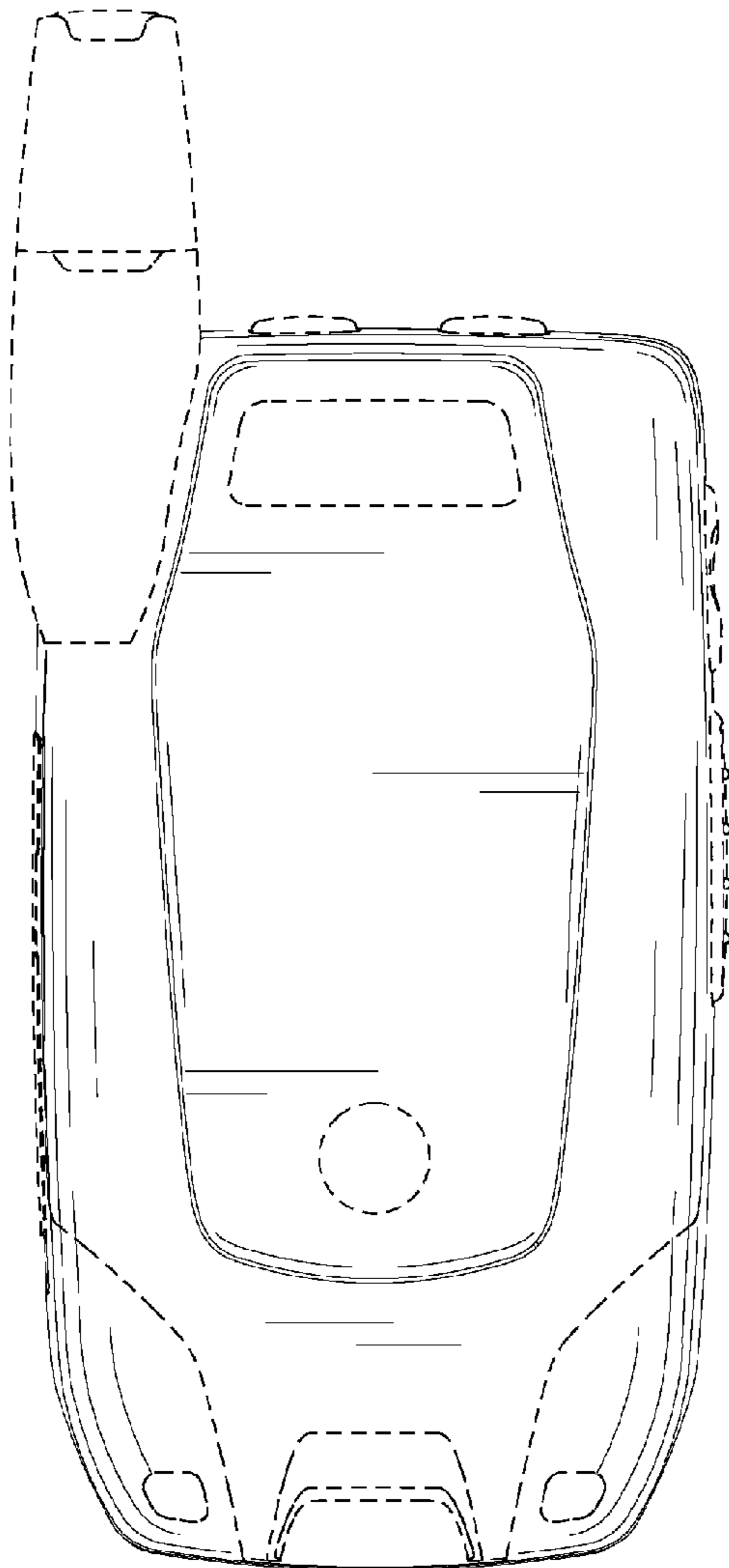


FIG. 2

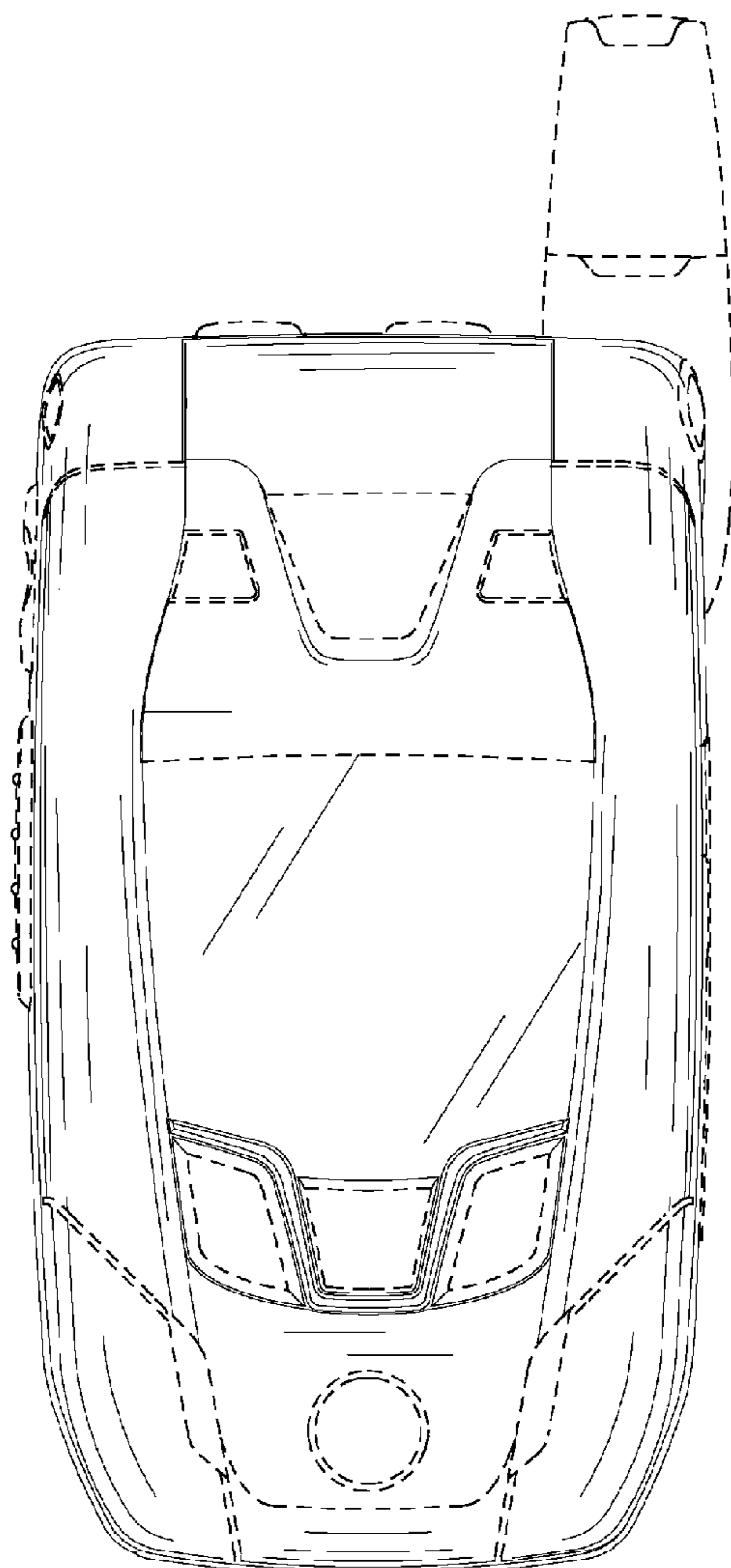


FIG. 3

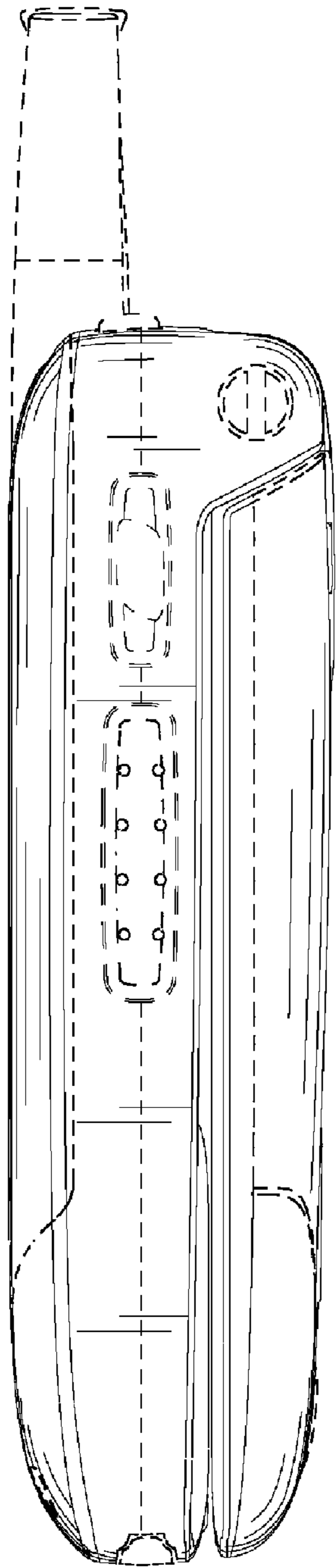


FIG. 4

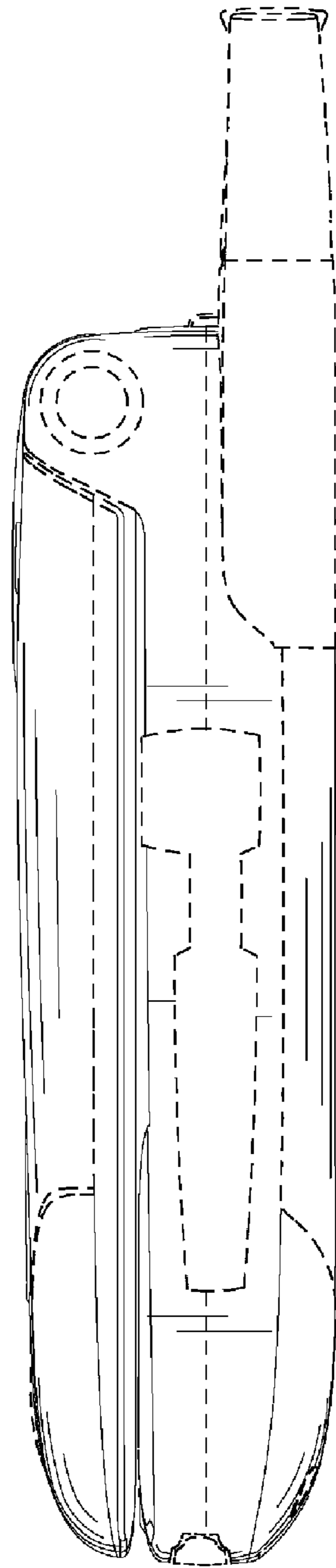


FIG. 5

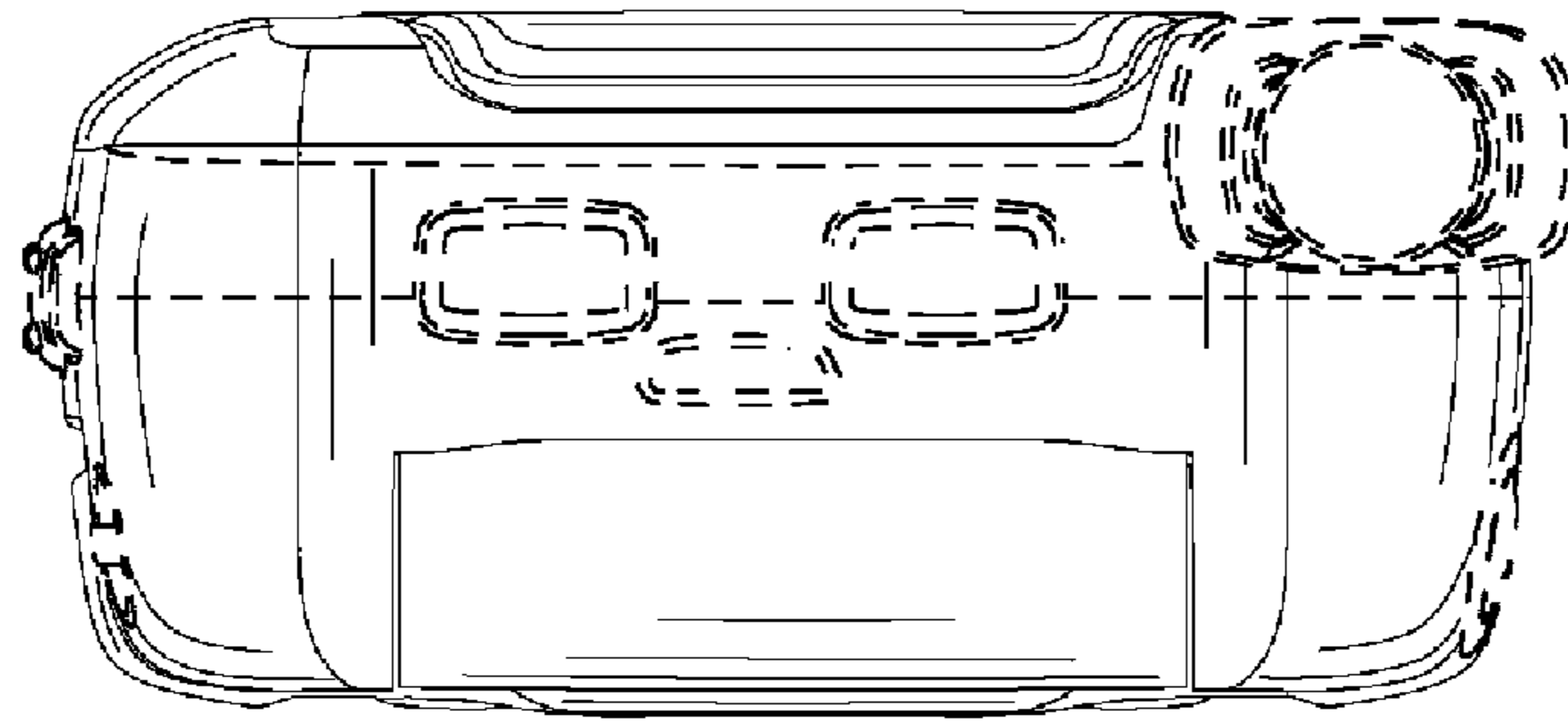


FIG. 6

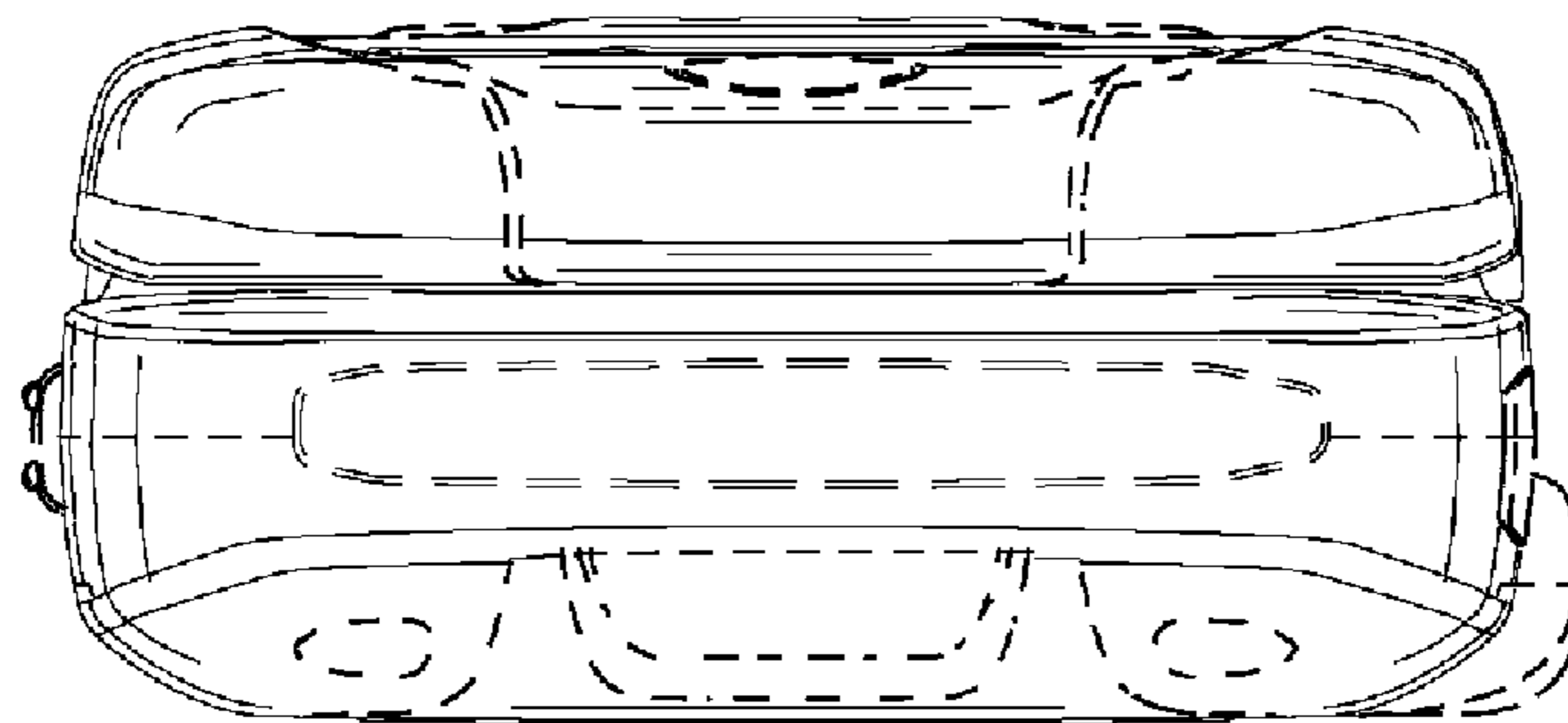


FIG. 7