



US00D558703S

(12) **United States Design Patent** (10) **Patent No.:** **US D558,703 S**
Kwong (45) **Date of Patent:** **** *Jan. 1, 2008**

(54) **WALKIE TALKIE**

(75) Inventor: **Ko Kam Kwong**, Millennium (HK)

(73) Assignee: **CPS Telecom Limited**, Kowloon (HK)

(**) Term: **14 Years**

(21) Appl. No.: **29/211,559**

(22) Filed: **Aug. 18, 2004**

(30) **Foreign Application Priority Data**

Feb. 19, 2004 (HK) 0410329

(51) **LOC (8) Cl.** **14-03**

(52) **U.S. Cl.** **D14/137**

(58) **Field of Classification Search** D14/137-138,
D14/218, 144, 147-148, 155, 159, 188, 191-192,
D14/194, 197-198, 240, 358, 247-248, 341-347,
D14/383-385, 225, 417, 496; 379/433.01-433.13,
379/447, 451, 419, 434, 420.01-420.04,
379/428.01-428.04, 440, 437; D21/517;
D10/104-106; 340/539.11, 573.3-573.4,
340/573.1; 361/814; 455/90.2-90.3, 575.1,
455/556.2, 566, 347-349, 351, 556.1
See application file for complete search history.

(56) **References Cited**

U.S. PATENT DOCUMENTS

5,276,916 A * 1/1994 Pawlish et al. 455/575.1
D395,882 S * 7/1998 Oross et al. D14/137
D412,501 S * 8/1999 Tyneski et al. D14/137
D421,261 S * 2/2000 Heuel D14/191
D433,001 S * 10/2000 Haase et al. D14/137
D433,395 S * 11/2000 Wong D14/137
D451,896 S * 12/2001 Kim D14/137

D452,684 S * 1/2002 Sedan et al. D14/137
D455,411 S * 4/2002 Wong D14/137
2003/0013418 A1 * 1/2003 Kato 455/90
2003/0171133 A1 * 9/2003 Mizuta et al. 455/550

OTHER PUBLICATIONS

“CPS Telebabie Walkie Talkie”, 1 p including photo, [online],
<URL:http://cpstelecom.trustpass.alibaba.com/product/11177818/
CPS_Telebabie_Walkie_Talkie.html>, site visited Jul. 24, 2006,
date of reference not found on Internet Archive WayBackMachine.*
“CPS Telebabie Walkie Talkie”, 1 page, posted Jan. 15, 2005,
<URL:http://hong-kong913.tradenote.net/product/721678-CPS-
Telebabie-Walkie>, retrieved from internet on Jul. 31, 2007.*

* cited by examiner

Primary Examiner—Charles A. Rademaker

Assistant Examiner—Carla Jobe Wright

(74) *Attorney, Agent, or Firm*—Fay Sharpe LLP

(57) **CLAIM**

The ornamental design for a walkie talkie, as shown and described.

DESCRIPTION

FIG. 1 is a perspective view of the walkie talkie showing my new design;

FIG. 2 is a front elevational view thereof;

FIG. 3 is rear elevational view thereof;

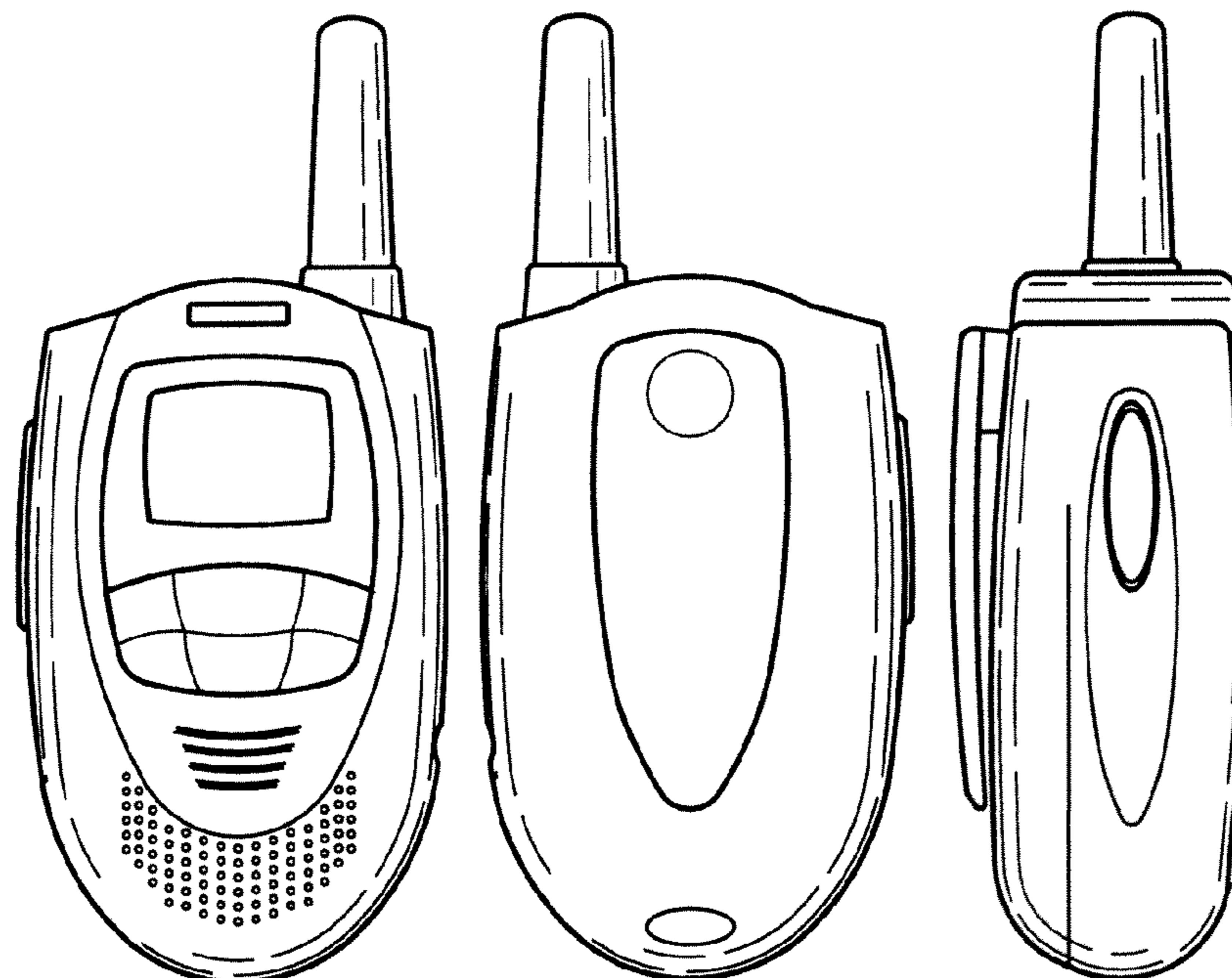
FIG. 4 is a right-hand elevational view thereof;

FIG. 5 is left-hand elevational view thereof;

FIG. 6 is a top view thereof; and,

FIG. 7 is a bottom view thereof.

1 Claim, 1 Drawing Sheet



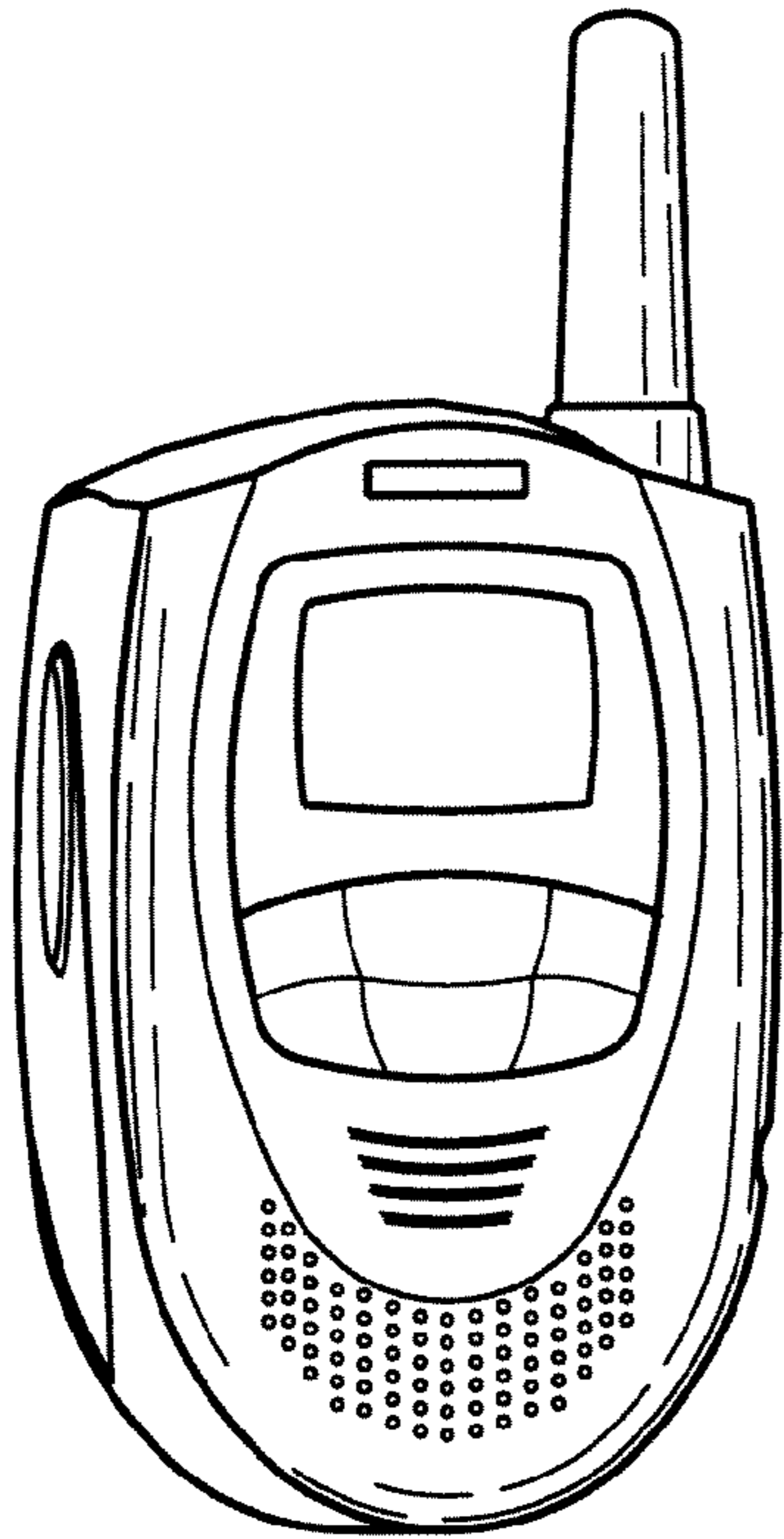


Fig. 1

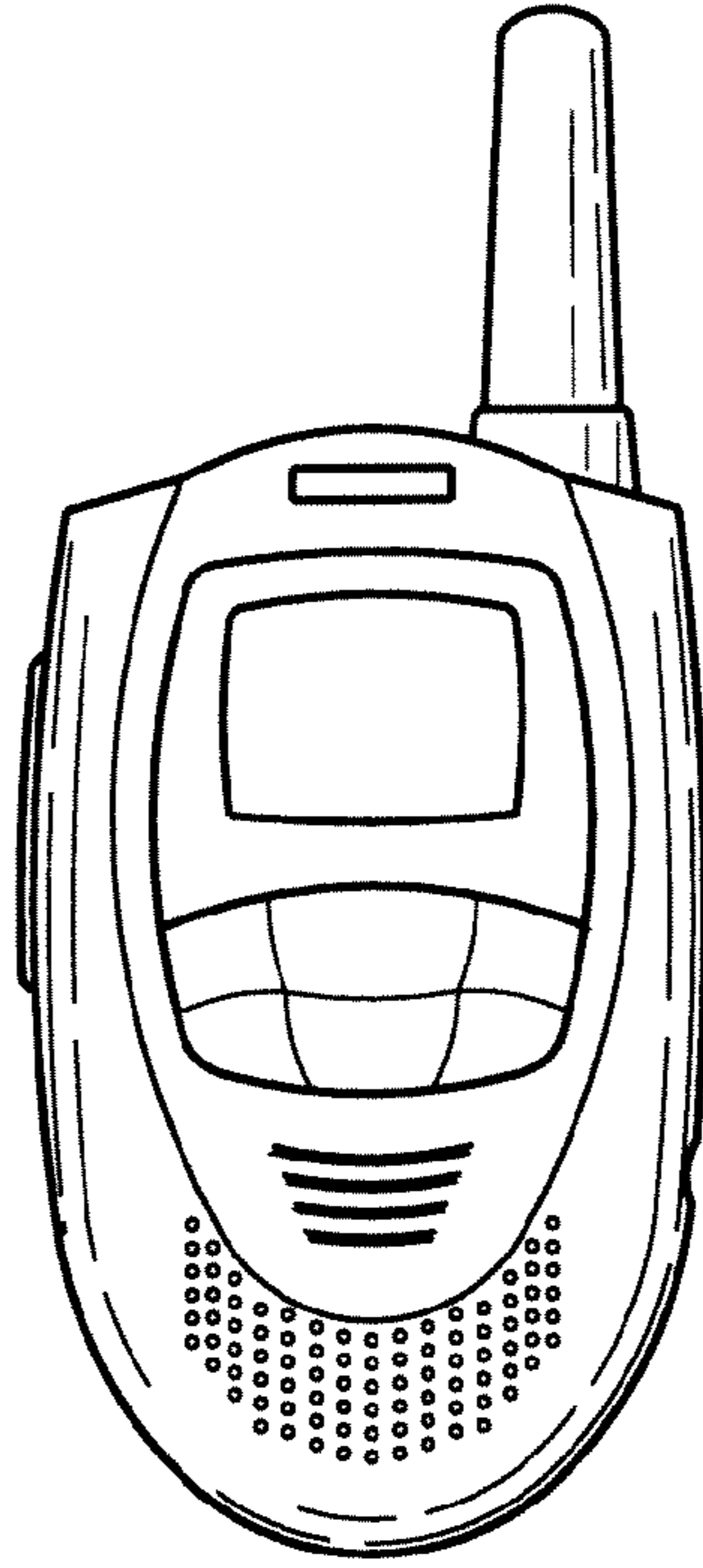


Fig. 2

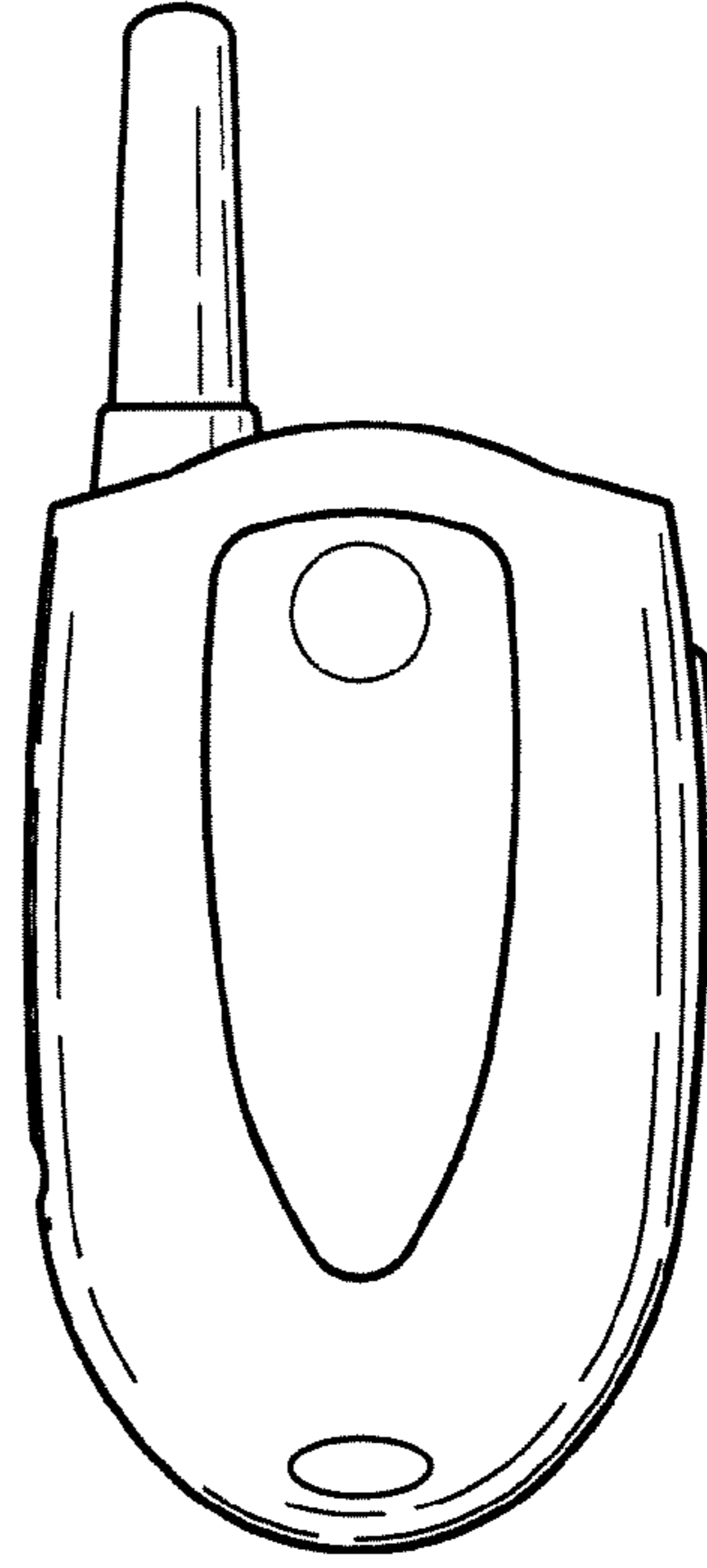


Fig. 3




Fig. 4



Fig. 5

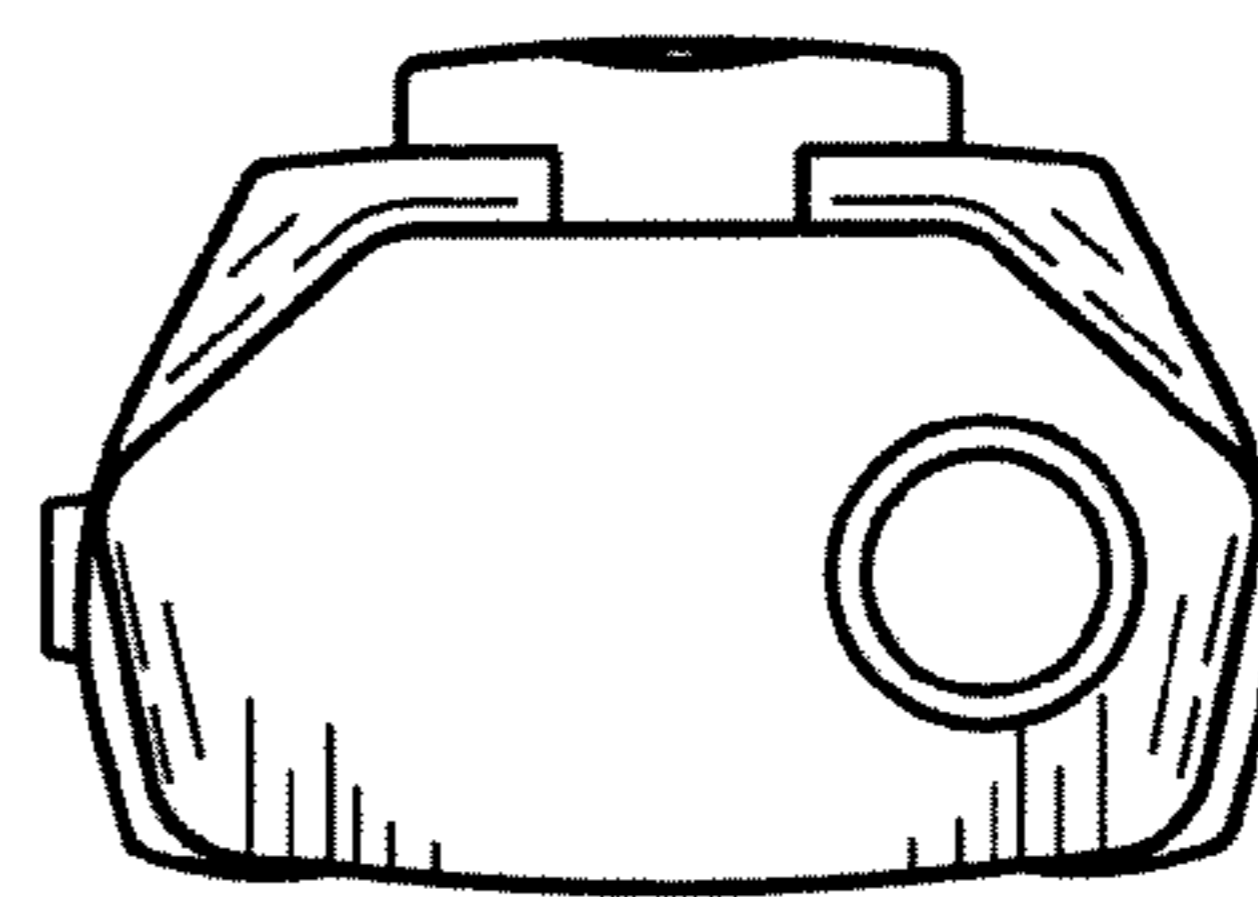


Fig. 6




Fig. 7