



US00D558666S

(12) **United States Design Patent**
Park et al.

(10) **Patent No.:** **US D558,666 S**
(45) **Date of Patent:** **** Jan. 1, 2008**

(54) **CHARGER FOR MOBILE PHONE HAVING SPEAKER**

(75) Inventors: **Jun Sang Park**, Seoul (KR); **Joon Suh Kim**, Seoul (KR); **Chang Soo Lee**, Seoul (KR)

(73) Assignee: **Samsung Electronic Co., Ltd.**, Suwon (KR)

(**) Term: **14 Years**

(21) Appl. No.: **29/271,424**

(22) Filed: **Jan. 18, 2007**

(51) **LOC (8) Cl.** **13-02**

(52) **U.S. Cl.** **D13/108; D14/168**

(58) **Field of Classification Search** D13/107-110, D13/118-119, 184; D14/168, 172, 188, D14/194, 195, 213-214, 216-217, 221, 224, D14/251, 253, 432, 434; 320/107-115; 455/144, 455/145; 181/153, 198, 199; 381/386
See application file for complete search history.

(56) **References Cited**

U.S. PATENT DOCUMENTS

D384,069 S *	9/1997	Kokkinis	D14/171
D471,174 S *	3/2003	Tsuge	D14/168
D472,542 S *	4/2003	Oikawa	D14/172
D507,258 S *	7/2005	Hussaini et al.	D14/214
D514,090 S *	1/2006	Carbone et al.	D14/214
D524,244 S *	7/2006	Hussaini et al.	D13/108
D532,773 S *	11/2006	Langberg et al.	D14/214
D535,287 S *	1/2007	Patel	D14/215

D535,942 S *	1/2007	Kim	D13/108
D536,334 S *	2/2007	Park et al.	D14/243
D543,936 S *	6/2007	Wada	D13/108
D545,810 S *	7/2007	Hussaini et al.	D14/168
2005/0244025 A1 *	11/2005	Schul et al.	381/334

* cited by examiner

Primary Examiner—M. H. Tung

Assistant Examiner—Rosemary K. Tarcza

(74) *Attorney, Agent, or Firm*—Ladas and Parry LLP

(57) **CLAIM**

We claim the ornamental design for charger for mobile phone having speaker, as shown and described.

DESCRIPTION

FIG. 1 is a front/right-side/top perspective view of a charger for mobile phone having speaker showing our new design;

FIG. 2 is a front elevational view thereof;

FIG. 3 is a rear elevational view thereof;

FIG. 4 is a left-side elevational view thereof;

FIG. 5 is a right-side elevational view thereof;

FIG. 6 is a top plan view thereof;

FIG. 7 is a bottom plan view thereof; and,

FIG. 8 is a front/right-side/top perspective view thereof showing the aspect when mobile phone is laid for being charged.

The broken lines in FIG. 8 are for illustrative purposes only and form no part of the claimed design.

1 Claim, 4 Drawing Sheets

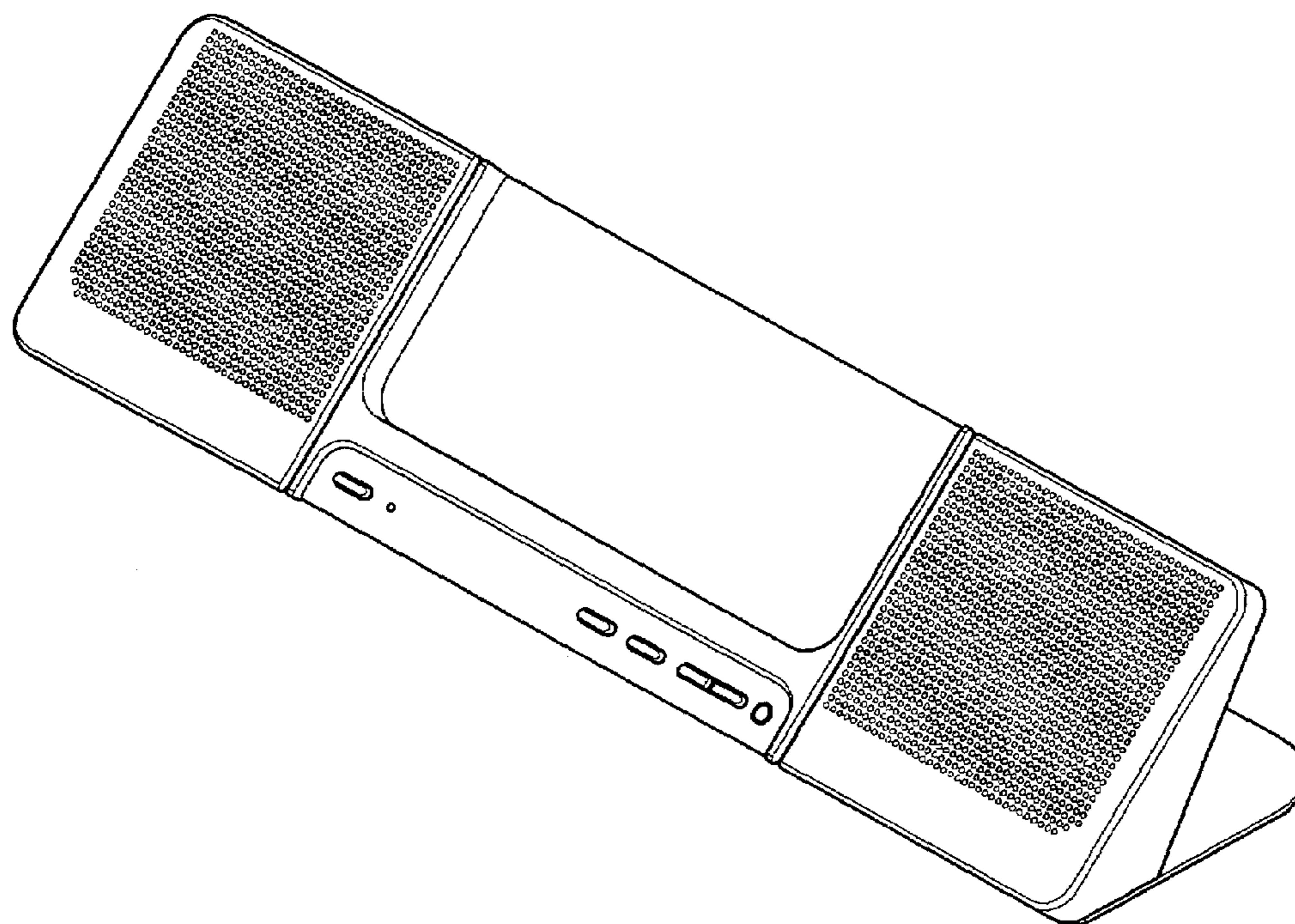


FIG. 1

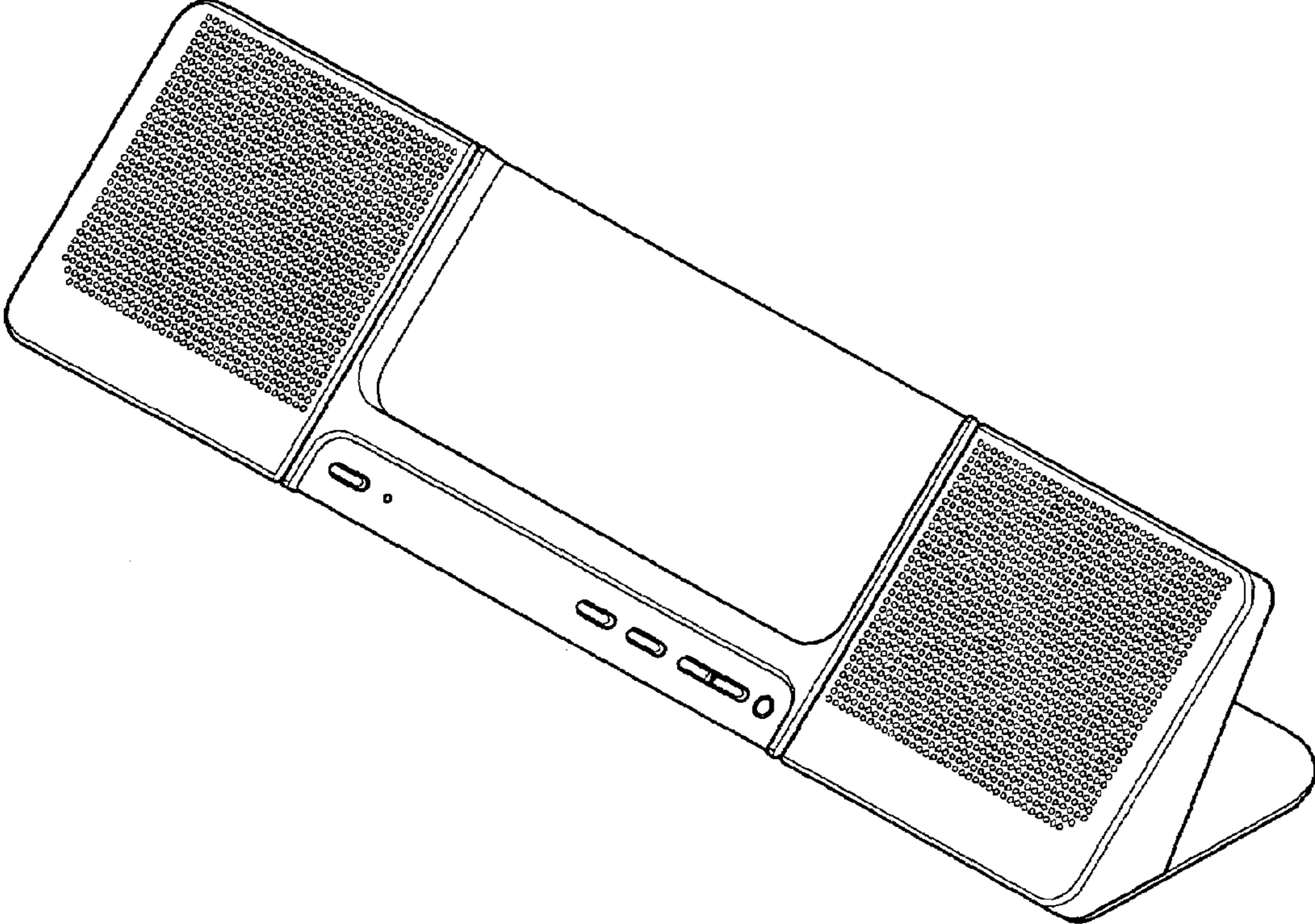


FIG. 2

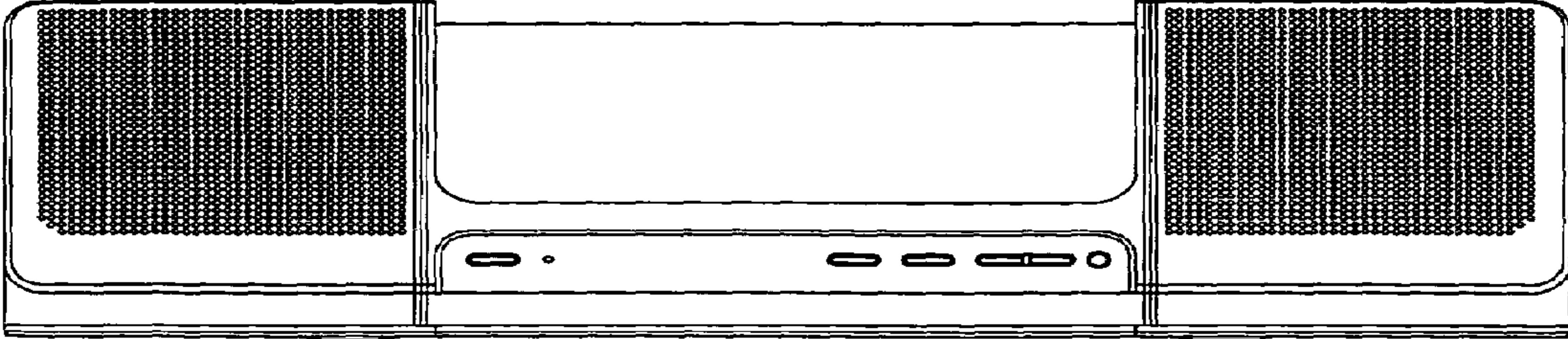


FIG. 3




FIG. 4

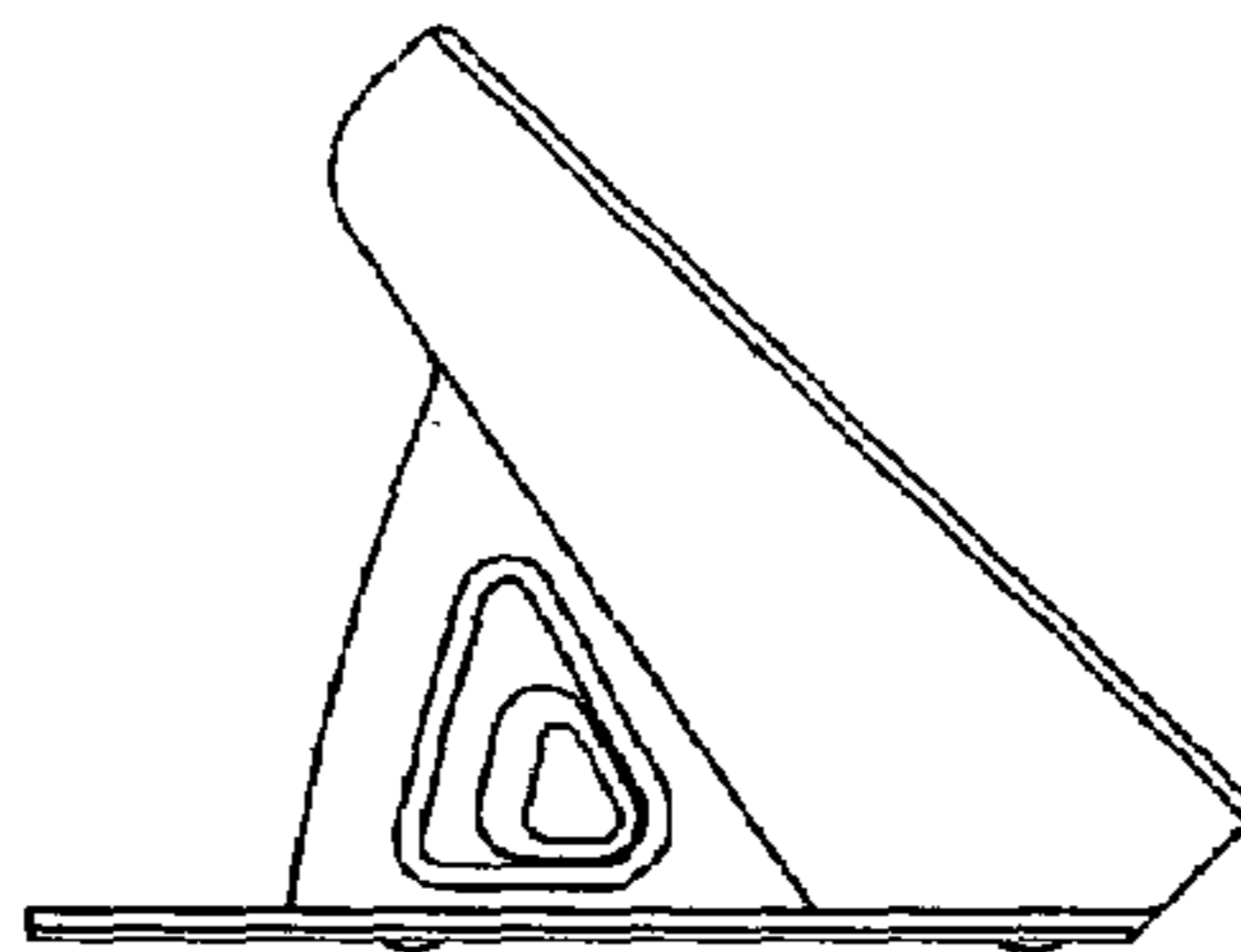


FIG. 5

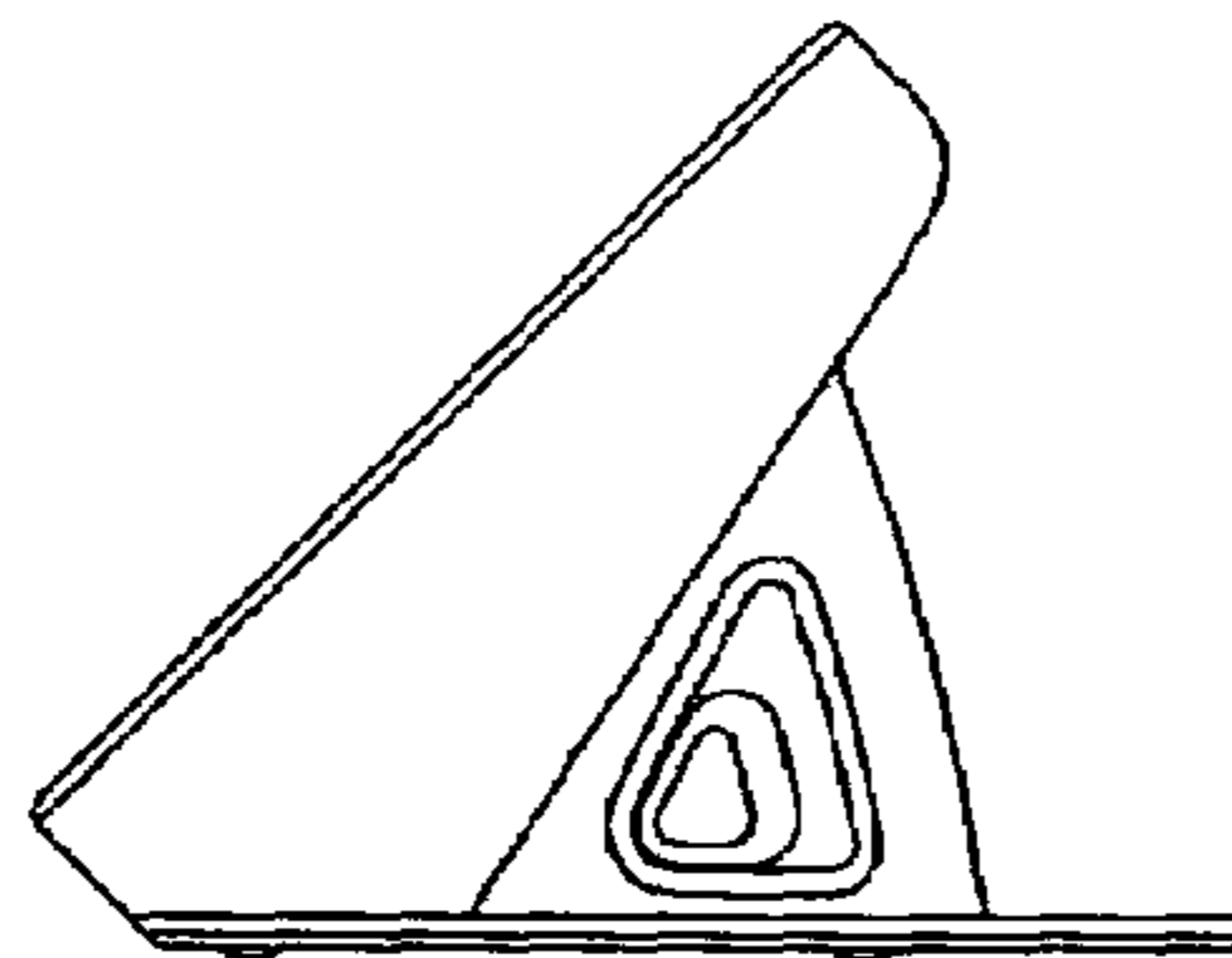


FIG. 6

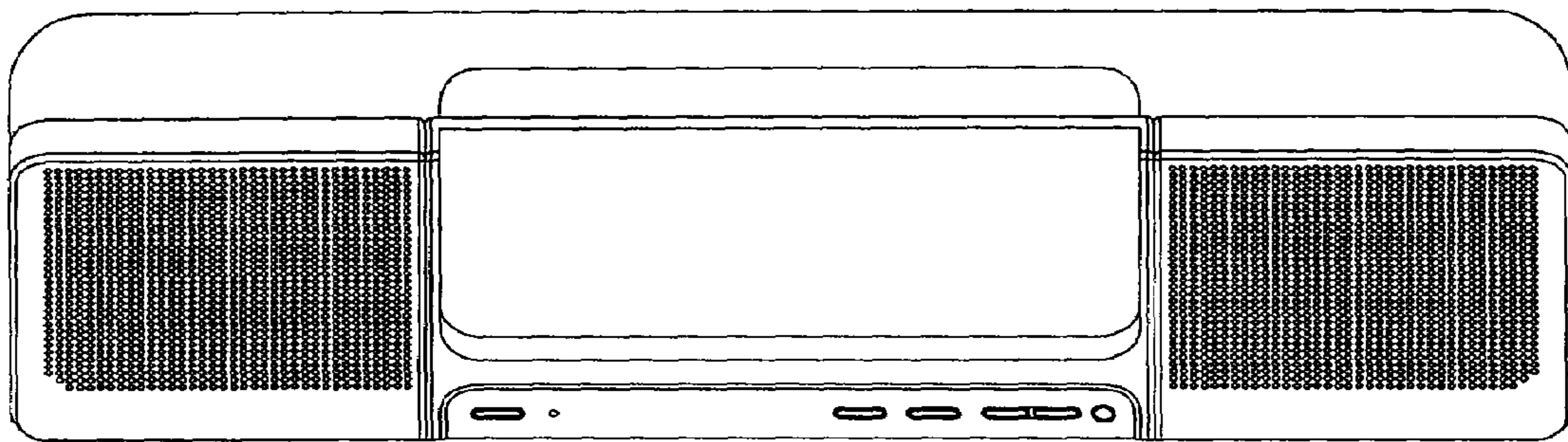


FIG. 7




FIG. 8

