



US00D558664S

(12) **United States Design Patent** (10) **Patent No.:** **US D558,664 S**
Herbeuval et al. (45) **Date of Patent:** **** *Jan. 1, 2008**

(54) **TIRE TREAD** D391,205 S 2/1998 Schad et al. D12/147
 D421,732 S 3/2000 Gierro et al. D12/146
 (75) Inventors: **Veronique Marie-Jose Herbeuval,** D421,942 S 3/2000 Fierro et al. D12/146
 Arlon (BE); **Paul Welbes,** D429,479 S 8/2000 Fierro et al. D12/147
 Schrondweiler (LU); **Christian Labbe,**
 Meix-le-Tige (BE); **William Urbano**
Villamizar, Mersch (LU)

(Continued)

(73) Assignee: **The Goodyear Tire & Rubber Company,** Akron, OH (US)

(*) Notice: This patent is subject to a terminal disclaimer.

(**) Term: **14 Years**

(21) Appl. No.: **29/264,018**

(22) Filed: **Aug. 2, 2006**

(51) **LOC (8) Cl.** **12-15**

(52) **U.S. Cl.** **D12/579; D12/583**

(58) **Field of Classification Search** D12/579,
 D12/580, 596, 597, 602, 603, 900; 152/209.1,
 152/209.9, 209.12, 902

See application file for complete search history.

(56) **References Cited**

U.S. PATENT DOCUMENTS

D261,495 S	10/1981	Yurkovich	D12/146
D262,364 S	12/1981	Hinkel	D12/147
D269,336 S	6/1983	Yurkovich	D12/146
D307,881 S	5/1990	Miller et al.	D12/147
D320,966 S	10/1991	Miller et al.	D12/147
D325,012 S	3/1992	Covert et al.	D12/147
D325,014 S	3/1992	Galante et al.	D12/147
D326,075 S	5/1992	Covert et al.	D12/147
D329,626 S	9/1992	Goergen et al.	D12/146
D365,791 S	1/1996	Brown et al.	D12/146
D379,334 S	5/1997	Rohweder et al.	D12/146
D379,445 S	5/1997	Rohweder et al.	D12/147
D379,785 S	6/1997	Galante et al.	D12/146
D380,716 S	7/1997	Brown et al.	D12/147
D388,037 S	12/1997	Rohweder et al.	D12/147

Atlas Roadhawk A/T Tire, 2006 Tread Assistant—The Computerized Tread Design Guide, TA ID# 84.*
 Atlas Radial A/W Tire, 2006 Tread Assistant—The Computerized Tread Design Guide, TA ID# 89.*
 Atlas LT Radial A/W Tire, 2006 Tread Assistant—The Computerized Tread Design Guide, TA ID# 90.*
 Dunlop SP LT 800 Tire, 2006 Tread Assistant—The Computerized Tread Design Guide, TA ID# 9636.*
 Firestone Steeltex Radial ASR Tire, 2006 Tread Assistant—The Computerized Tread Design Guide, TA ID# 6804.*

Primary Examiner—Robert M. Spear
Assistant Examiner—Garth Rademaker

(74) *Attorney, Agent, or Firm*—Richard B. O’Planick

(57) **CLAIM**

The ornamental design for a tire tread, as shown and described.

DESCRIPTION

FIG. 1 is a perspective view of a tire tread showing our new design, it being understood that the pattern repeats uniformly throughout the circumference of the tread;


FIG. 2 is a front elevational view thereof;

FIG. 3 is a right side elevational view thereof; the other side being identical thereto; and,

FIG. 4 is an enlarged fragmentary front elevational view thereof.

In the drawings, the broken lines defining the sidewall, inner bead and the peripheral boundary between the tire tread and the sidewall are for illustrative purposes only and form no part of the claimed design.

1 Claim, 4 Drawing Sheets



US D558,664 S

Page 2

U.S. PATENT DOCUMENTS

6,105,643 A *	8/2000	Rohweder et al.	152/209.21	D516,012 S	2/2006	Miller et al.	D12/579
D431,801 S	10/2000	Poling	D12/151	D516,013 S	2/2006	Miller et al.	D12/579
D437,266 S	2/2001	Poling et al.	D12/146	D516,999 S	3/2006	Miller et al.	D12/579
D444,426 S	7/2001	Marazzi et al.	D12/146	D517,000 S	3/2006	Miller et al.	D12/579
D504,657 S	5/2005	Allen et al.	D12/579	D520,939 S *	5/2006	Allen et al.	D12/600

* cited by examiner

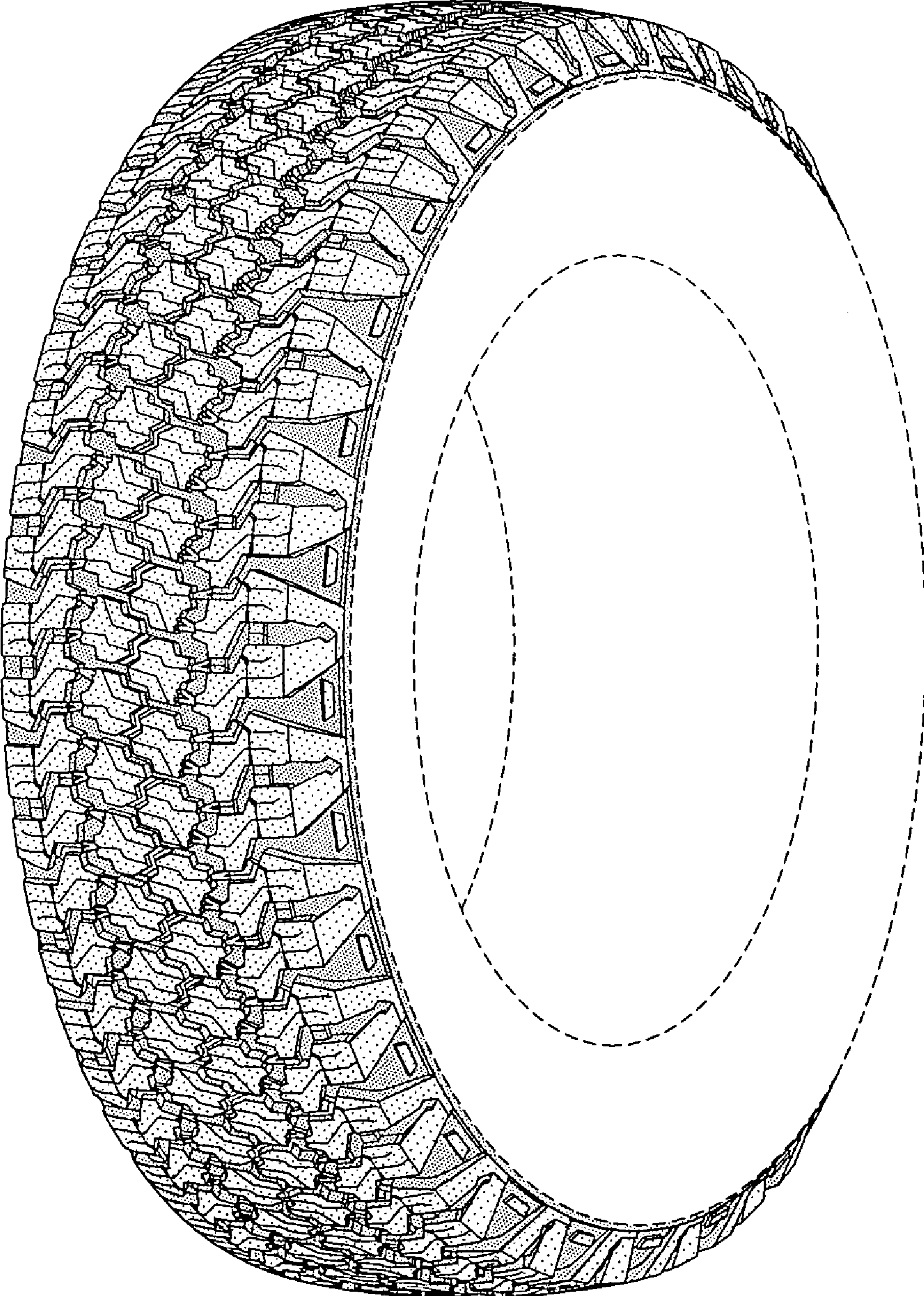


FIG-1

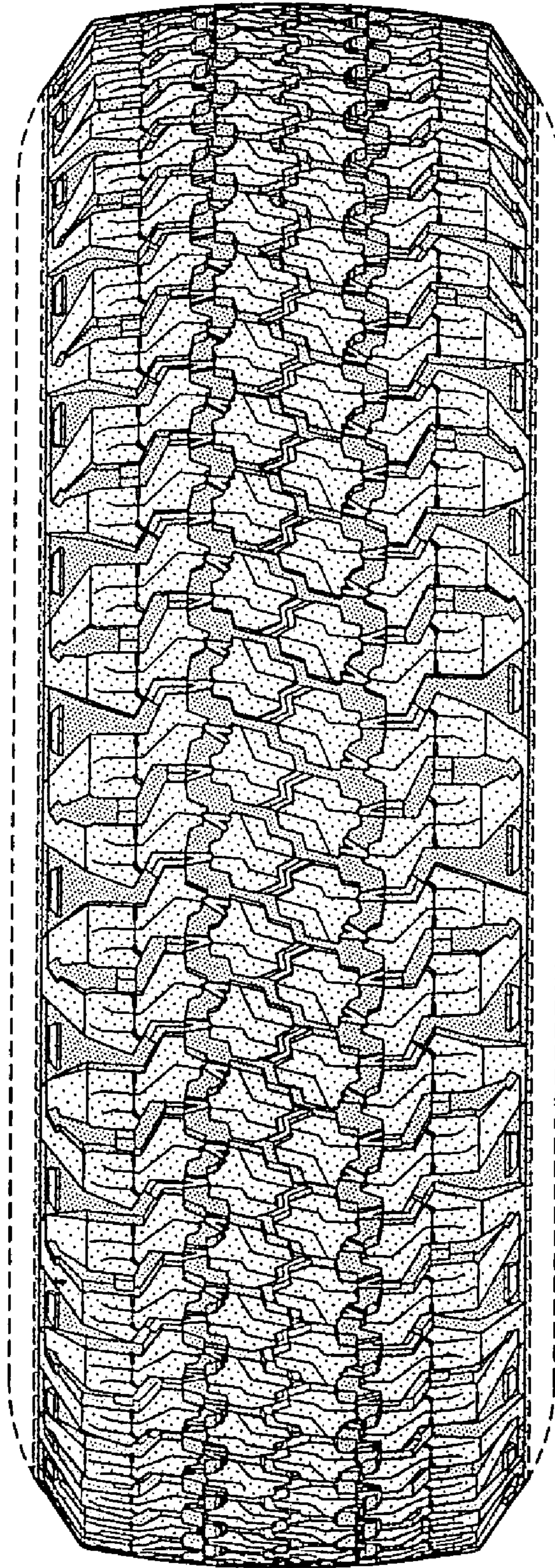


FIG-2




FIG-3

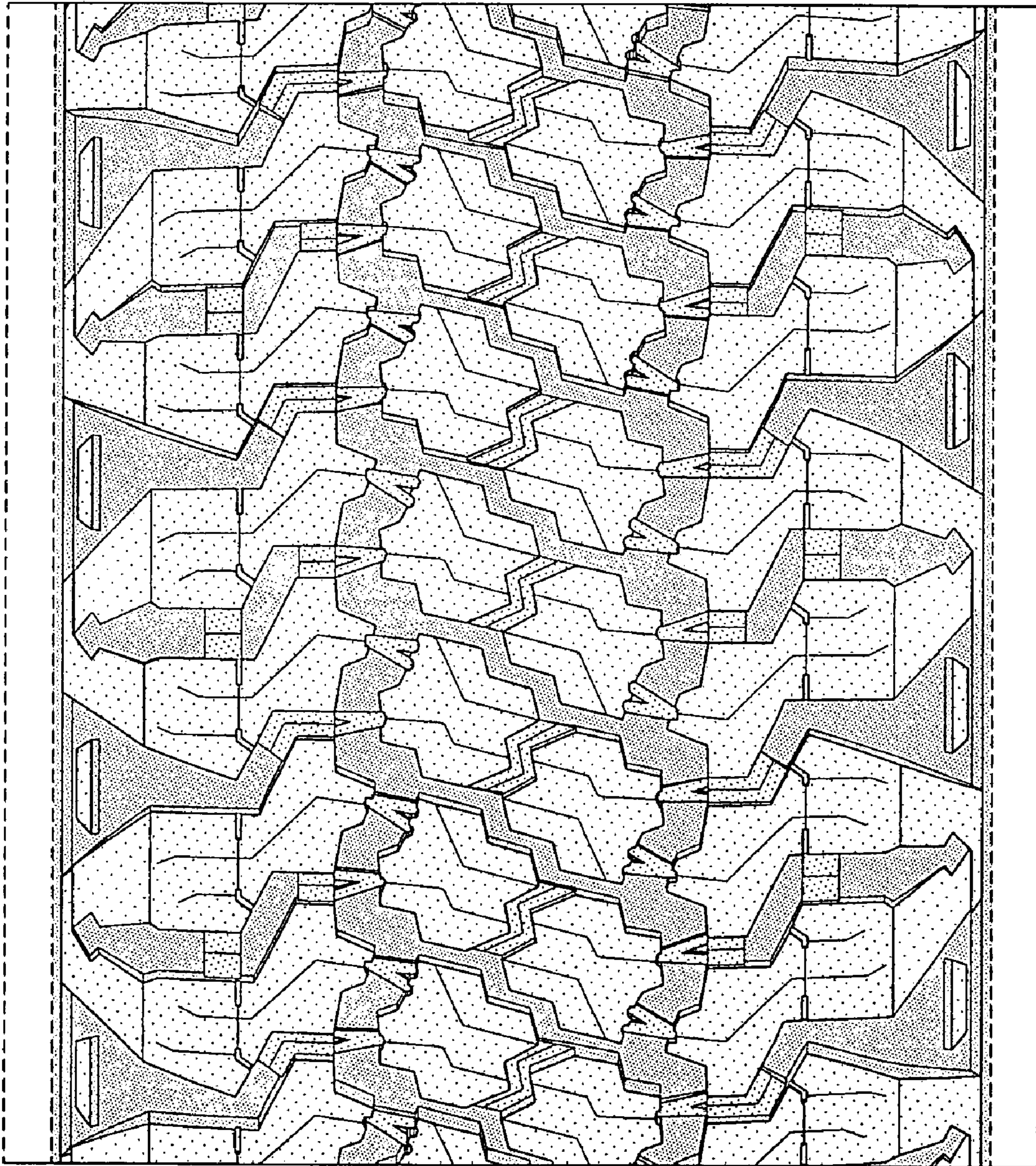


FIG-4