



US00D558658S

(12) **United States Design Patent**
Leclercq

(10) **Patent No.:** **US D558,658 S**

(45) **Date of Patent:** **** Jan. 1, 2008**

(54) **SURFACE CONFIGURATION OF A REAR DOOR FOR A VEHICLE**

(75) Inventor: **Pierre Leclercq**, Munich (DE)

(73) Assignee: **Bayerische Motoren Werke Aktiengesellschaft**, Munich (DE)

(**) Term: **14 Years**

(21) Appl. No.: **29/270,237**

(22) Filed: **Dec. 19, 2006**

(30) **Foreign Application Priority Data**

Jun. 20, 2006 (DE) 40603285

(51) **LOC (8) Cl.** **12-16**

(52) **U.S. Cl.** **D12/196**

(58) **Field of Classification Search** D12/196,
D12/86, 90-92; 296/181.1

See application file for complete search history.

(56) **References Cited**

U.S. PATENT DOCUMENTS

- D420,317 S * 2/2000 Ney D12/196
- D443,241 S * 6/2001 Ohsaki D12/196
- D444,752 S 7/2001 Gabath
- D445,747 S * 7/2001 Martin et al. D12/196
- D457,115 S * 5/2002 Mahoney et al. D12/196
- D466,458 S * 12/2002 Murkett D12/196
- D481,339 S * 10/2003 McClellan et al. D12/196
- D491,855 S * 6/2004 Velazco D12/196

- D501,167 S * 1/2005 Otto et al. D12/196
- D515,489 S * 2/2006 Tokutake D12/196
- D520,428 S * 5/2006 Iwanaga et al. D12/196
- D520,928 S * 5/2006 Matei et al. D12/196
- D526,607 S * 8/2006 Hagino D12/196
- D540,234 S * 4/2007 Fujimaki D12/196

* cited by examiner

Primary Examiner—Melody N. Brown

(74) *Attorney, Agent, or Firm*—Crowell & Moring LLP

(57) **CLAIM**

The ornamental design for a surface configuration of a rear door for a vehicle, as shown and described.

DESCRIPTION

This application is related to the following co-pending application, of the inventor, filed on even date herewith:

Application Ser. No. 29/270,222, entitled “Surface Configuration of a Vehicle, Toy, and/or other Replicas”.

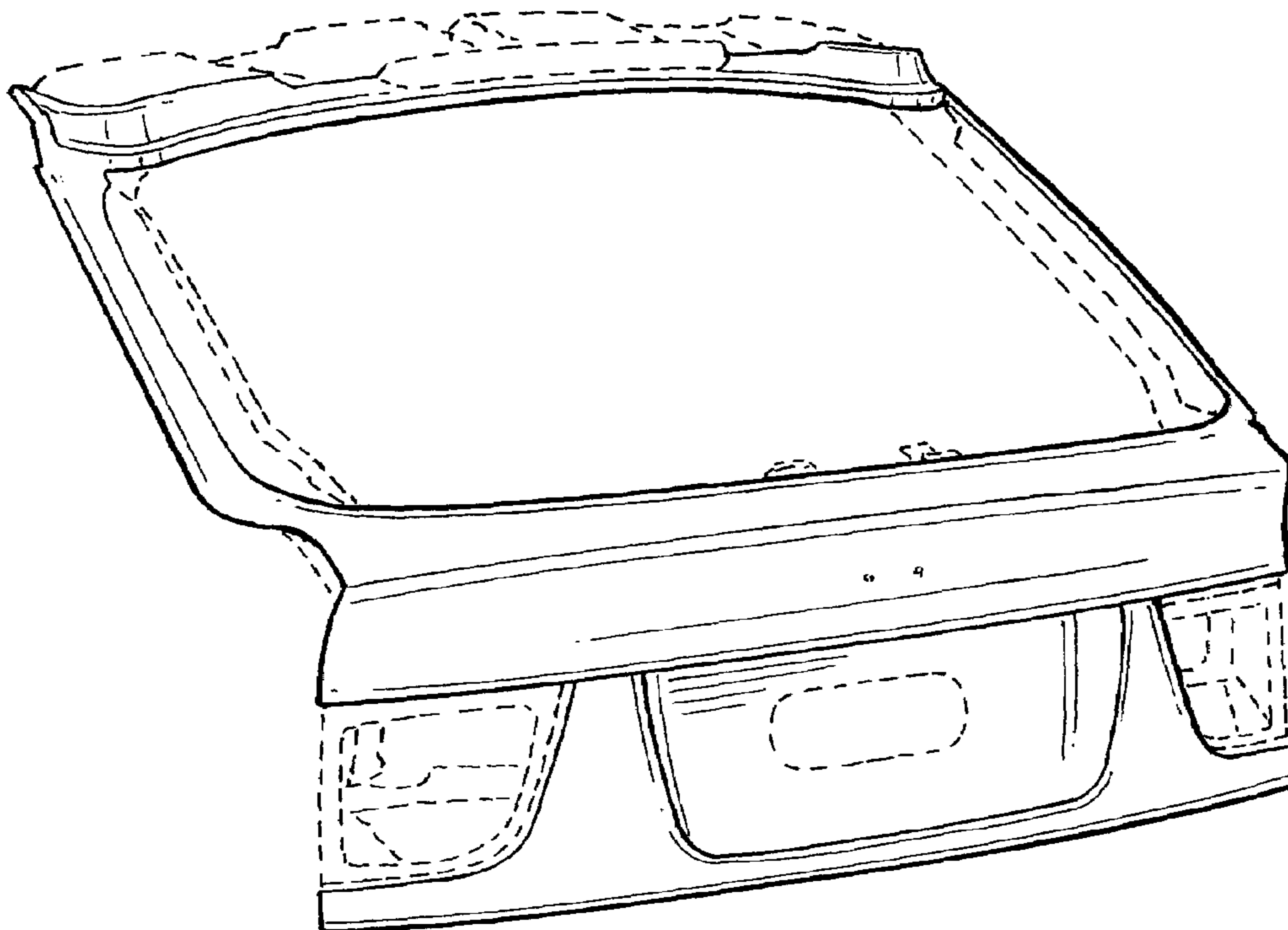
FIG. 1 is a left perspective view of a surface configuration of a rear door for a vehicle according to my novel design, the right perspective view being mirror symmetrical;

FIG. 2 is a front view thereof; and,

FIG. 3 is a left side view thereof, the right side view being mirror symmetrical.

The broken lines are for illustrative purposes only and form no part of the claimed design. Also enclosed is a set of photographs of an embodiment of the invention.

1 Claim, 2 Drawing Sheets



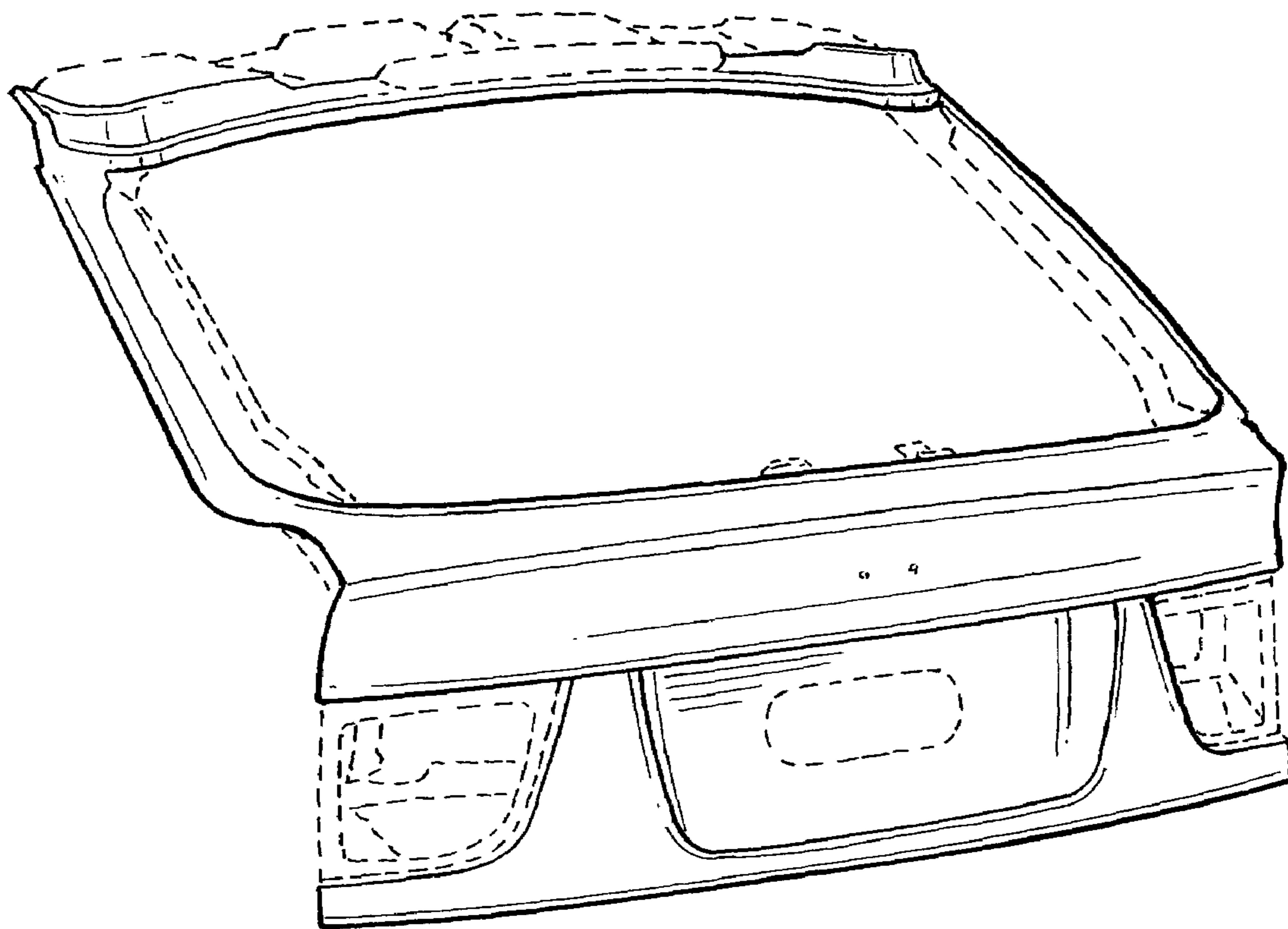


FIG. 1




FIG. 3

FIG. 2