



US00D558655S

(12) **United States Design Patent**  
**Kawamata**

(10) **Patent No.:** **US D558,655 S**

(45) **Date of Patent:** **\*\* Jan. 1, 2008**

(54) **VISOR EXTENDOR**

(76) Inventor: **Kazuo Kawamata**, 2533 Navarra,  
Carlsbad, CA (US) 18940

(\*\*) Term: **14 Years**

(21) Appl. No.: **29/273,738**

(22) Filed: **Mar. 12, 2007**

(51) **LOC (8) Cl.** ..... **12-16**

(52) **U.S. Cl.** ..... **D12/191**

(58) **Field of Classification Search** ..... D12/191,  
D12/181, 184-185, 106, 417, 311-312; 296/97.1,  
296/97.2, 97.3, 97.4, 97.5, 97.6, 97.7, 97.8,  
296/180.1; 160/370.21, 370.23, 370.22  
See application file for complete search history.

(56) **References Cited**

**U.S. PATENT DOCUMENTS**

D309,595 S *	7/1990	Jonsås .....	D12/191
D371,532 S *	7/1996	Raevsky et al. ....	D12/191
D378,206 S *	2/1997	Kulla .....	D12/191
D381,002 S *	7/1997	Nelson .....	D12/191
D400,483 S *	11/1998	Lebron-Guzman .....	D12/191
D405,746 S *	2/1999	Larson .....	D12/191
D431,805 S *	10/2000	Baltazar .....	D12/191
D434,357 S *	11/2000	Raevsky et al. ....	D12/191
D466,061 S *	11/2002	Samora, Jr. ....	D12/191
D474,433 S *	5/2003	Heckman et al. ....	D12/191
D522,943 S *	6/2006	Opoku-Agyemang .....	D12/191

D526,259 S \* 8/2006 Votz ..... D12/191  
D533,491 S \* 12/2006 Cottrell ..... D12/191

\* cited by examiner

*Primary Examiner*—Caron D. Veynar

*Assistant Examiner*—Abraham Bahta

(57) **CLAIM**

The ornamental design for a visor extendor, as shown and described.

**DESCRIPTION**

FIG. 1 is a front elevational view of a visor extendor showing my new design;

FIG. 2 is a rear elevational view thereof;

FIG. 3 is a top plan view thereof;

FIG. 4 is a bottom plan thereof;

FIG. 5 is a left side elevational view thereof;


FIG. 6 is a right side elevational view thereof; and

FIG. 7 is a top view of the visor extendor positioned on a vehicle; and,

FIG. 8 is a top view of the visor extendor in an alternate position on a vehicle visor.

The indicia or broken lines shown on the figures are for illustrative purposes only and are hereby disclaimed as forming no part of Applicant's claimed invention.

**1 Claim, 4 Drawing Sheets**






FIG. 1

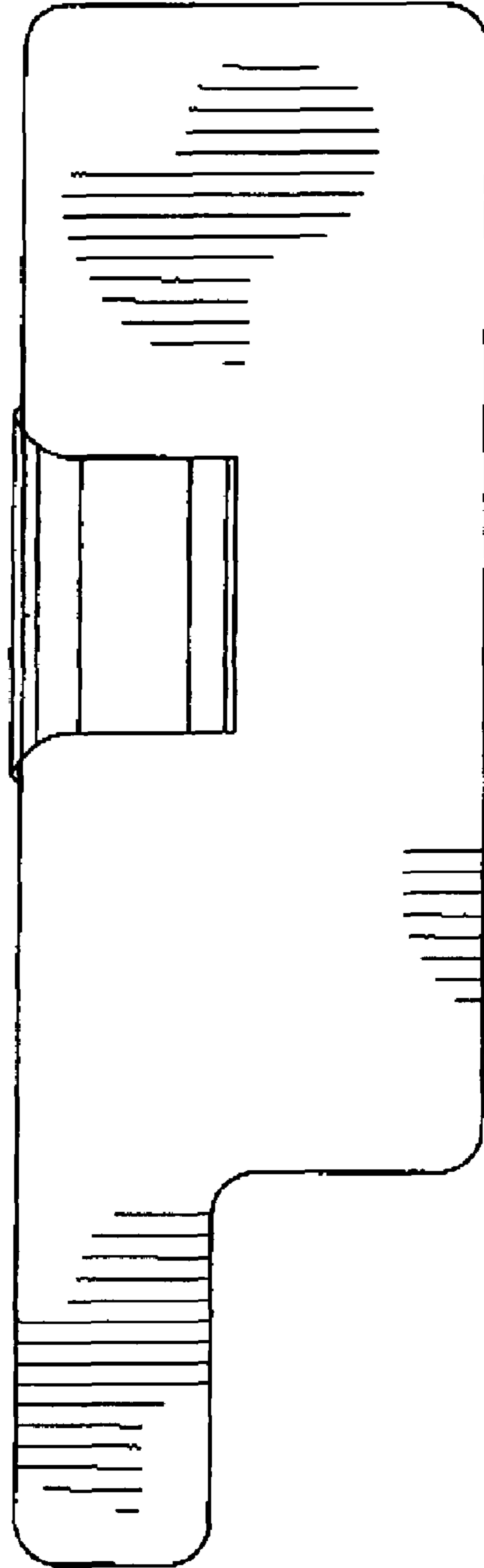


FIG. 2



FIG. 3



FIG. 4



FIG. 5



FIG. 6




FIG. 7

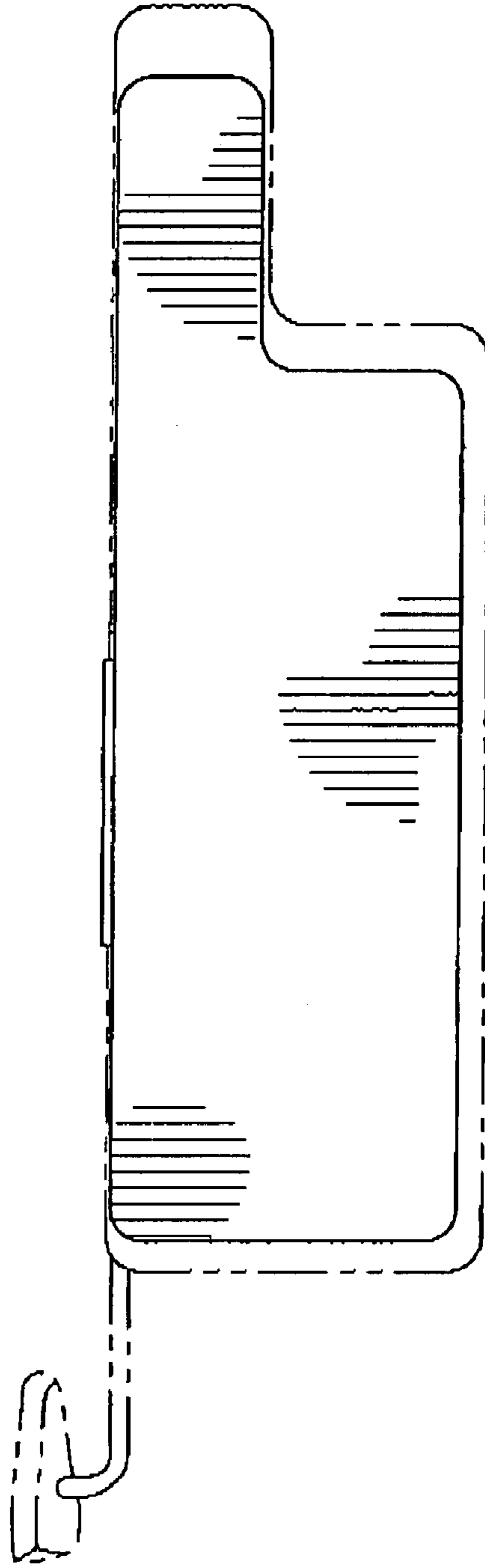


FIG. 8