



US00D558642S

(12) **United States Design Patent**
van Braeckel

(10) **Patent No.:** **US D558,642 S**

(45) **Date of Patent:** **** Jan. 1, 2008**

(54) **AUTOMOBILE BODY**

(75) Inventor: **Dirk van Braeckel**, Chester (GB)

(73) Assignee: **Bentley Motors Limited**, Crewe,
Cheshire (GB)

(**) Term: **14 Years**

(21) Appl. No.: **29/221,420**

(22) Filed: **Jan. 14, 2005**

(51) **LOC (8) Cl.** **12-16**

(52) **U.S. Cl.** **D12/92**

(58) **Field of Classification Search** D12/90-92,
D12/86; 296/181.1, 181.5
See application file for complete search history.

(56) **References Cited**

U.S. PATENT DOCUMENTS

- D455,676 S * 4/2002 Stoddard et al. D12/92
- D471,490 S * 3/2003 Pfeiffer et al. D12/92
- D490,024 S * 5/2004 Zavatski et al. D12/92
- D494,101 S * 8/2004 Zavatski et al. D12/92

* cited by examiner

Primary Examiner—Melody N. Brown

(74) *Attorney, Agent, or Firm*—Sonnenschein Nath &
Rosenthal LLP; Brian R. McGinley

(57) **CLAIM**

The ornamental design for a automobile body, as shown and
described.

DESCRIPTION

FIG. 1 is a front perspective view of an automobile body
showing the new design;

FIG. 2 is a rear perspective view of the automobile body
shown in FIG. 1;

FIG. 3 is a front elevational view of the automobile body
shown in FIG. 1;

FIG. 4 is a rear elevational view of the automobile body
shown in FIG. 1; and,

FIG. 5 is a left, side elevational view of the automobile body
shown in FIG. 1 (the right, side elevational view of the
automobile body is a mirror image of the view shown in
FIG. 5).

1 Claim, 5 Drawing Sheets






FIG. 1

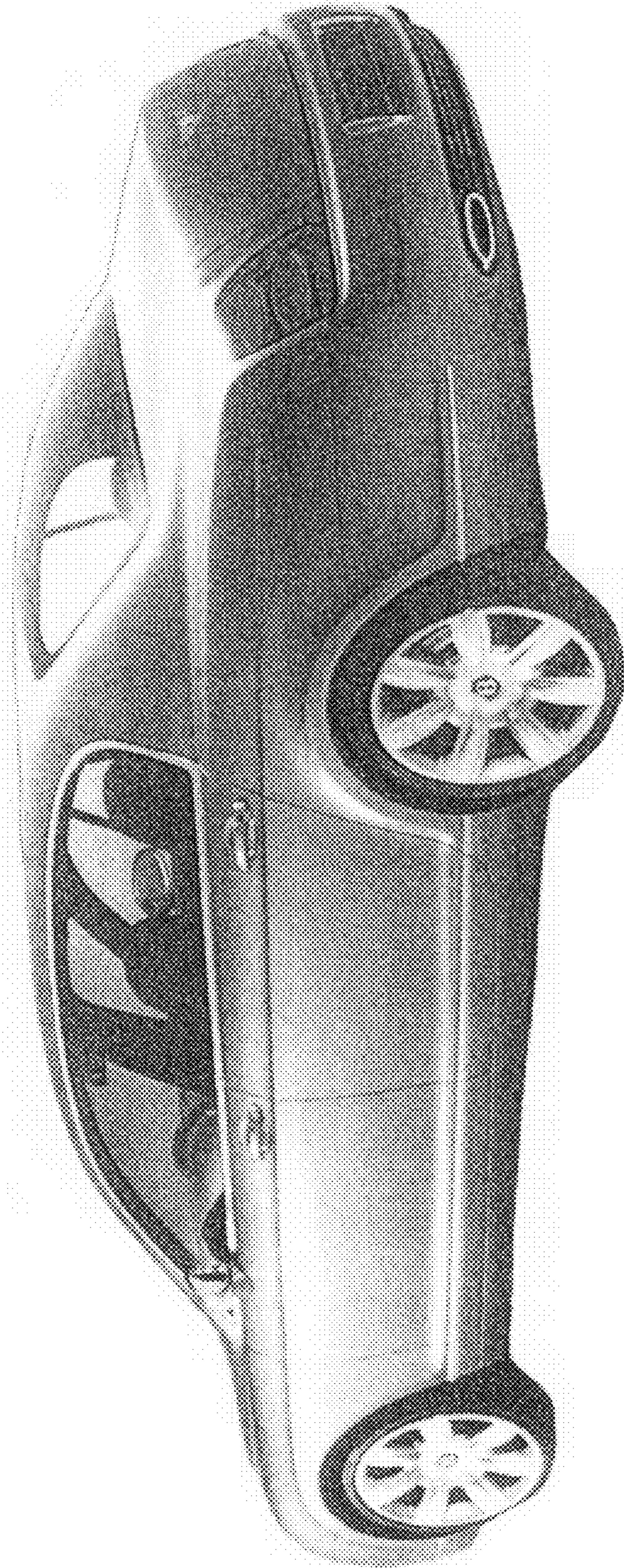


FIG. 2




FIG. 3

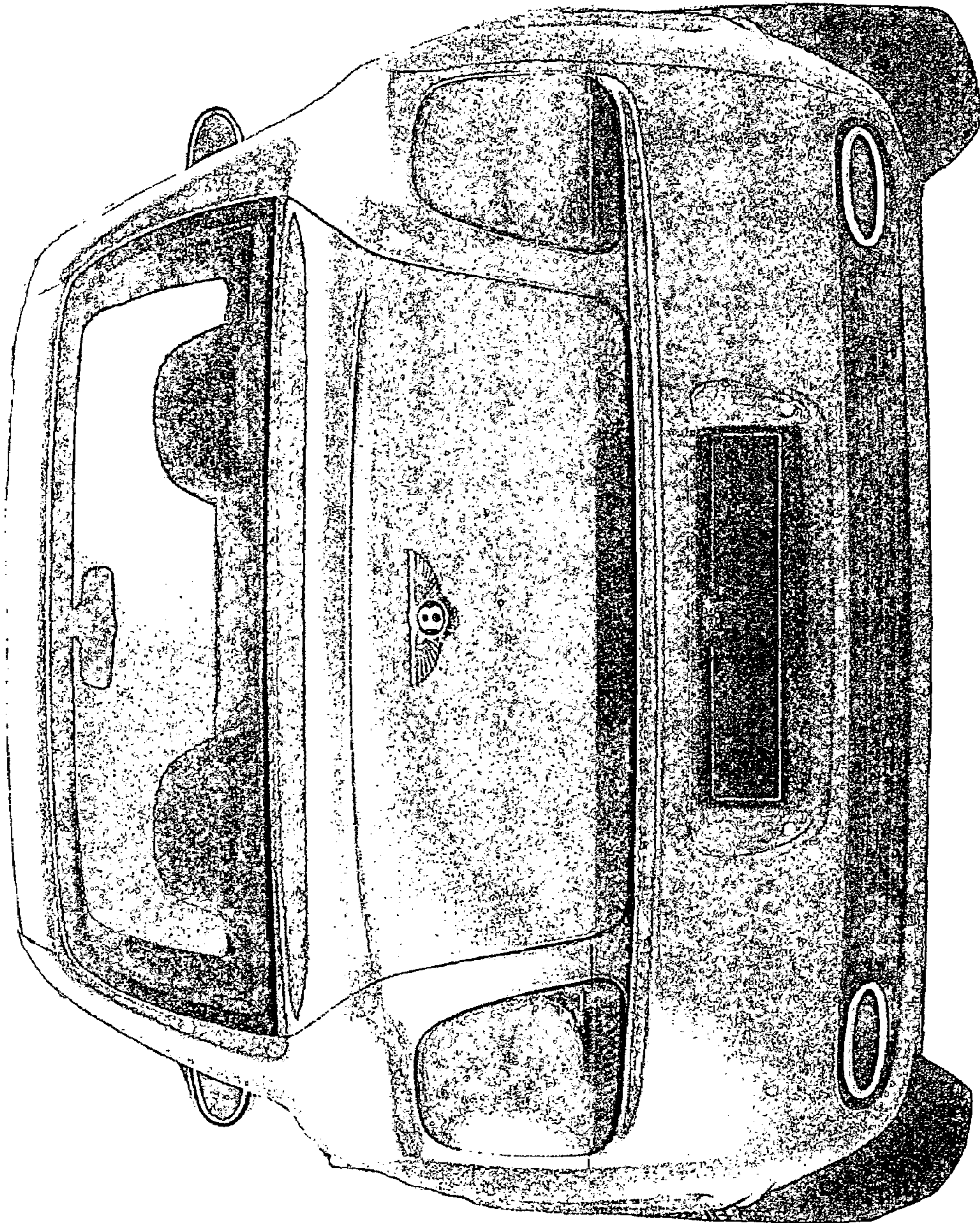


FIG. 4




FIG. 5