



US00D558640S

(12) **United States Design Patent**  
**Chladny**

(10) **Patent No.:** **US D558,640 S**  
(45) **Date of Patent:** **\*\* Jan. 1, 2008**

(54) **PANEL DEVICE**

(75) Inventor: **Benjamin Chladny**, 12895 Humber Station Rd., Bolton, On (CA) L7E 5R9

(73) Assignee: **Benjamin Chladny**, King City (CA)

(\*\*) Term: **14 Years**

(21) Appl. No.: **29/279,363**

(22) Filed: **Apr. 27, 2007**

**Related U.S. Application Data**

(62) Division of application No. 10/807,165, filed on Mar. 24, 2004.

(51) **LOC (8) Cl.** ..... **12-14**

(52) **U.S. Cl.** ..... **D12/1; D12/196; D12/400; D20/42**

(58) **Field of Classification Search** ..... D12/1, D12/186, 19, 20, 114, 401, 181, 182, 185, D12/156, 100, 105, 12, 196, 400; 296/180.1, 296/180.2, 77.1, 78.1, 84.1; D20/19, 35, D20/42, 99

See application file for complete search history.

(56) **References Cited**

**U.S. PATENT DOCUMENTS**

597,298 A *	1/1898	Ross	.....	296/78.1
651,660 A	6/1900	Green		
1,292,610 A	1/1919	Jackson		
2,045,983 A	6/1936	Ferrigno		
3,801,152 A	4/1974	Tims et al.		
3,921,740 A	11/1975	Forster		
4,615,556 A	10/1986	Stahel		
4,655,497 A	4/1987	Mallett		
5,267,767 A	12/1993	Farrow		
5,657,566 A	8/1997	Key		
5,704,679 A *	1/1998	Sodo	.....	296/78.1
6,109,639 A	8/2000	Blassingame et al.		
6,122,850 A	9/2000	Strzeletz		
6,279,986 B1 *	8/2001	Hinsperger	.....	296/102
6,659,211 B2 *	12/2003	Esposito	.....	180/65.1
D498,439 S	11/2004	Kirkpatrick et al.		
6,904,709 B2	6/2005	Craig et al.		
D542,719 S *	5/2007	Miller	.....	D12/186

2003/0094315 A1	5/2003	White		
2004/0262871 A1	12/2004	Schreuder et al.		
2005/0072843 A1 *	4/2005	Chladny	.....	235/384
2005/0205310 A1	9/2005	Pelz		
2006/0022490 A1 *	2/2006	Kurakawa et al.	.....	296/208

**OTHER PUBLICATIONS**

Chariot Media Home page, [online][retrieved on Aug. 16, 2007 using the way back machine to date Dec. 6, 2003], <http://web.archive.org/web/20031206002608/www.chariotmedia.com/chariotmedia?page=1050&session=0&site=726&content=1851>.\*

Chariot Media In the news, [online][retrieved Aug. 16, 2007 using the way back machine to date Sep. 21, 2003], <http://web.archive.org/web/20030921051823/www.chariotmedia.com/chariotmedia?page=1050&session=0&site=726&content=1851>.\*

Flickr user jyri, [online][retrieved on Aug. 16, 2007], <http://flickr.com/photos/jyri/28707026>.\*

ZDnet.co.uk, Charles McLellan blog [online][retrieved Aug. 15, 2007 dated back to May 25, 2007], <http://community.zdnet.co.uk/blog/o,1000000567,10005368o-2000331760b.htm>.\*

\* cited by examiner

*Primary Examiner*—Robert M. Spear

*Assistant Examiner*—Anna K Dworzecka

(74) *Attorney, Agent, or Firm*—Bereskin & Parr

(57) **CLAIM**

The ornamental design for a panel device, as described and shown.

**DESCRIPTION**

FIG. 1 is a front perspective view of the panel device of the present design;

FIG. 2 is a rear perspective view of the panel device of FIG. 1;

FIG. 3 is a right side view of the panel device of FIG. 1;

FIG. 4 is a front view of the panel device of FIG. 1;

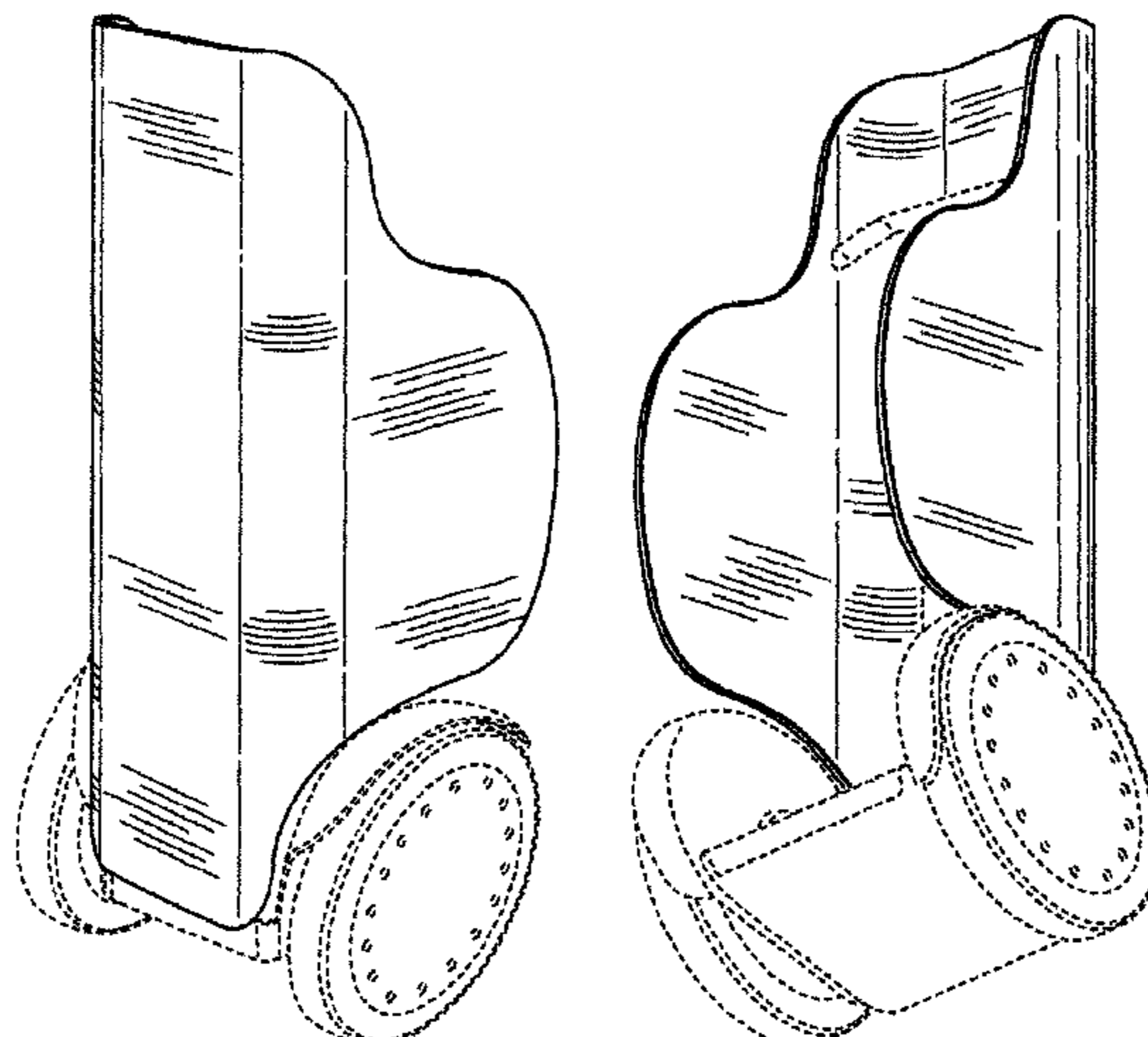
FIG. 5 is a left side of the panel device of FIG. 1;

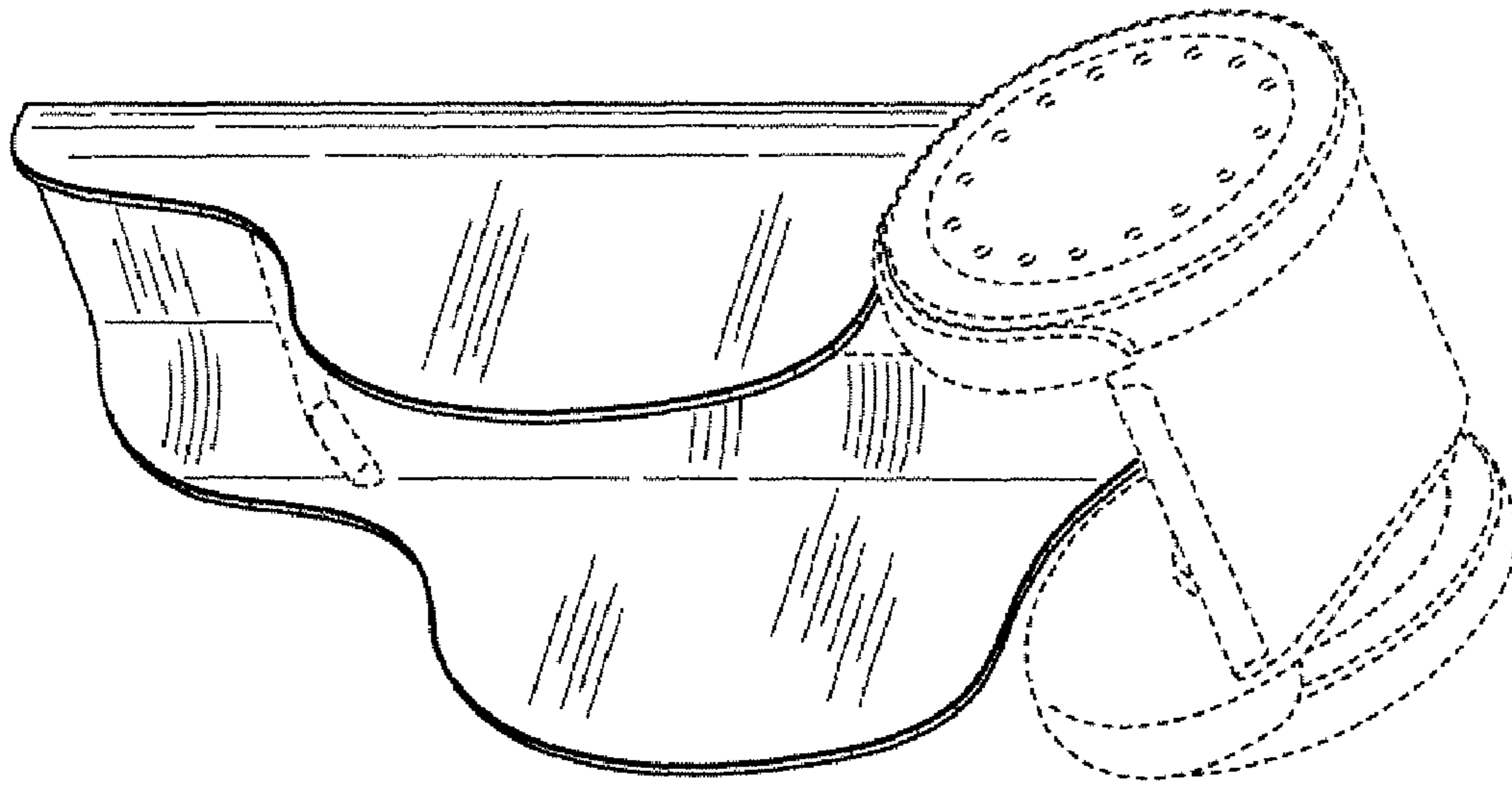
FIG. 6 is a rear view of the panel device of FIG. 1;

FIG. 7 is a top view of the panel device of FIG. 1; and,

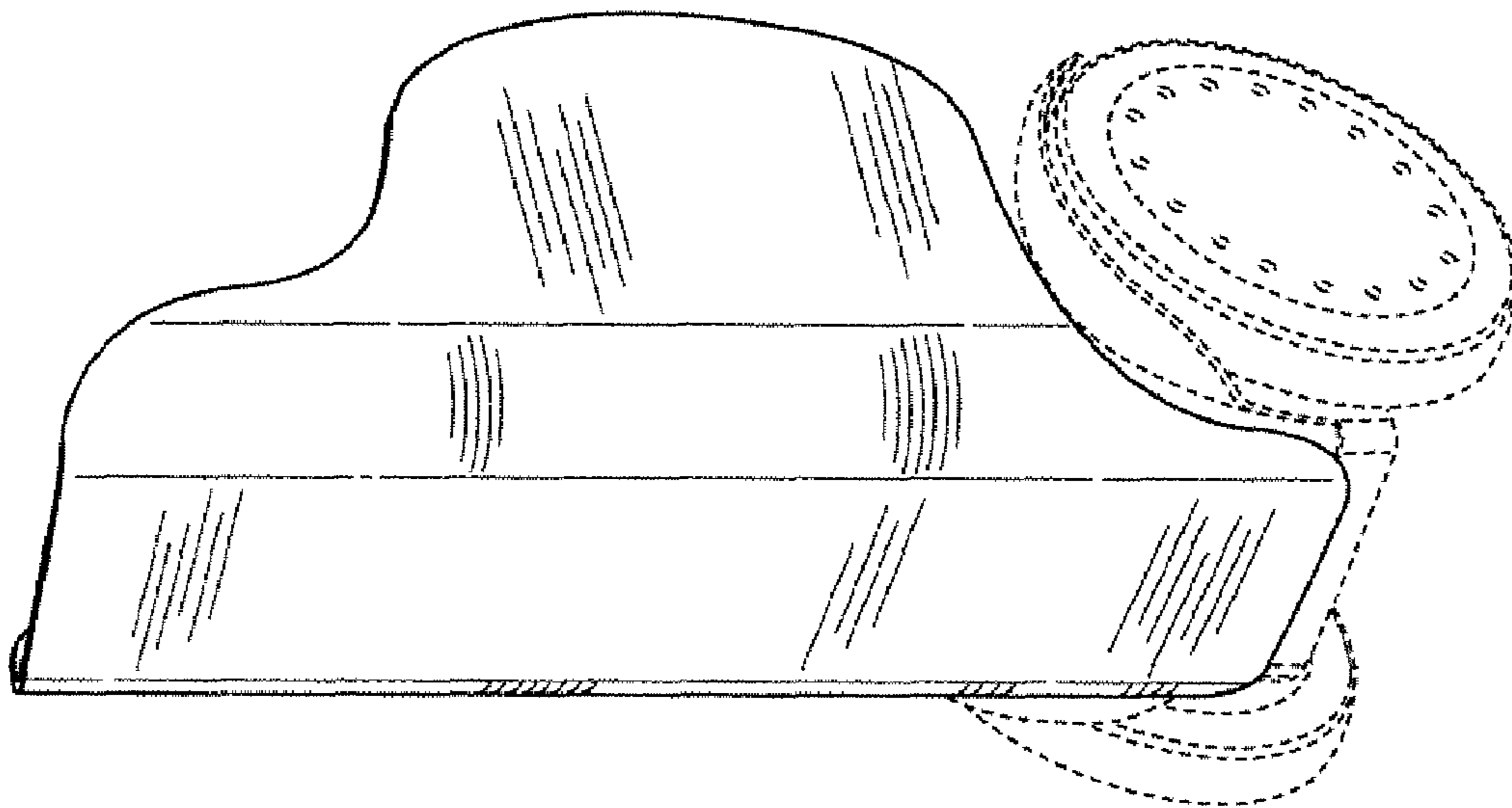
FIG. 8 is a bottom view of the panel device of FIG. 1.

**1 Claim, 4 Drawing Sheets**





**FIG. 2**



**FIG. 1**

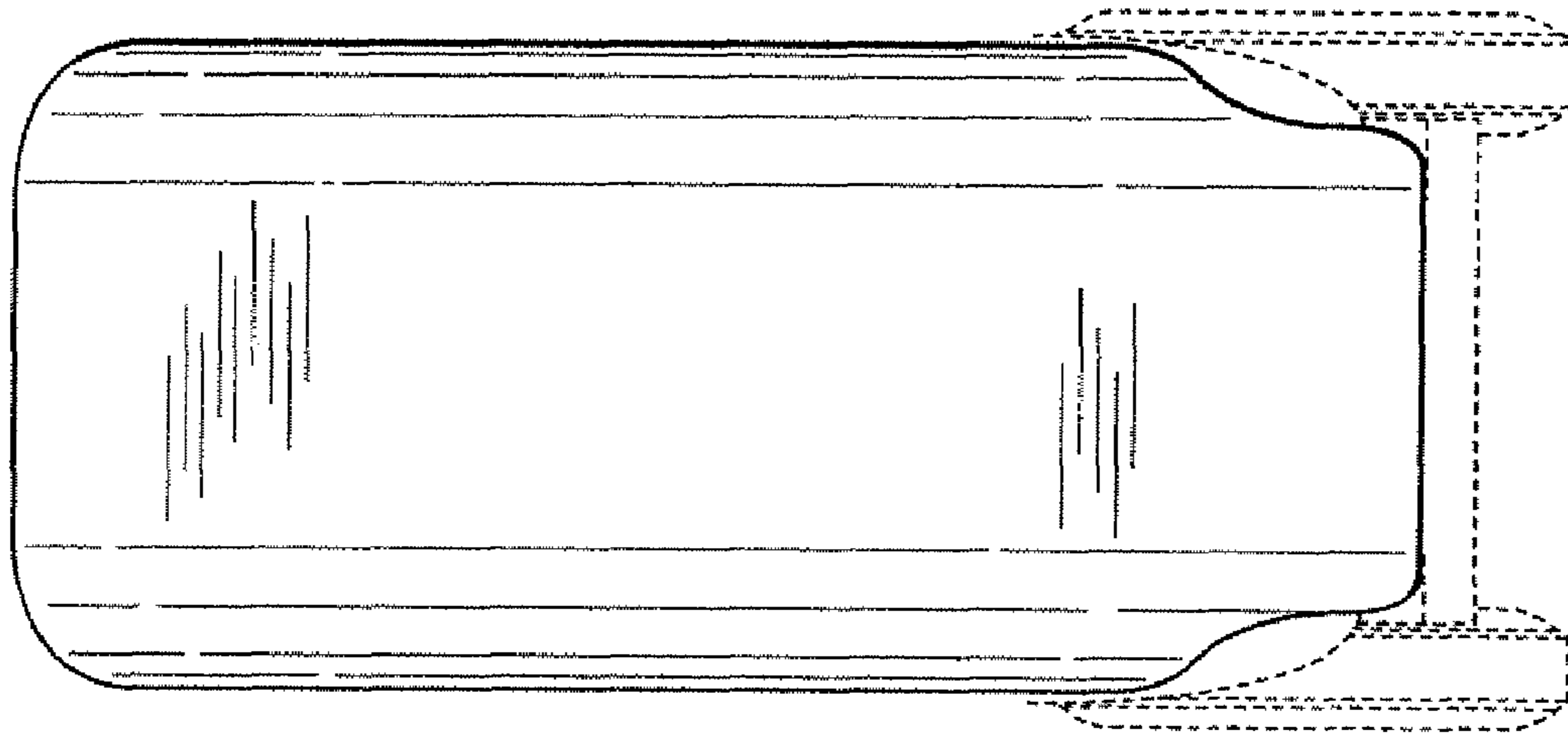


FIG. 4

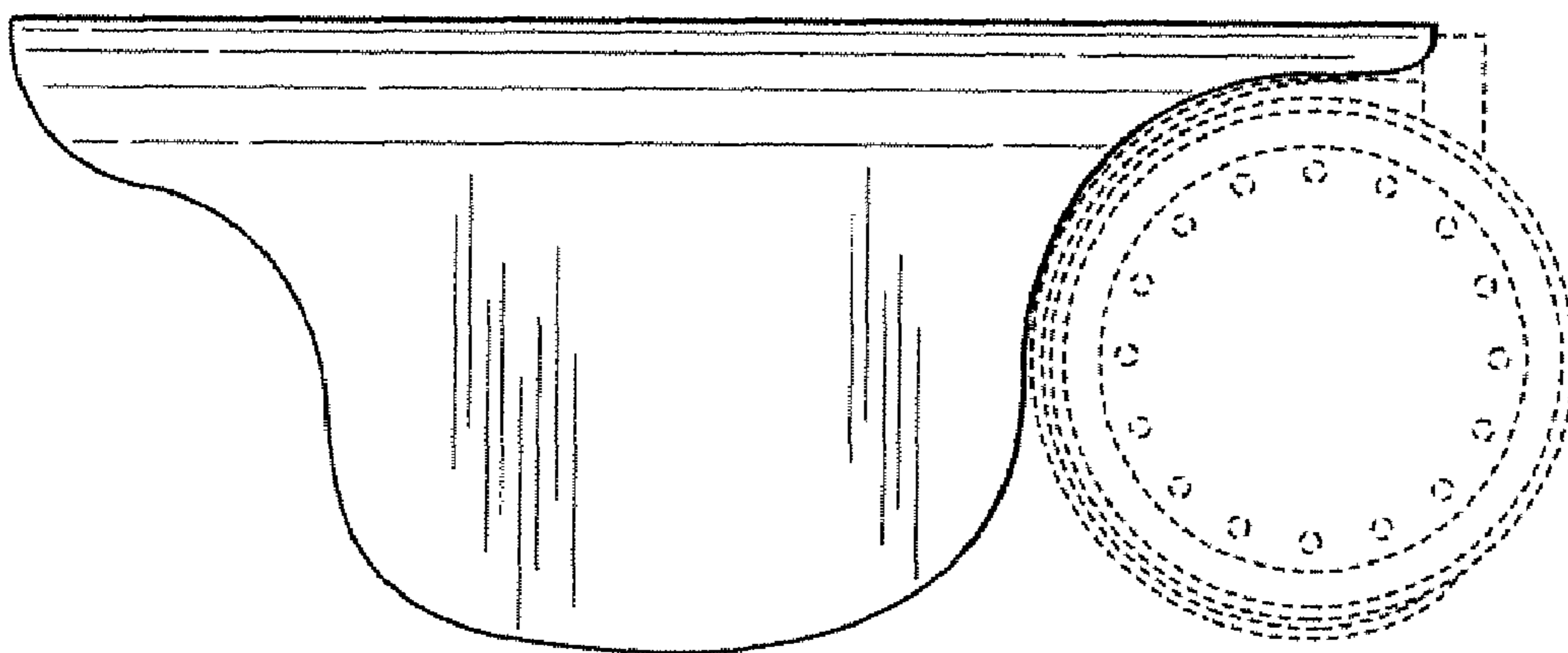
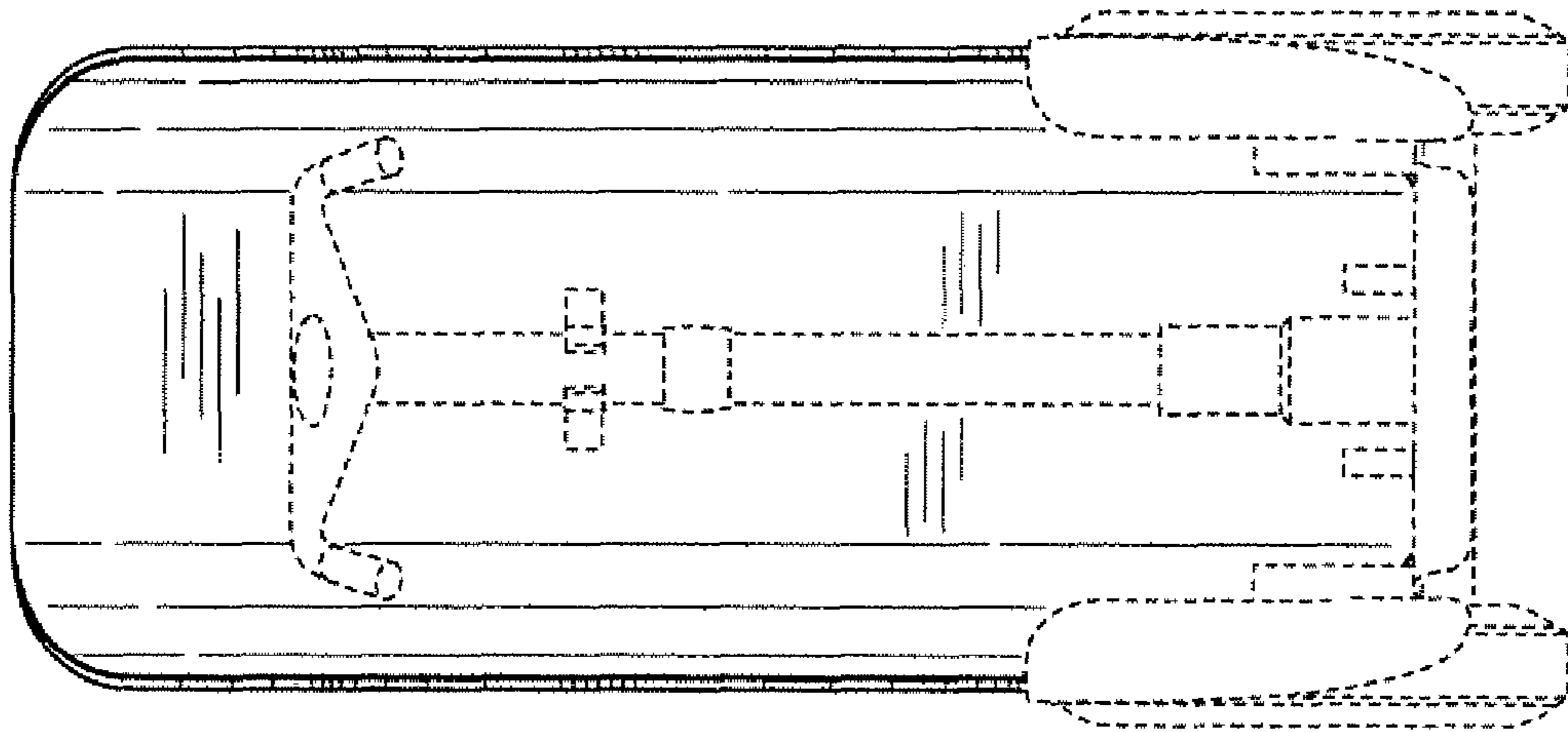
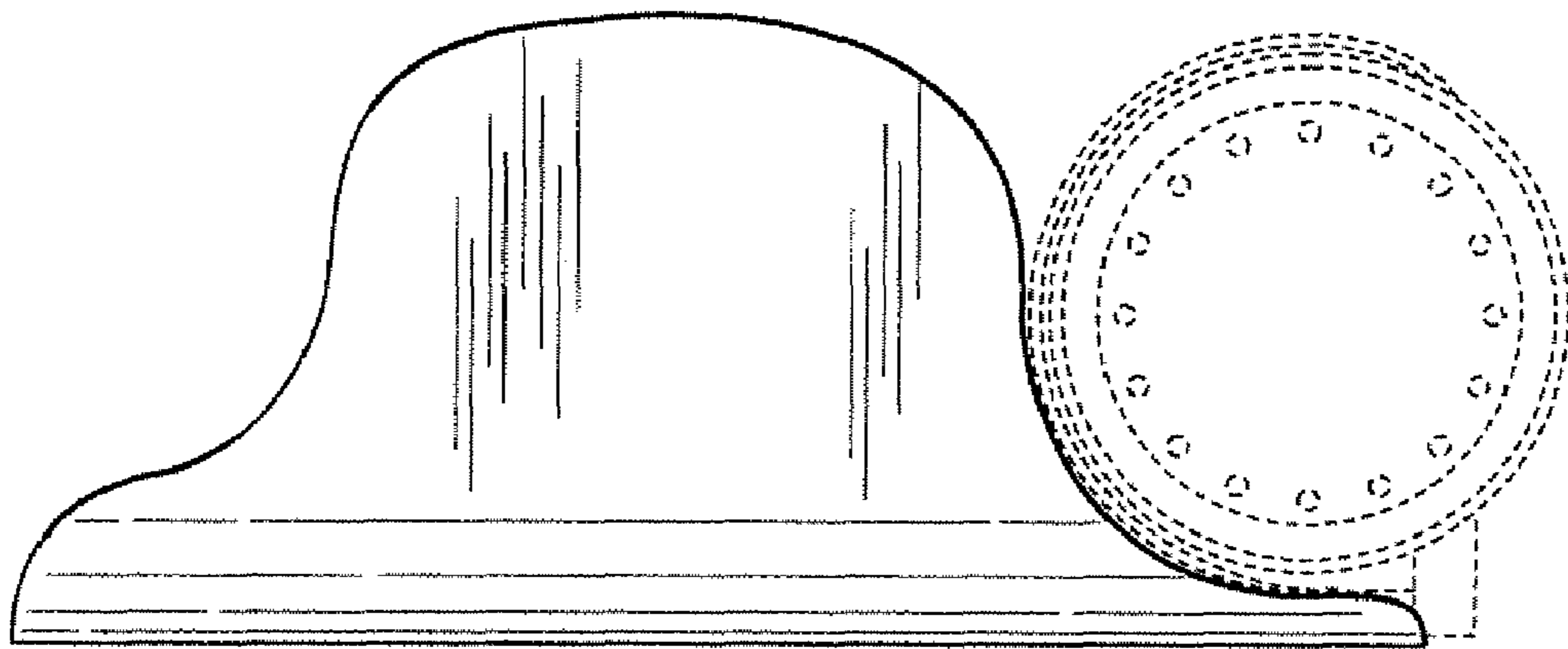


FIG. 3



**FIG. 6**



**FIG. 5**



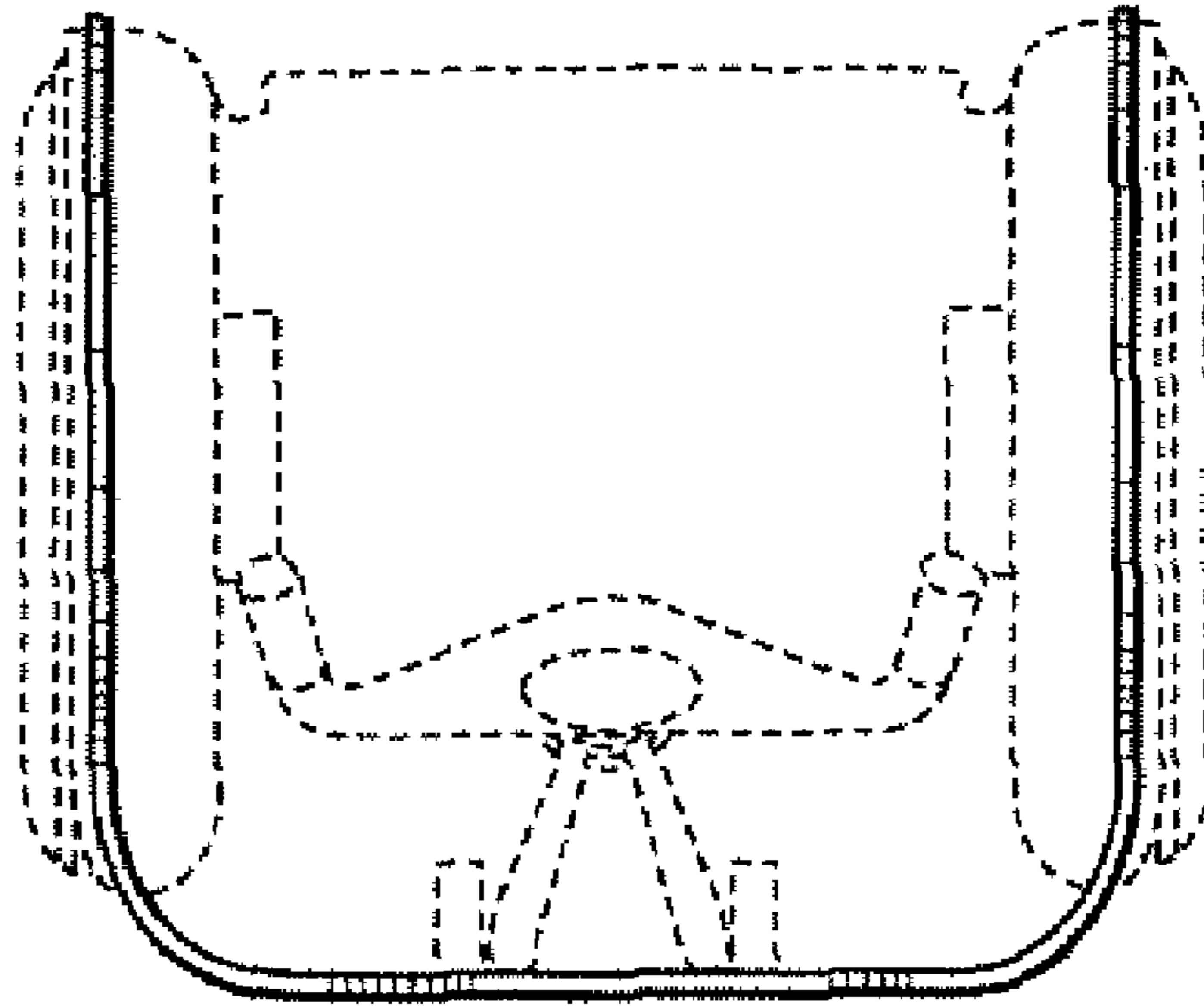


FIG. 7

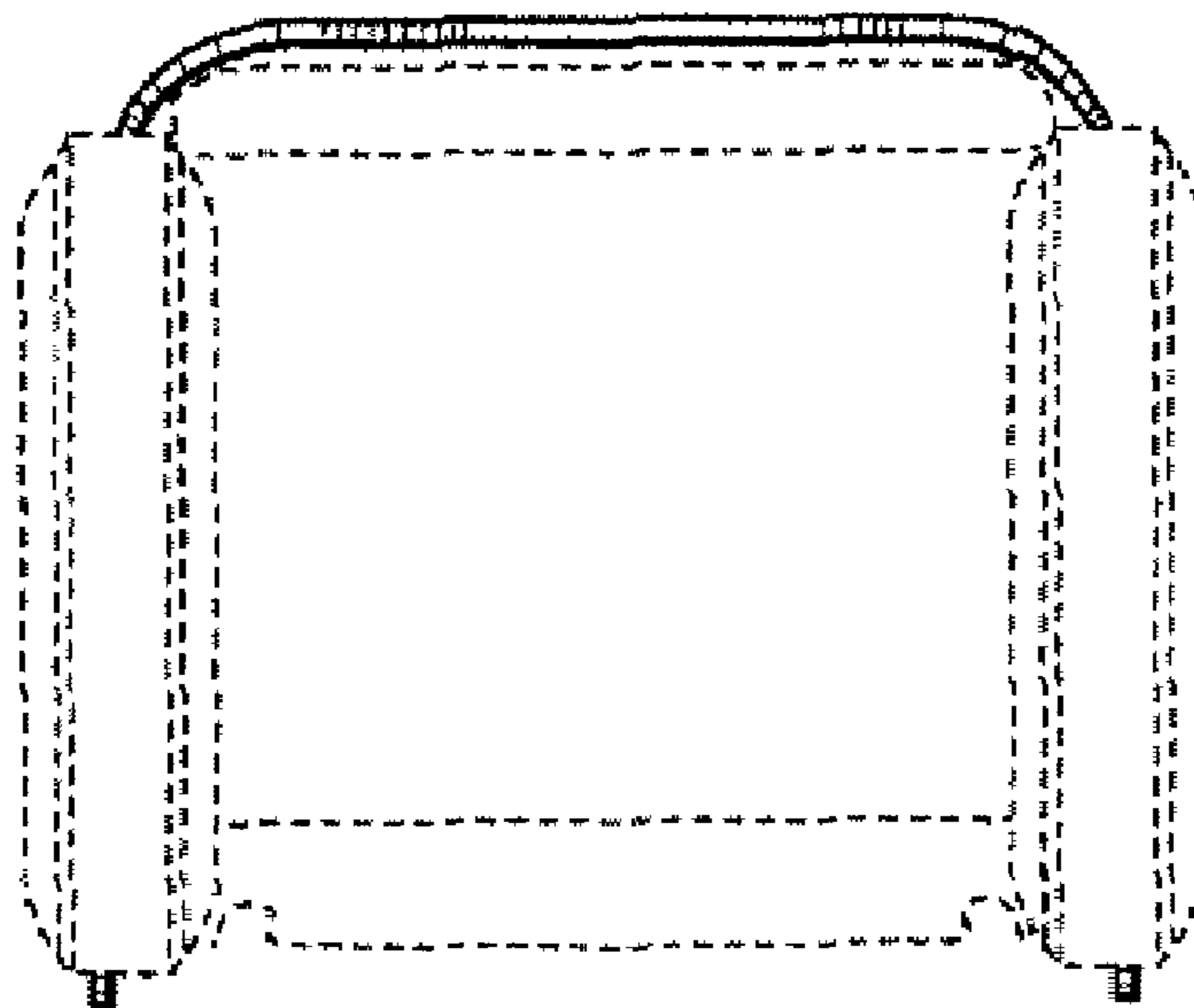


FIG. 8