



US00D558639S

(12) **United States Design Patent**  
**Lobel**

(10) **Patent No.:** **US D558,639 S**

(45) **Date of Patent:** **\*\* Jan. 1, 2008**

(54) **PULL TAB FOR A SLIDE FASTENER SLIDER**

D526,243 S \* 8/2006 Gut et al. .... D11/221

\* cited by examiner

(75) Inventor: **Michelle Gut Lobel**, New York City,  
NY (US)

*Primary Examiner*—Ralf Seifert

(73) Assignee: **Ideal Fastener Corporation**, Oxford,  
NC (US)

(74) *Attorney, Agent, or Firm*—Tillman Wright, PLLC; Neal  
B. Wolgin

(\*\*) Term: **14 Years**

(57) **CLAIM**

(21) Appl. No.: **29/271,481**

I claim the ornamental design for a pull tab for a slide  
fastener slider, as shown and described herein.

(22) Filed: **Jan. 19, 2007**

**DESCRIPTION**

(51) **LOC (8) Cl.** ..... **02-07**

FIG. 1 is a front view illustrating a pull tab for a slide  
fastener;

(52) **U.S. Cl.** ..... **D11/221**

FIG. 2 is a bottom view of the pull tab;

(58) **Field of Classification Search** ..... D11/200,  
D11/201, 221; 24/415–417, 419, 421, 427–431,  
24/381–382, 385, 387, 433; 384/64

FIG. 3 is a top view of the pull tab;

See application file for complete search history.

FIG. 4 is a left side view of the pull tab;

FIG. 5 is a right side view of the pull tab;

(56) **References Cited**

FIG. 6 is a section view of the pull tab taken along the line  
6—6 of FIG. 1; and,

**U.S. PATENT DOCUMENTS**

FIG. 7 is a front view, the broken line showing of a slide  
faster is for illustrative purposes only and forms no part of  
the claimed design.

2,008,062 A \* 7/1935 Henry ..... 24/411

D109,344 S \* 4/1938 Stevens ..... D11/221

D366,012 S \* 1/1996 Aoki ..... D11/221

D525,906 S \* 8/2006 Gut ..... D11/221

**1 Claim, 2 Drawing Sheets**

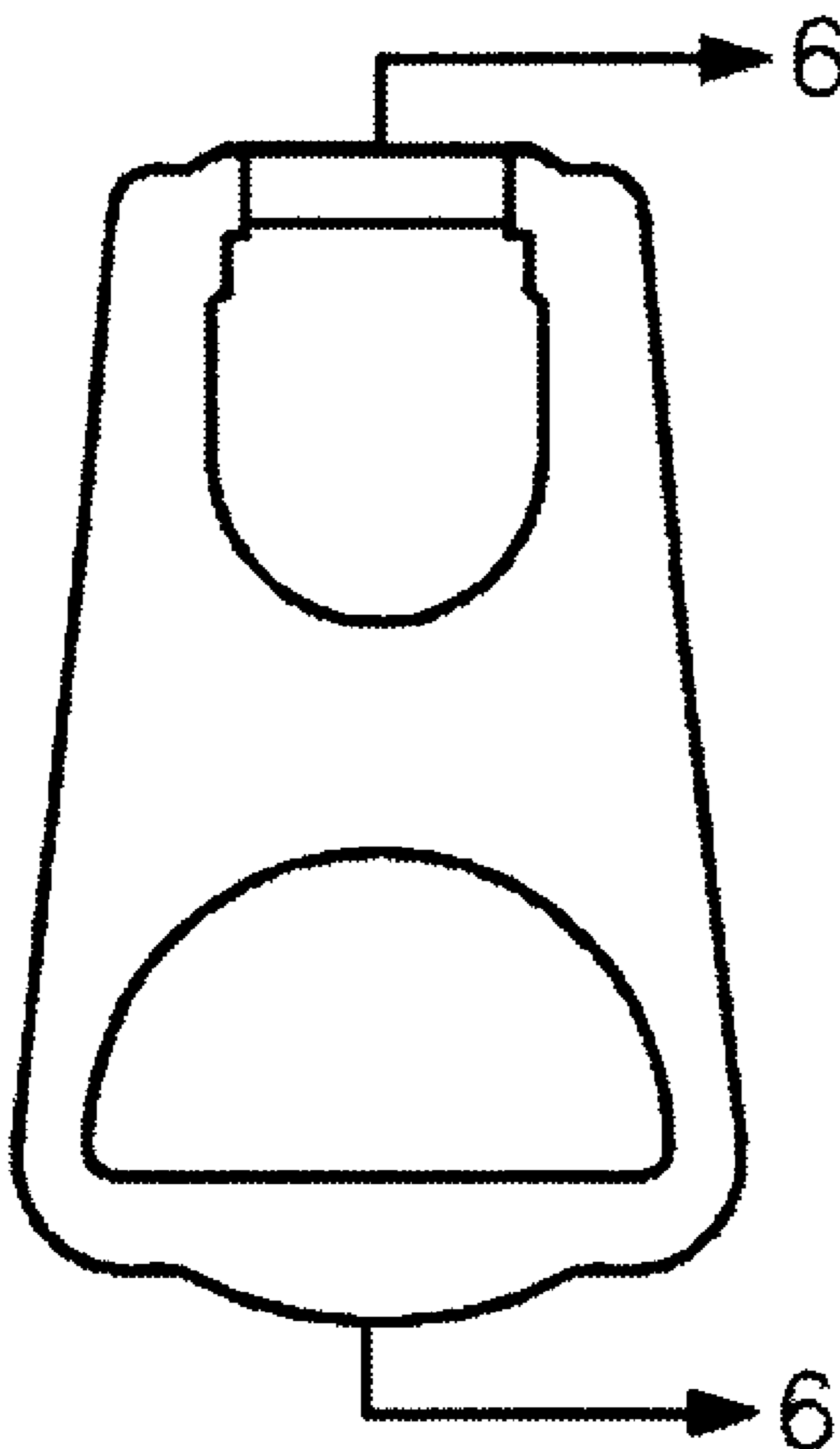




Fig. 3

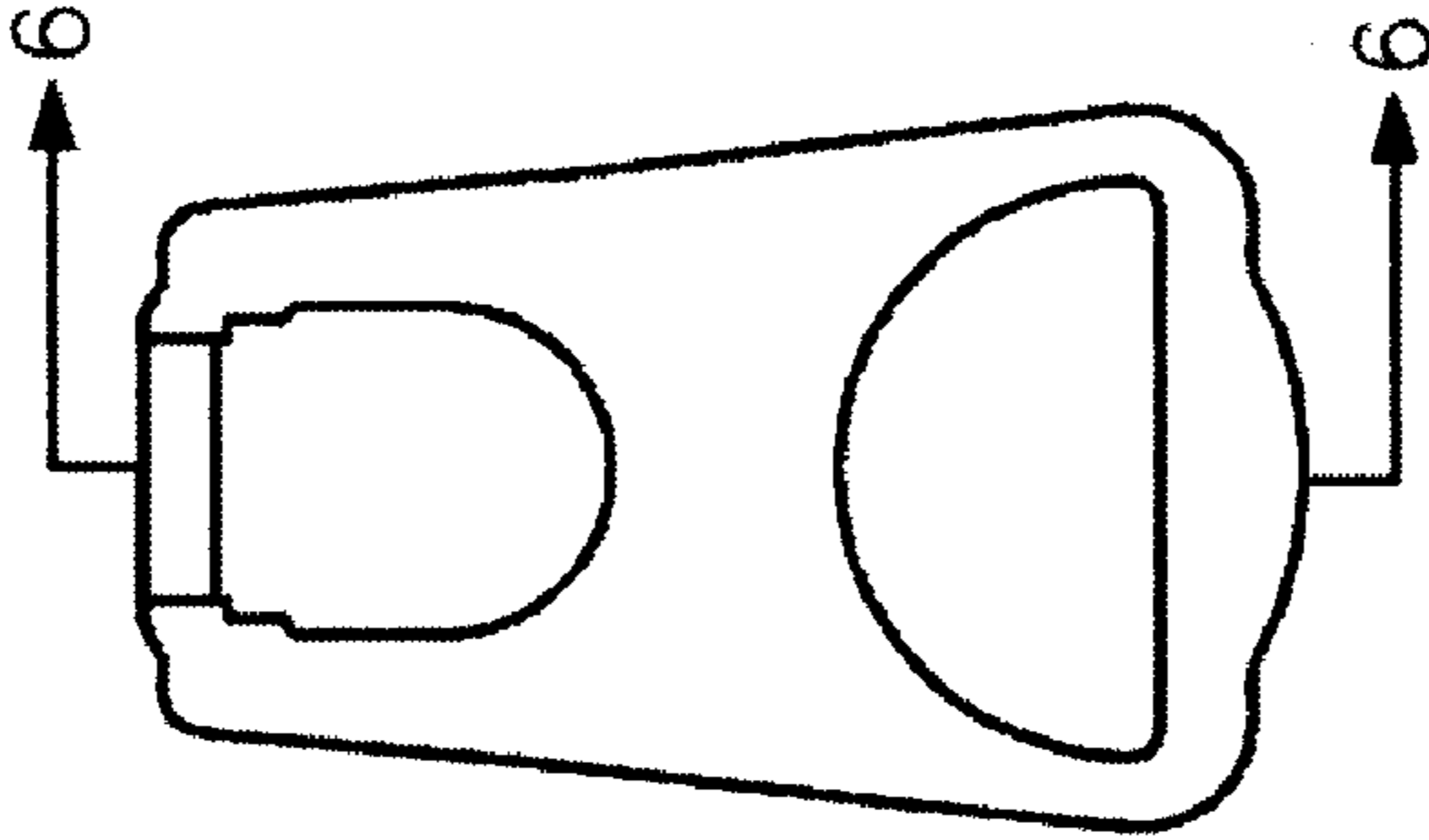


Fig. 1



Fig. 4



Fig. 5



Fig. 2

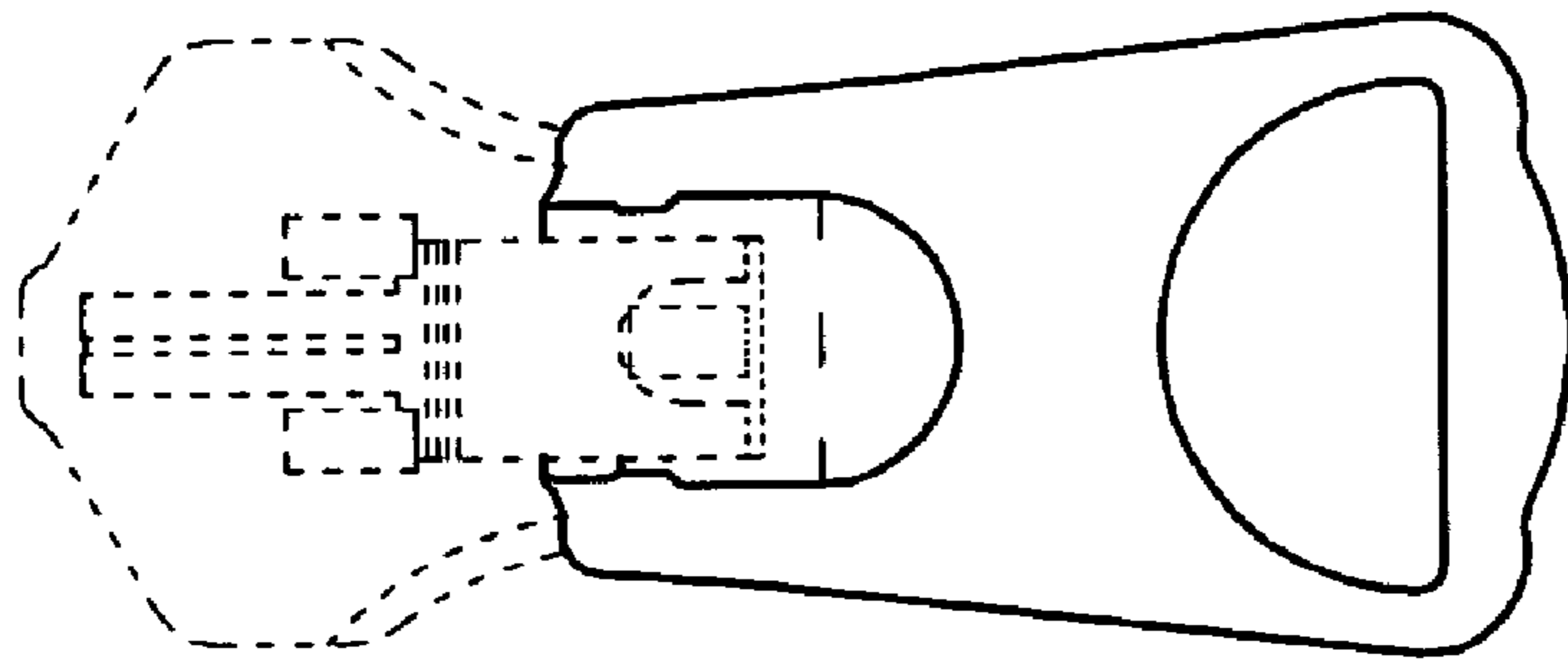


Fig. 7



Fig. 6



US00D558639C1

(12) **EX PARTE REEXAMINATION CERTIFICATE** (11553rd)  
**United States Patent**  
**Lobel**

(10) **Number:** **US D558,639 C1**  
(45) **Certificate Issued:** **Aug. 5, 2019**

(54) **PULL TAB FOR A SLIDE FASTENER SLIDER**

(75) **Inventor:** **Michelle Gut Lobel**, New York City, NY (US)

(73) **Assignee:** **IDEAL FASTENER CORPORATION**, Oxford, NC (US)

(52) **U.S. Cl.**  
USPC ..... **D11/221**

(58) **Field of Classification Search**  
USPC ..... D11/200, 201, 221; D24/415-417, 419, D24/421, 427-431, 381, 382, 385, 387, D24/433; 384/64  
See application file for complete search history.

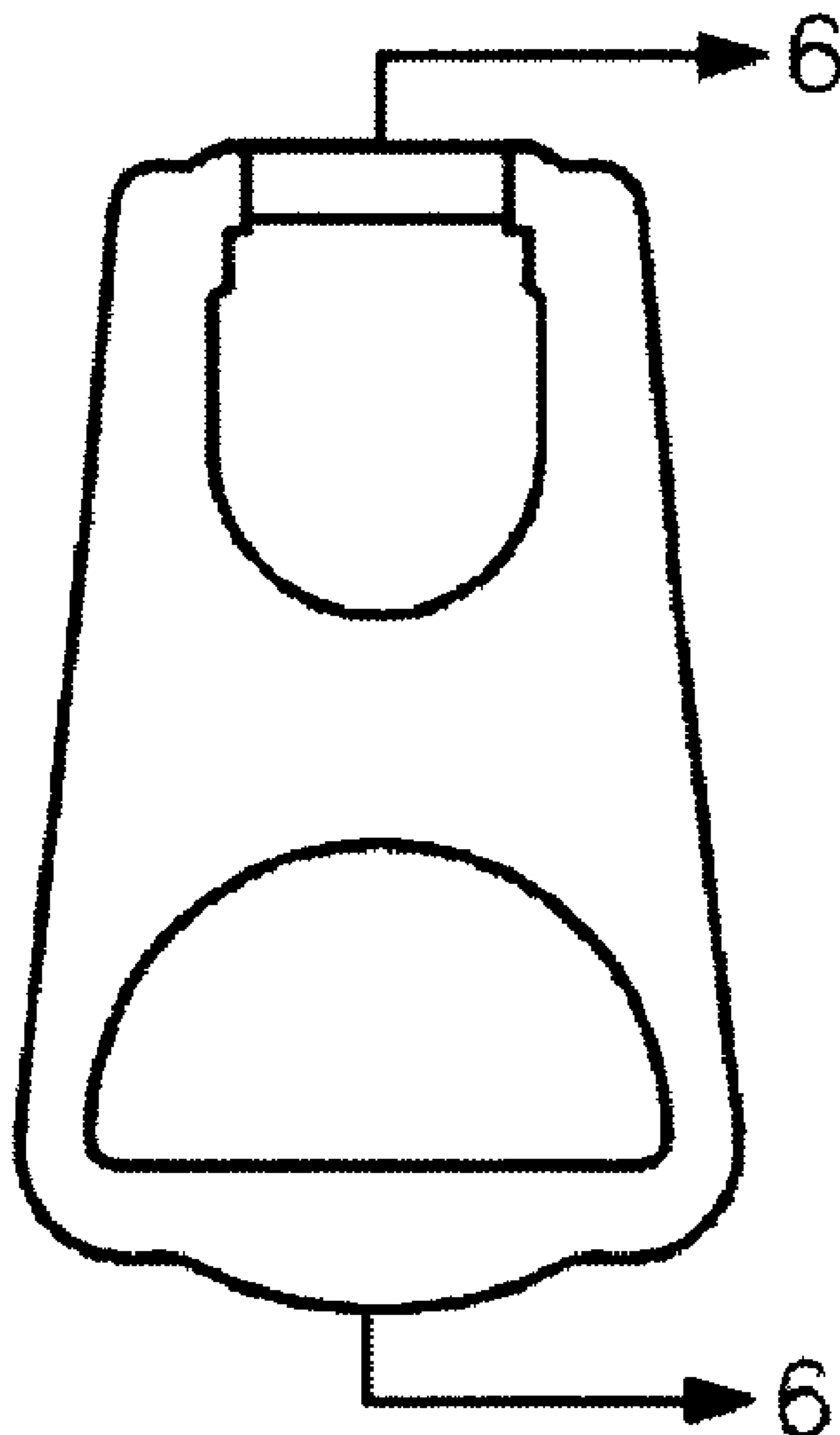
**Reexamination Request:**  
No. 90/014,009, Sep. 1, 2017

**Reexamination Certificate for:**  
Patent No.: **Des. 558,639**  
Issued: **Jan. 1, 2008**  
Appl. No.: **29/271,481**  
Filed: **Jan. 19, 2007**

(56) **References Cited**

To view the complete listing of prior art documents cited during the proceeding for Reexamination Control Number 90/014,009, please refer to the USPTO's public Patent Application Information Retrieval (PAIR) system under the Display References tab.

(51) **LOC (12) Cl.** ..... **02-07** *Primary Examiner* — Ian Simmons



**1**  
**EX PARTE**  
**REEXAMINATION CERTIFICATE**

THE PATENT IS HEREBY AMENDED AS  
INDICATED BELOW.

5

AS A RESULT OF REEXAMINATION, IT HAS BEEN  
DETERMINED THAT:

The claim 1 is cancelled.

10

\* \* \* \* \*