



US00D558636S

(12) **United States Design Patent**  
**Fakier**

(10) **Patent No.:** **US D558,636 S**  
(45) **Date of Patent:** **\*\* Jan. 1, 2008**

(54) **GEMSTONE**

(76) Inventor: **Gregory C. Fakier**, 8029 Main St.,  
Houma, LA (US) 70360

(\*\*) Term: **14 Years**

(21) Appl. No.: **29/225,967**

(22) Filed: **Mar. 22, 2005**

(51) **LOC (8) Cl.** ..... **11-01**

(52) **U.S. Cl.** ..... **D11/90**

(58) **Field of Classification Search** ..... D11/1-2,  
D11/26-29, 89-92; 63/26-28, 32  
See application file for complete search history.

(56) **References Cited**

U.S. PATENT DOCUMENTS

D141,258 S *	5/1945	Fine	.....	D11/90
4,020,649 A	5/1977	Grossbard		
4,118,949 A	10/1978	Grossbard		
4,118,950 A	10/1978	Grossbard		
4,555,916 A	12/1985	Grossbard		
D330,344 S *	10/1992	Hedgecock	.....	D11/90
D419,104 S *	1/2000	Ceulemans	.....	D11/90
D437,671 S *	2/2001	Fajerstein	.....	D1/106
D451,427 S *	12/2001	Tolkowsky	.....	D11/90
D452,457 S *	12/2001	Tolkowsky	.....	D11/90
D457,090 S *	5/2002	Stern	.....	D11/90
D459,676 S *	7/2002	Rydlewicz	.....	D11/90
D460,713 S *	7/2002	Cohen	.....	D11/90
D462,030 S *	8/2002	Rydlewicz	.....	D11/90
6,430,963 B1	8/2002	Friedman et al.		

D463,312 S *	9/2002	Tolkowsky	.....	D11/90
6,604,382 B2 *	8/2003	Shuto	.....	63/32
D479,693 S *	9/2003	Mehta et al.	.....	D11/90
D484,432 S *	12/2003	Sulimani et al.	.....	D11/90
D489,638 S	5/2004	Karni		
D490,743 S	6/2004	Karni		
6,818,280 B2	11/2004	Matsumura et al.		
D511,474 S *	11/2005	Voorn	.....	D11/90

\* cited by examiner

*Primary Examiner*—Ralf Seifert

(74) *Attorney, Agent, or Firm*—Garvey, Smith, Nehrbass &  
North, L.L.C.; Seth M. Nehrbass

(57) **CLAIM**

The ornamental design for a gemstone, as shown and described.

**DESCRIPTION**

FIG. 1 is a top view of a diamond, showing a small-table version of a first embodiment of my new design;

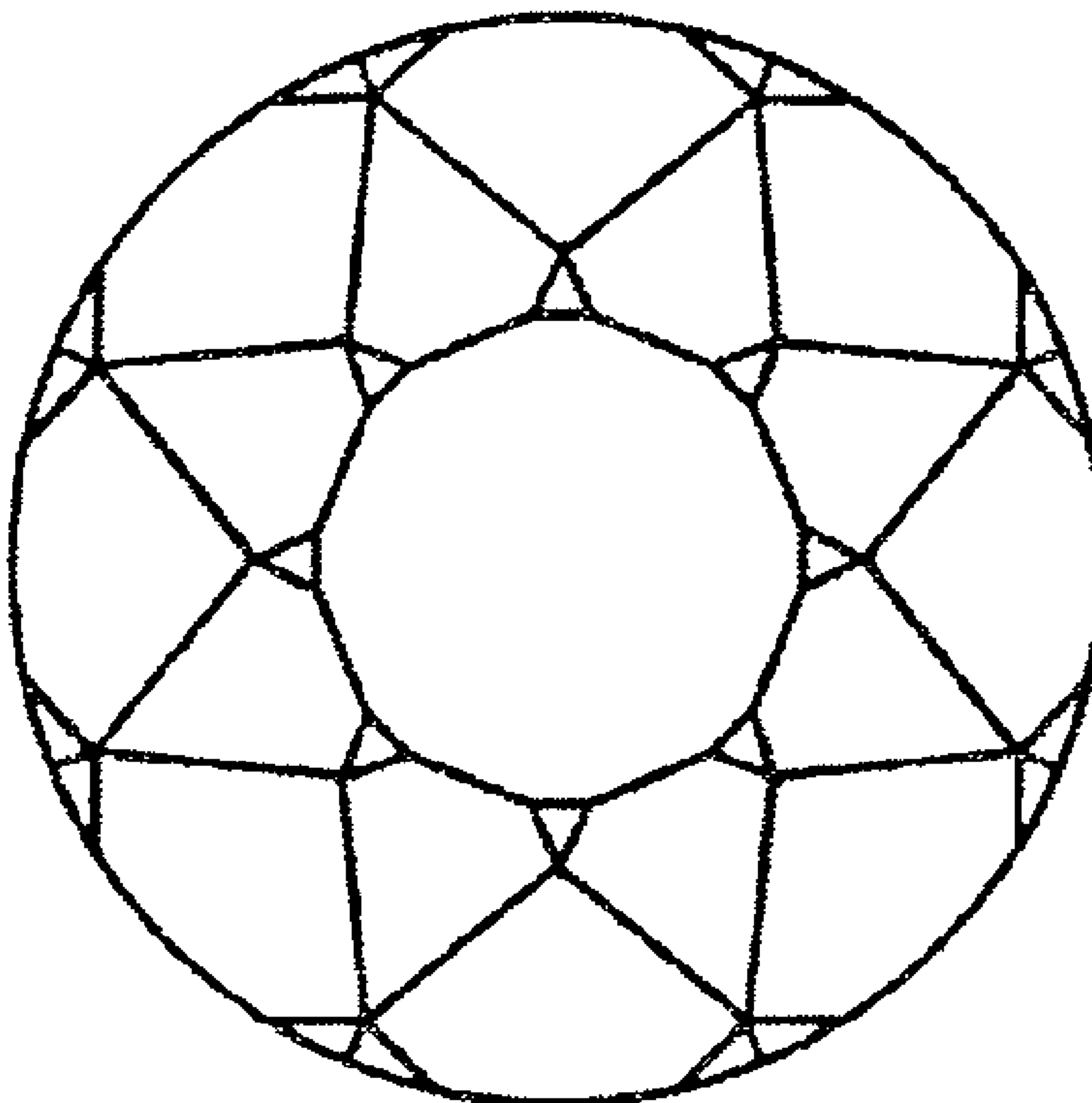
FIG. 2 is a side view of a diamond, showing a small-table version of the first embodiment of my new design;

FIG. 3 is a top view of a diamond, showing a small-table version of a second embodiment of my new design;

FIG. 4 is a side view of a diamond, showing a small-table version of the second embodiment of my new design; and,

FIG. 5 is a bottom view of the diamond of either of the embodiments of the present invention.

**1 Claim, 1 Drawing Sheet**



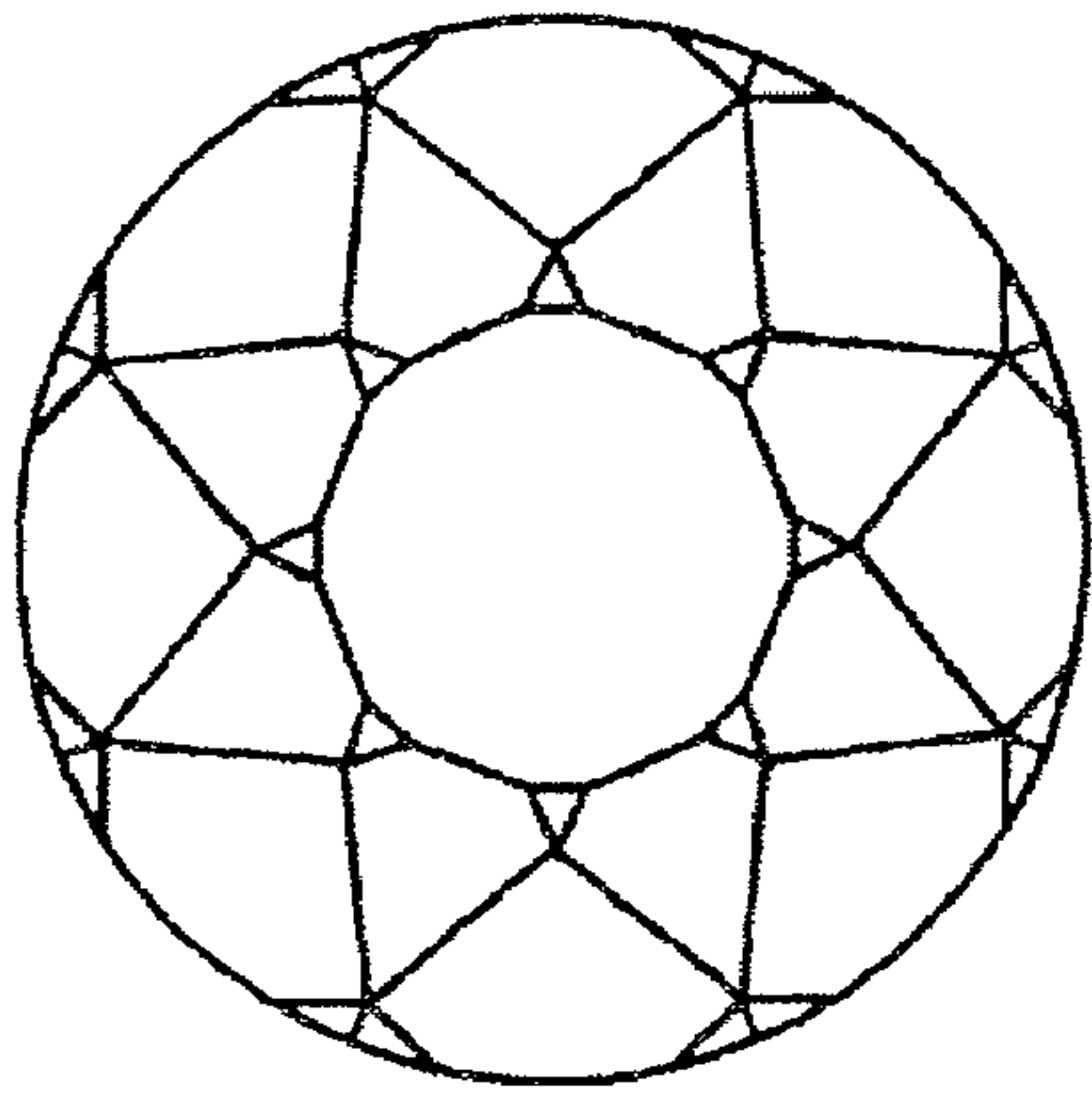


FIG. 1

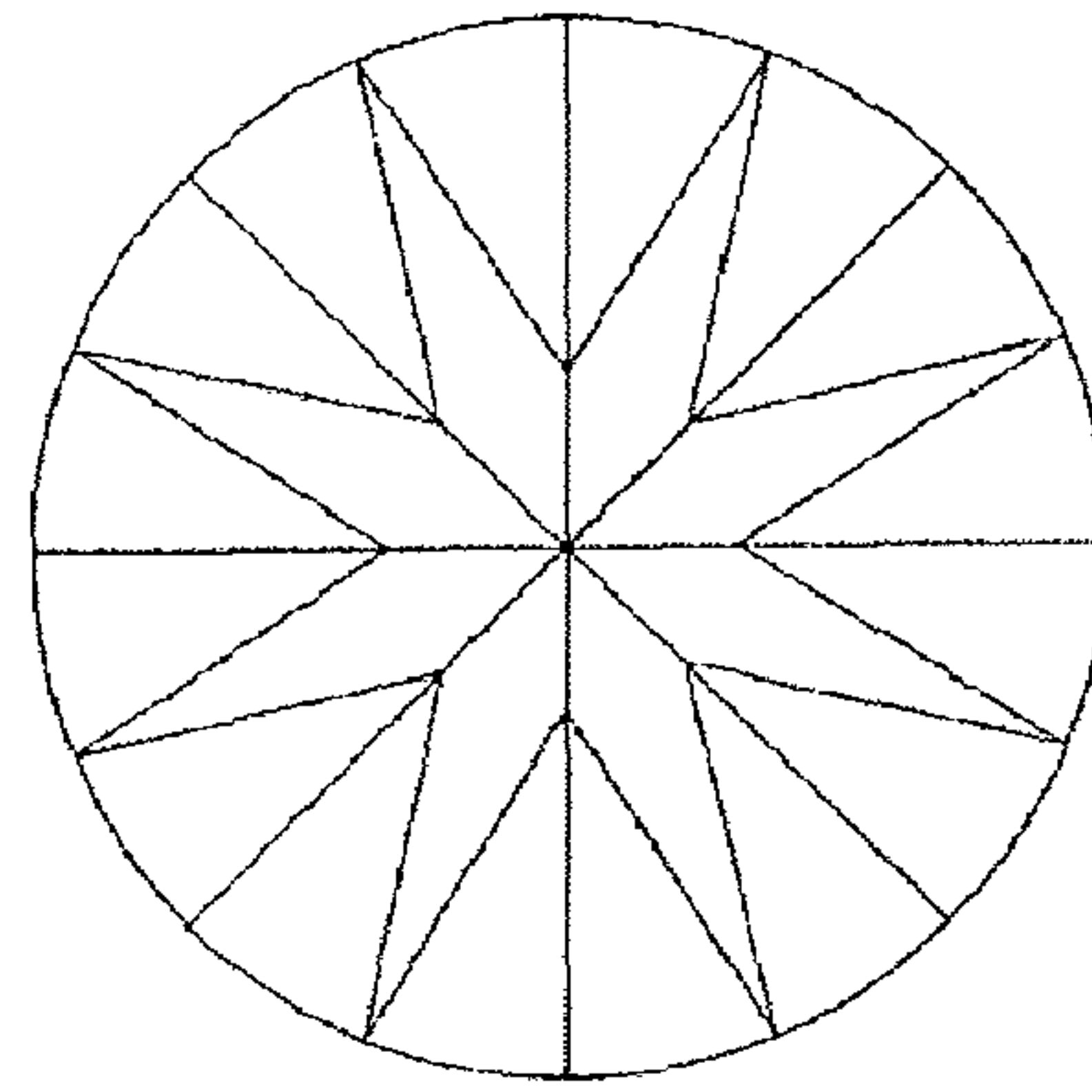


FIG. 5

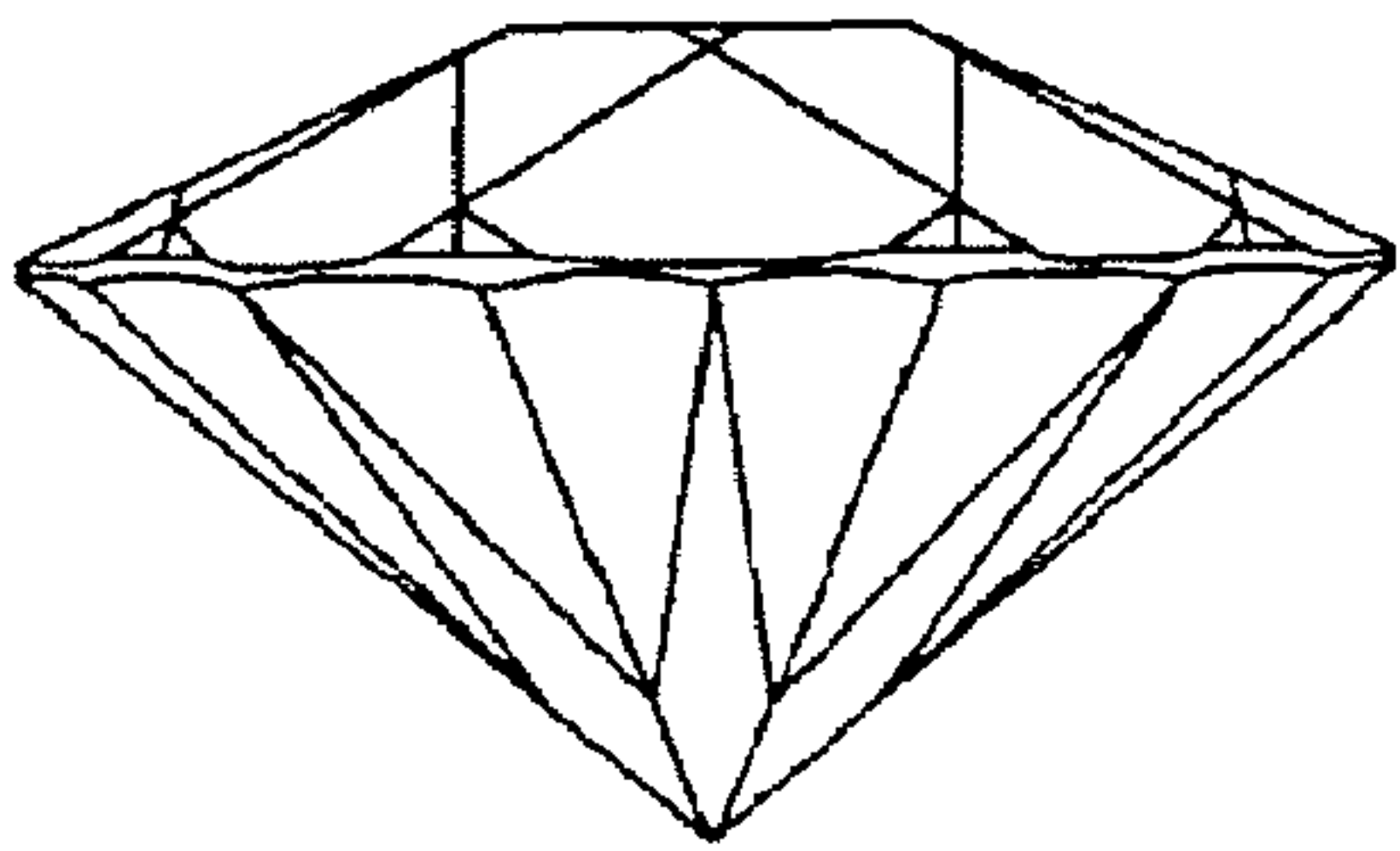


FIG. 2

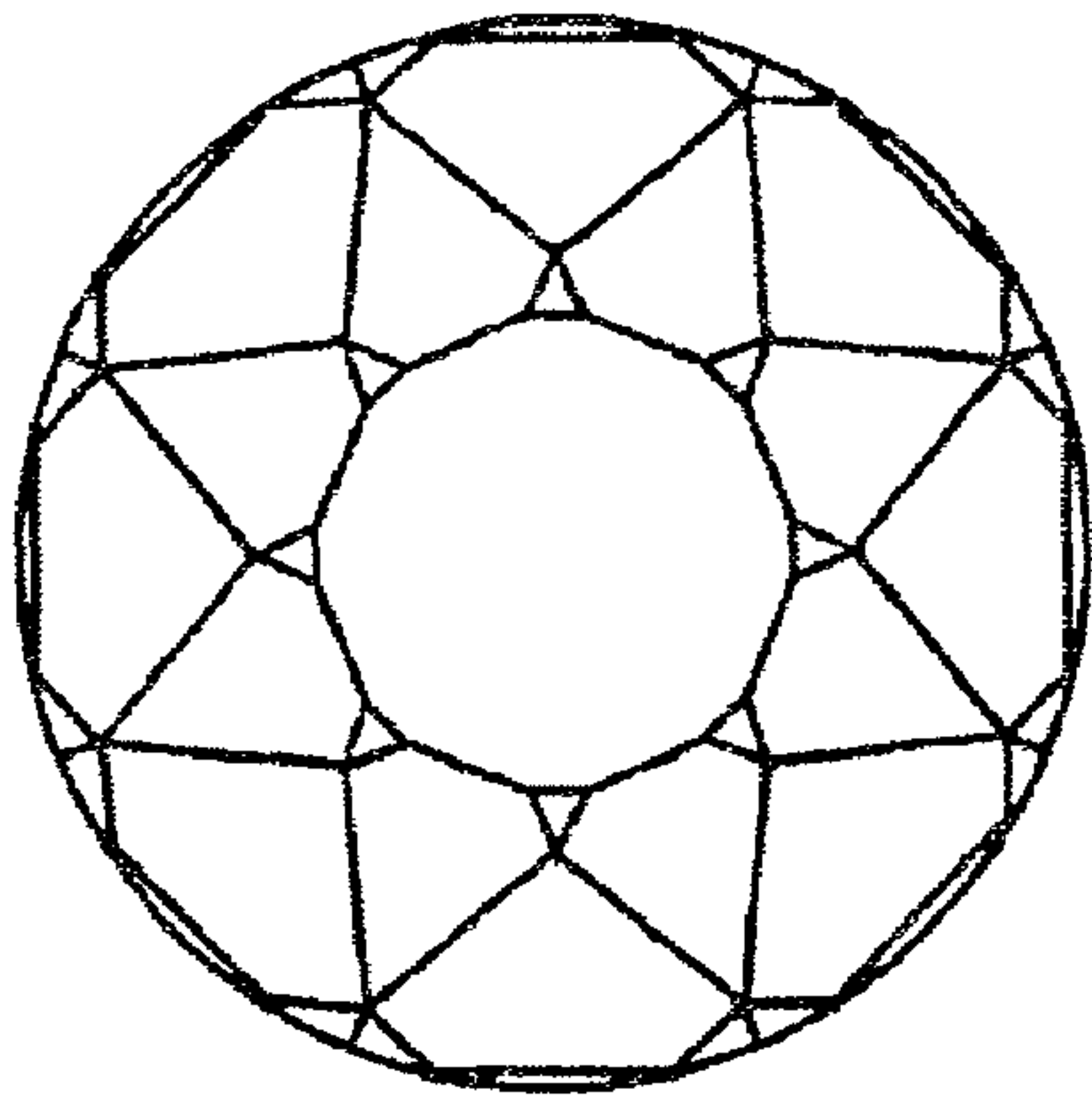


FIG. 3

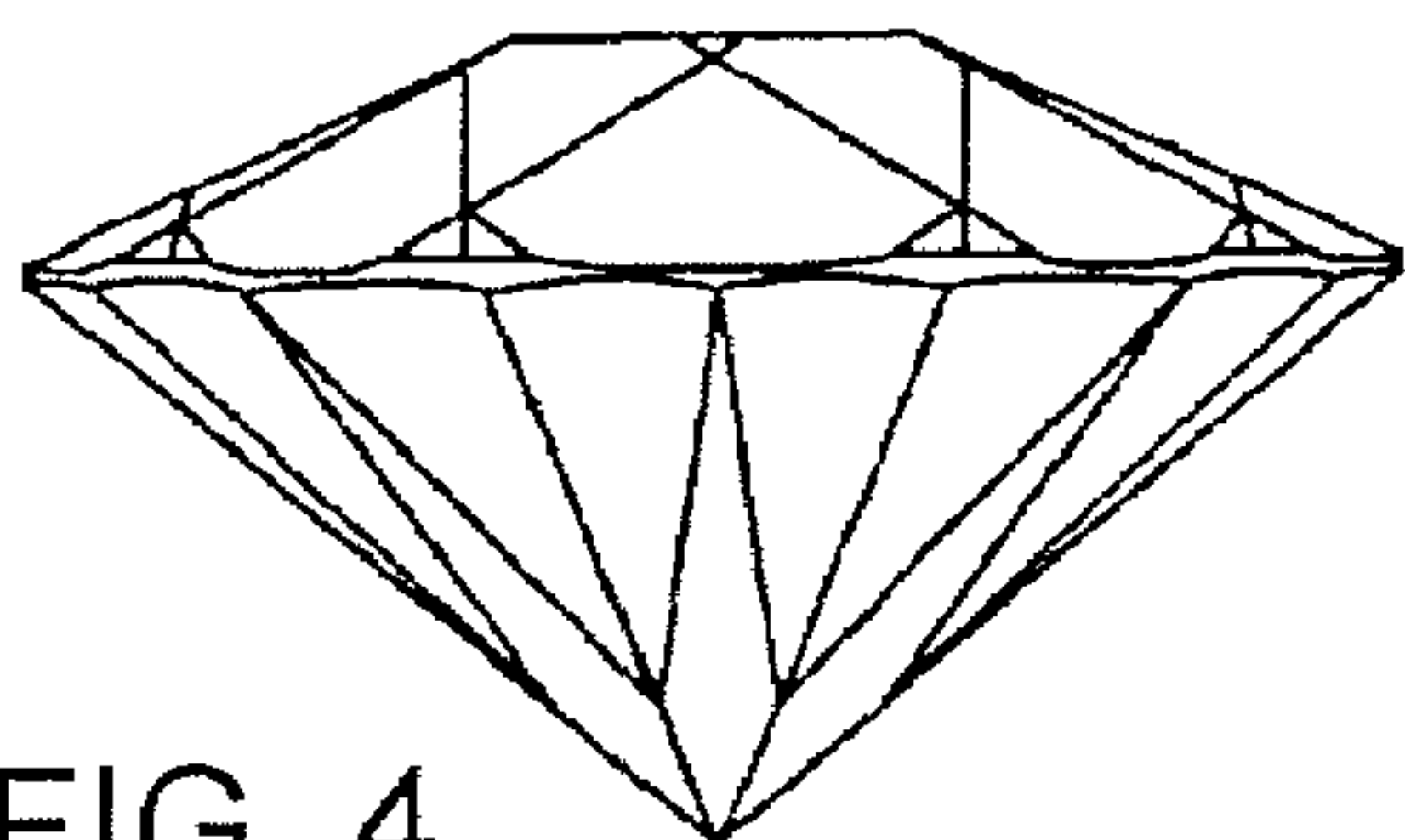


FIG. 4