



US00D558634S

(12) **United States Design Patent**  
**Hardy**

(10) **Patent No.:** **US D558,634 S**  
(45) **Date of Patent:** **\*\* Jan. 1, 2008**

(54) **CHAIN LINK**

(75) Inventor: **Pierre Hardy**, Paris (FR)

(73) Assignee: **Hermes Sellier**, Paris (FR)

(\*\*) Term: **14 Years**

(21) Appl. No.: **29/246,351**

(22) Filed: **Apr. 3, 2006**

(51) **LOC (8) Cl.** ..... **11-01**

(52) **U.S. Cl.** ..... **D11/13**

(58) **Field of Classification Search** ..... D11/1-25,  
D11/32, 93, 94; 59/78, 79.2; 63/1.11, 3,  
63/3.1, 3.2, 5.1, 5.2, 7-11; 224/175

See application file for complete search history.

(56) **References Cited**

**U.S. PATENT DOCUMENTS**

D84,303 S \* 6/1931 Schwab ..... D11/13  
2,650,470 A \* 9/1953 Sennholtz ..... 59/90  
D172,913 S \* 8/1954 Weinacker ..... D11/17  
3,544,092 A \* 12/1970 Boron ..... 59/78

D313,571 S \* 1/1991 Brom ..... D11/86  
D415,058 S \* 10/1999 Haase ..... D11/3  
6,256,974 B1 \* 7/2001 Shanks, Sr. .... 59/85  
D483,286 S \* 12/2003 Hardy ..... D11/3  
D493,118 S \* 7/2004 Neri ..... D11/13

\* cited by examiner

*Primary Examiner*—Cathron Brooks

*Assistant Examiner*—Michael A. Pratt

(74) *Attorney, Agent, or Firm*—Darby & Darby P.C.

(57) **CLAIM**

The ornamental design for a chain link, as shown and described.

**DESCRIPTION**

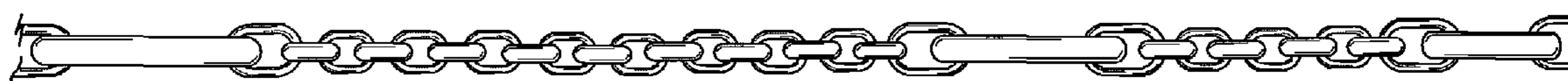

FIG. 1 is a front elevation view of a chain link showing my new design;

FIG. 2 is an enlarged right end elevation view thereof;

FIG. 3 is an enlarged left end elevation view thereof; and,

FIG. 4 is a side elevation view thereof.

**1 Claim, 1 Drawing Sheet**



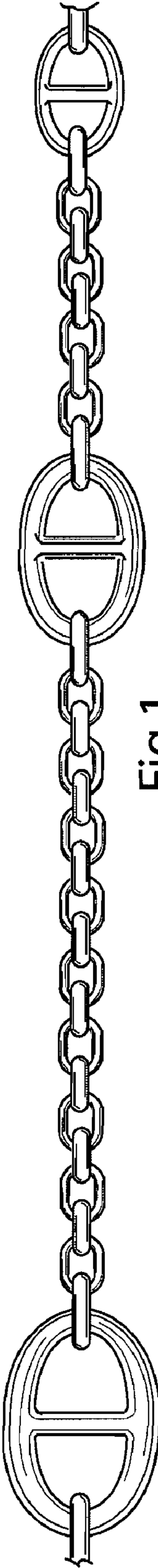


Fig. 1

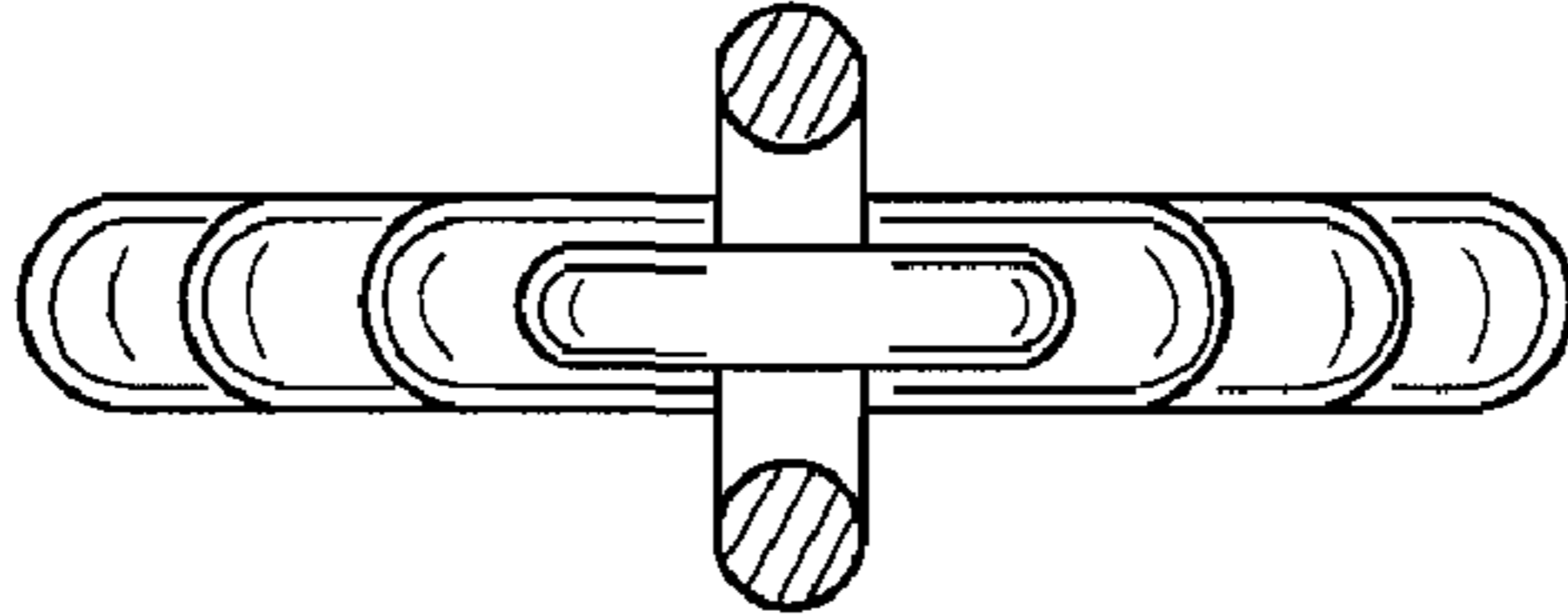


Fig. 2

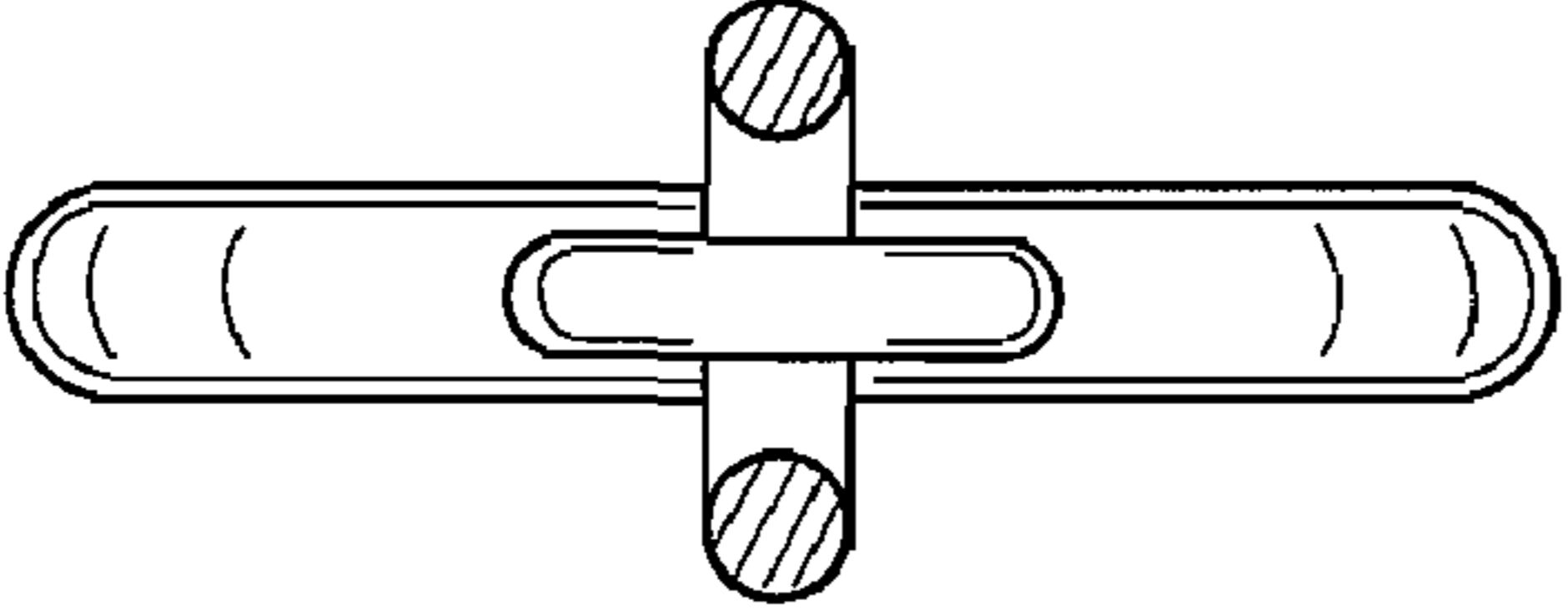


Fig. 3

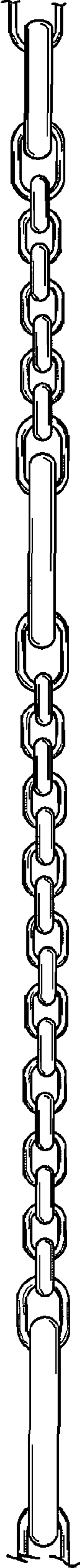


Fig. 4