



US00D558631S

(12) **United States Design Patent**
Nataf

(10) **Patent No.:** **US D558,631 S**
(45) **Date of Patent:** **** Jan. 1, 2008**

(54) **WATCH DIAL**

(75) Inventor: **Thierry Nataf**, Paris (FR)
(73) Assignee: **Zenith International, S.A.** (CH)
(**) Term: **14 Years**
(21) Appl. No.: **29/264,521**
(22) Filed: **Aug. 11, 2006**

(30) **Foreign Application Priority Data**

Feb. 13, 2006 (WO) DM/067 499

(51) **LOC (8) Cl.** **10-07**
(52) **U.S. Cl.** **D10/126; D10/124**
(58) **Field of Classification Search** D10/123–126,
D10/129, 30–39; 368/223, 228, 229, 231,
368/232, 233, 234, 235, 285, 276, 281–283,
368/318

See application file for complete search history.

(56) **References Cited**

U.S. PATENT DOCUMENTS

785,440 A * 3/1905 Schatzmann 368/229
2,361,563 A * 10/1944 Pellaton 368/80
2,564,270 A * 8/1951 McMillen 368/228
3,427,800 A * 2/1969 Blum 368/223
D452,175 S * 12/2001 Finazzi D10/39
D496,874 S * 10/2004 Nataf D10/126
D497,321 S * 10/2004 Nataf D10/126
6,826,122 B2 * 11/2004 Zaugg 368/28
D505,342 S * 5/2005 Hayek D10/39
D519,390 S * 4/2006 Lovegrove D10/39
D524,182 S * 7/2006 Nataf D10/126
D524,677 S * 7/2006 Nataf D10/126
D528,032 S * 9/2006 Lovegrove D10/126

OTHER PUBLICATIONS

Watches International VI, The Original Annual of the World's Finest Wristwatches, copyright 2005, Tourbillon International, LLC., P. 134, Breguet watches.*
Watches International VI, The Original Annual of the World's Finest Wristwatches, copyright 2005, Tourbillon International, LLC., p. 191, Corum "Tourbillon Saphir 2004" watch.*
Watches International VI, The Original Annual of the World's Finest Wristwatches, copyright 2005, Tourbillon International, LLC., p. 523, Zenith watches.*

* cited by examiner

Primary Examiner—Lucy Lieberman

(74) *Attorney, Agent, or Firm*—Lott & Friedland, P.A.

(57) **CLAIM**

The ornamental design for a watch dial, substantially as shown and described.

DESCRIPTION

FIG. 1 is a perspective view of the watch dial of the present invention;

FIG. 2 is a front view of the watch dial shown in FIG. 1;

FIG. 3 is a rear view of the watch dial shown in FIG. 1;

FIG. 4 is a left side elevational view of the watch dial shown in FIG. 1;

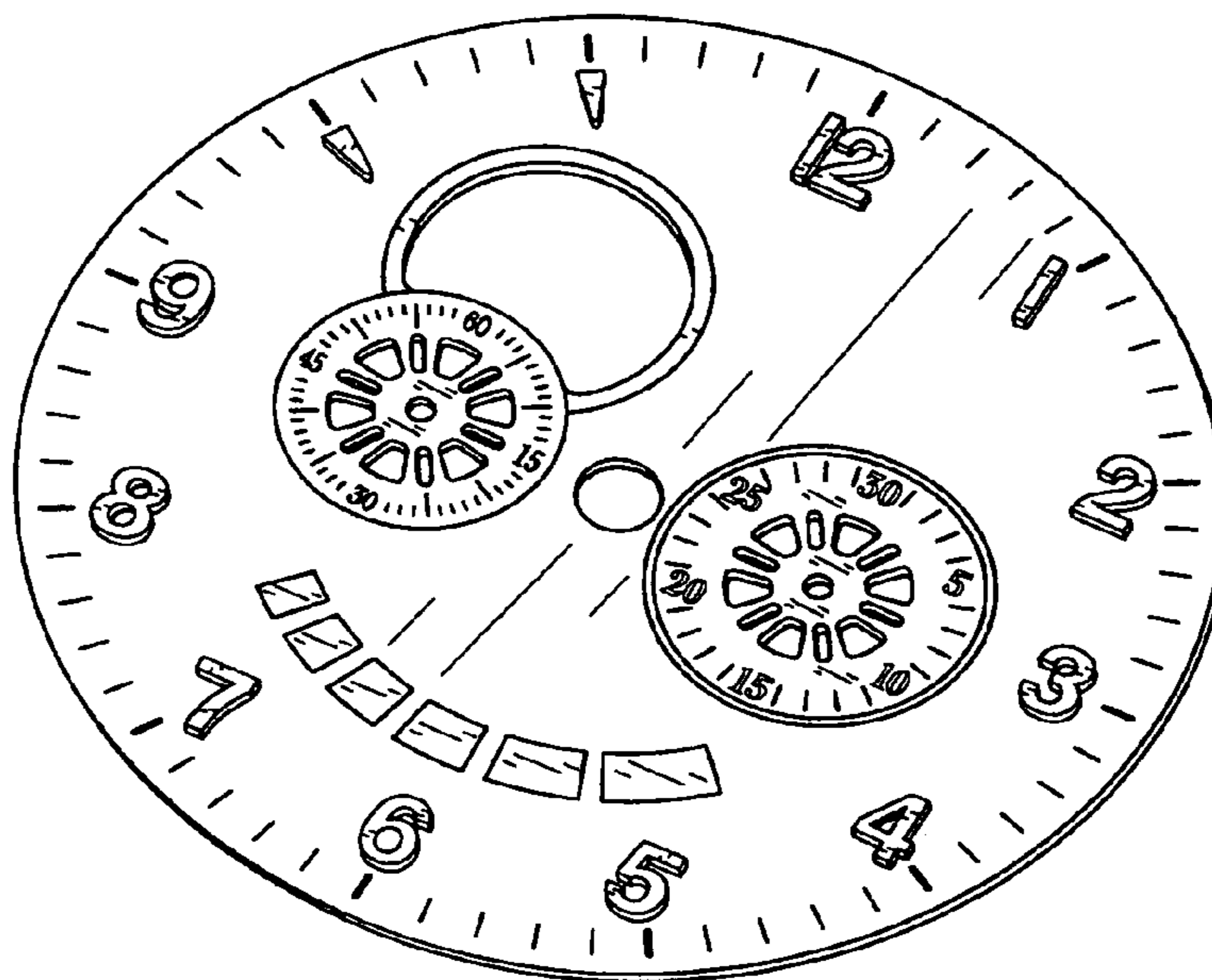
FIG. 5 is a right side elevational view of the watch dial shown in FIG. 1;

FIG. 6 is a top view of the watch dial shown in FIG. 1; and,

FIG. 7 is a bottom view of the watch dial shown in FIG. 1.

The broken lines shown in FIGS. 4 through 7 are for illustrative purposes only and form no part of the claimed design.

1 Claim, 5 Drawing Sheets



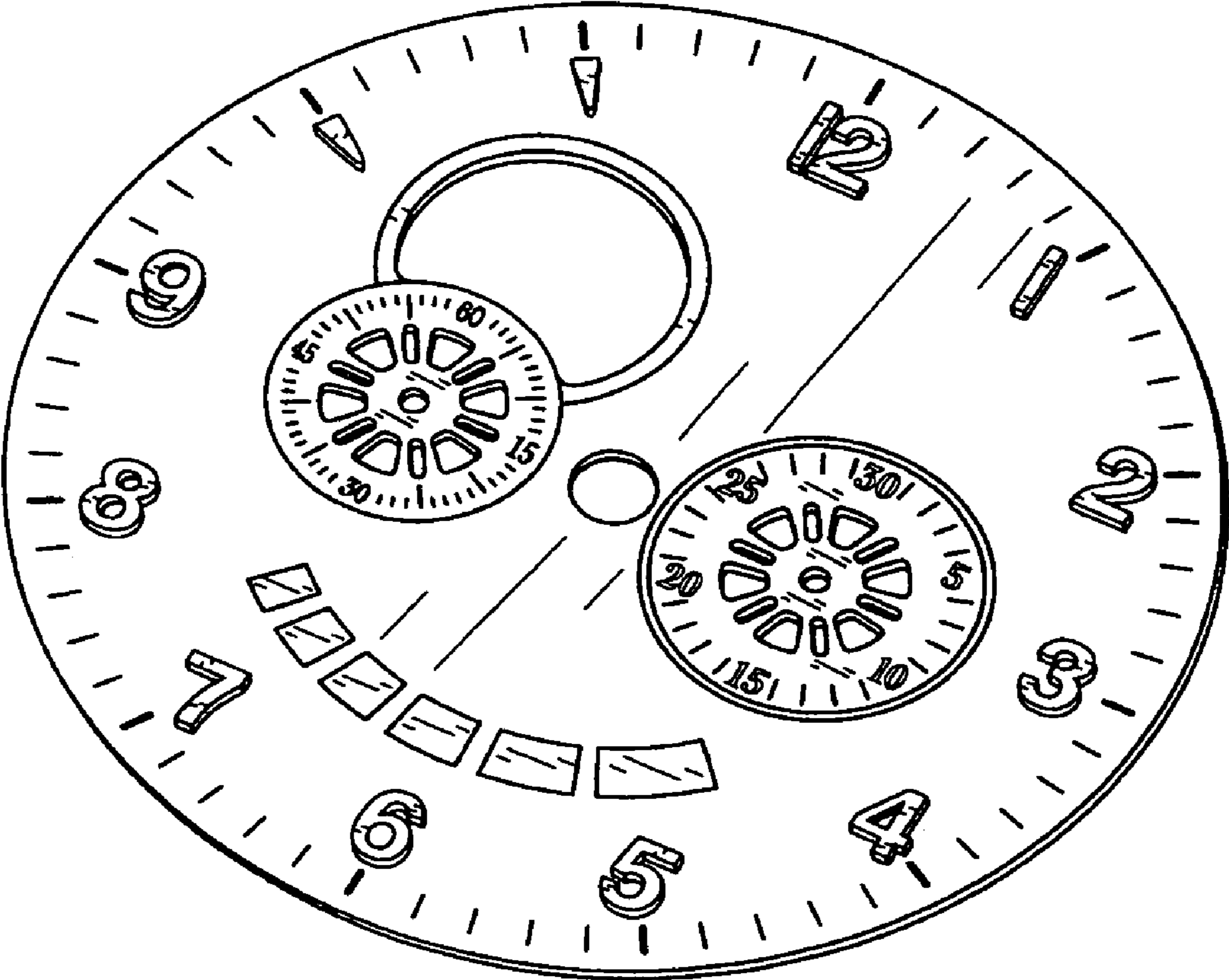


FIG. 1




FIG. 2

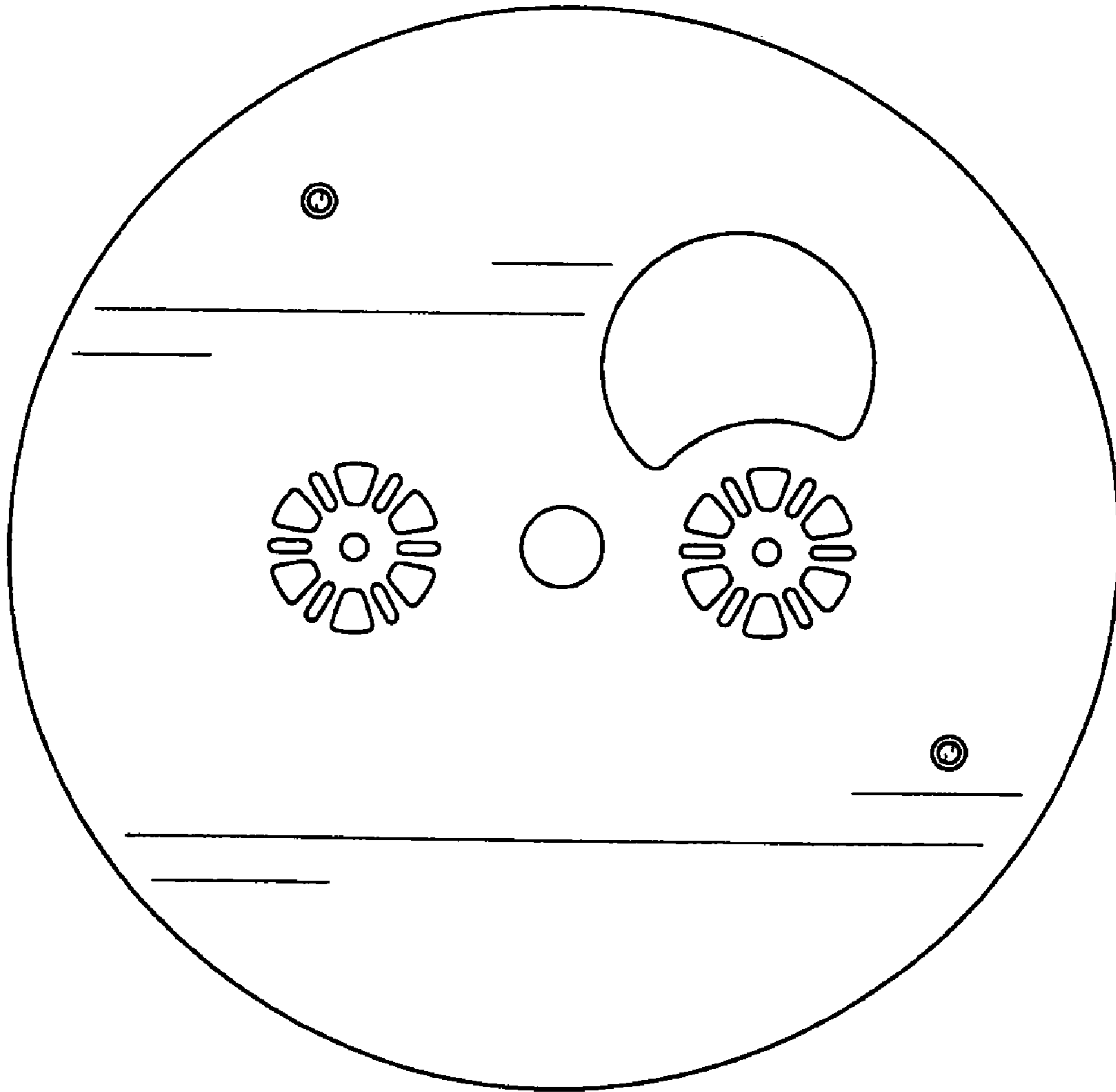


FIG. 3

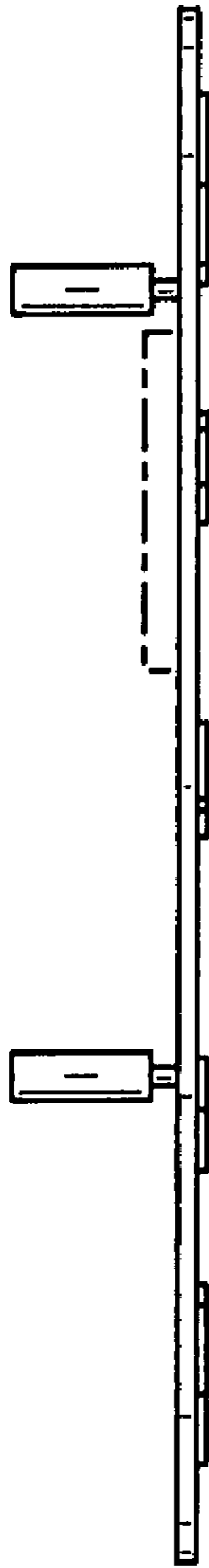


FIG. 4

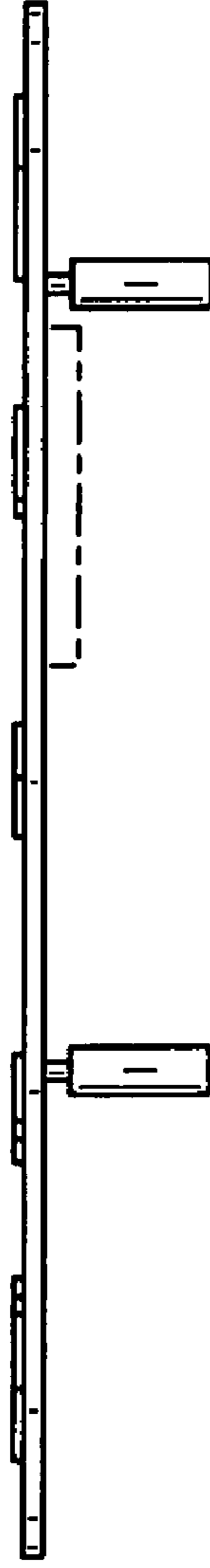


FIG. 5

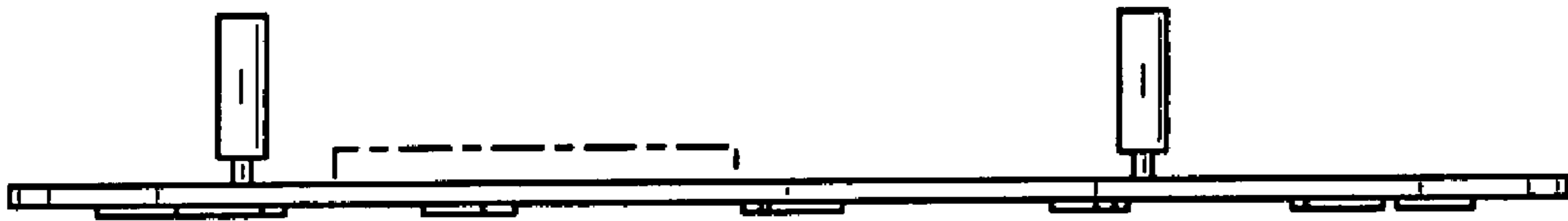


FIG. 6

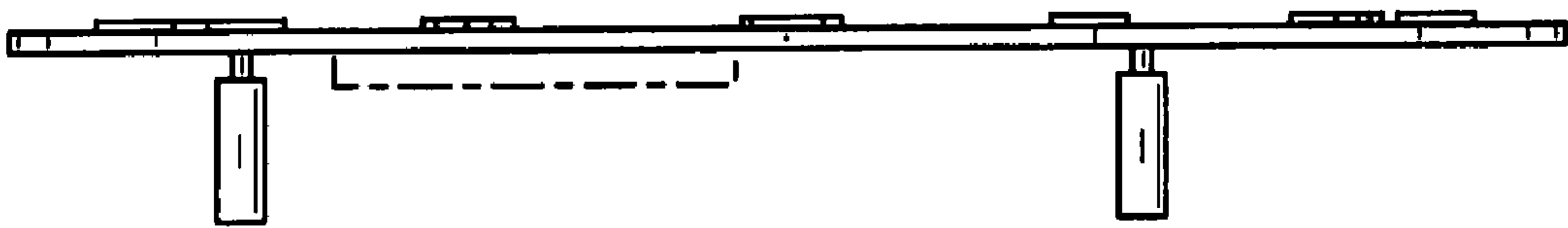


FIG. 7