



US00D558609S

(12) **United States Design Patent**
Iff

(10) **Patent No.:** **US D558,609 S**

(45) **Date of Patent:** **** Jan. 1, 2008**

(54) **WATCH**

(75) Inventor: **Christelle Iff**, Peseux (CH)

(73) Assignee: **Richemont International, S.A.**,
Bellevue-Geneva (CH)

(**) Term: **14 Years**

(21) Appl. No.: **29/281,365**

(22) Filed: **Jun. 21, 2007**

(30) **Foreign Application Priority Data**

Dec. 22, 2006 (CH) DM/068472

(51) **LOC (8) Cl.** **10-02**

(52) **U.S. Cl.** **D10/32**

(58) **Field of Classification Search** D10/30-39,
D10/123-126; 368/276, 281, 282, 285, 80,
368/223, 228, 232; D11/3; 63/3, 3.1; 224/164
See application file for complete search history.

(56) **References Cited**

U.S. PATENT DOCUMENTS

1,871,896	A	*	8/1932	Manheimer	368/282
2,958,449	A	*	11/1960	Chappell	224/164
D250,749	S	*	1/1979	Perrin	D10/39
D303,635	S	*	9/1989	Kurzina	D10/32
D327,655	S	*	7/1992	Ng	D10/32
D390,123	S	*	2/1998	Kennedy	D10/30
D390,130	S	*	2/1998	Kennedy	D10/32
D400,445	S	*	11/1998	Voegeli	D10/32
D405,016	S	*	2/1999	Bach	D10/32
D413,819	S	*	9/1999	Voegeli	D10/32
D423,950	S	*	5/2000	Bulgari	D10/32

D465,422	S	*	11/2002	Mantovani	D10/30
D471,823	S	*	3/2003	Dahmen	D10/32
D473,478	S	*	4/2003	d'Origny	D10/39
D479,137	S	*	9/2003	Kauffmann	D10/39
D494,873	S	*	8/2004	Junod	D10/32
D510,281	S	*	10/2005	Emery et al.	D10/32
D513,998	S	*	1/2006	Emery et al.	D10/32
D517,929	S	*	3/2006	Rabassa	D10/39
D526,218	S	*	8/2006	Krieger	D10/39

OTHER PUBLICATIONS

Photo from Piaget 2005 Catalogue, photographer, Helmut Stelzenberger, Switzerland, Jul. 2005.

* cited by examiner

Primary Examiner—Lucy Lieberman

(74) *Attorney, Agent, or Firm*—Kalow & Springut, LLP

(57) **CLAIM**

The ornamental design for a watch, as shown and described.

DESCRIPTION

FIG. 1 is a front view of a watch showing my new design.

FIG. 2 is a back view of the watch.

FIG. 3 is a right side view of the watch.

FIG. 4 is a left side view of the watch.

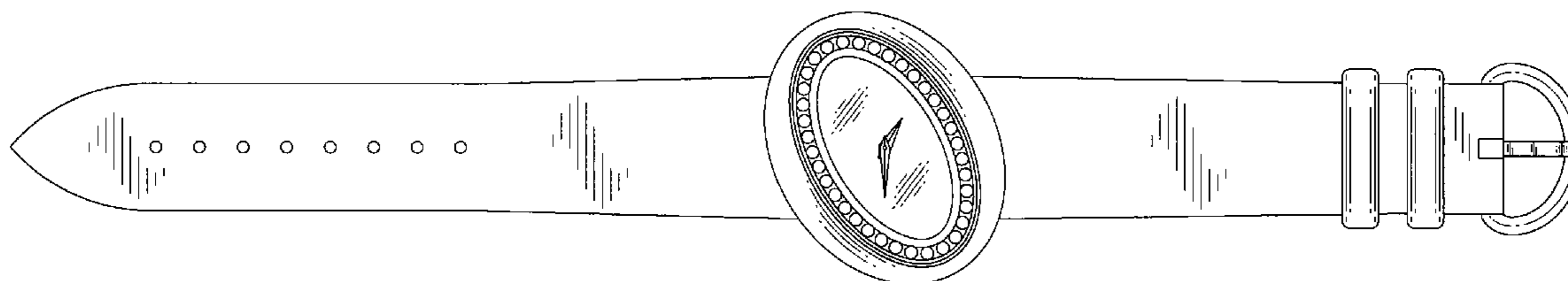
FIG. 5 is top view of the watch.

FIG. 6 is bottom view of the watch; and,

FIG. 7 is a perspective view of the watch.

The broken lines in the drawings are for illustrative purposes only and form no part of the claimed design.

1 Claim, 3 Drawing Sheets



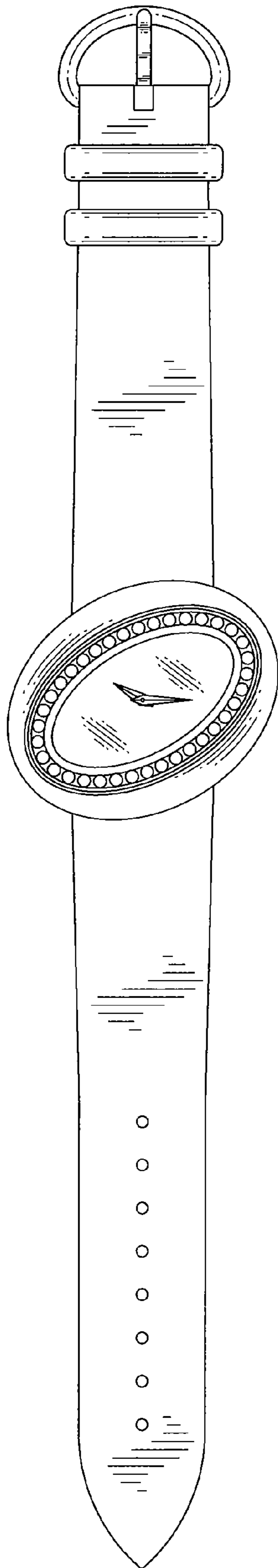


FIG. 1

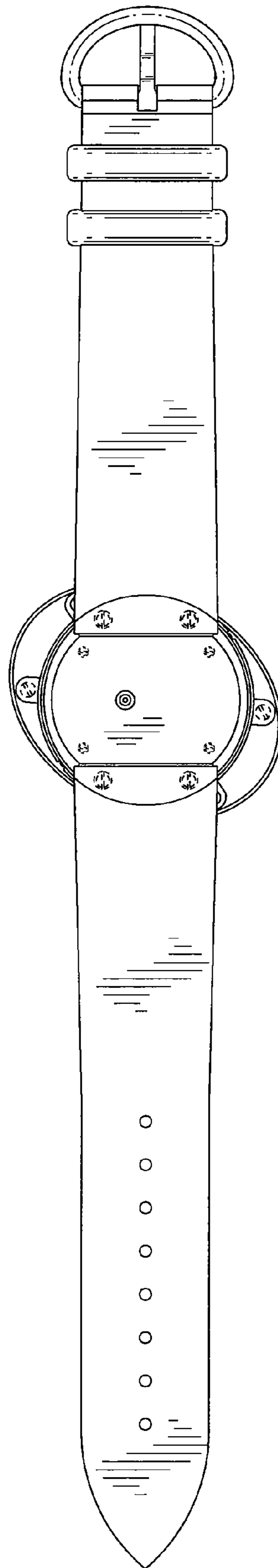


FIG. 2

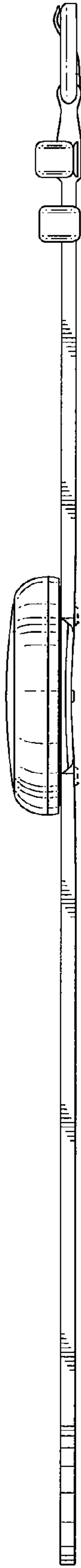


FIG. 3

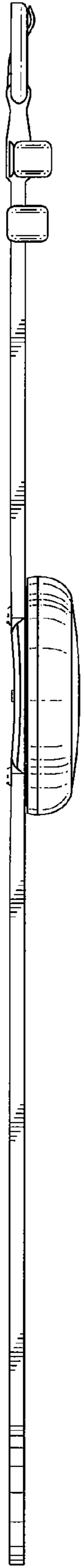


FIG. 4

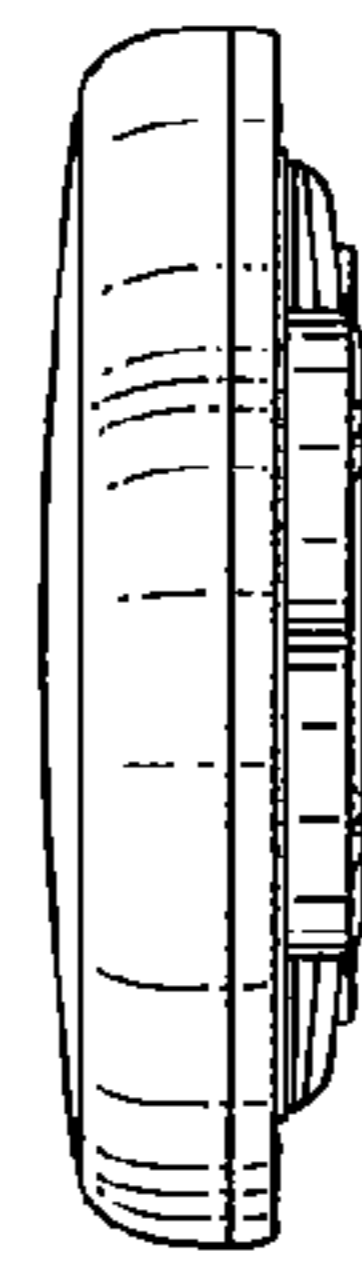


FIG. 5

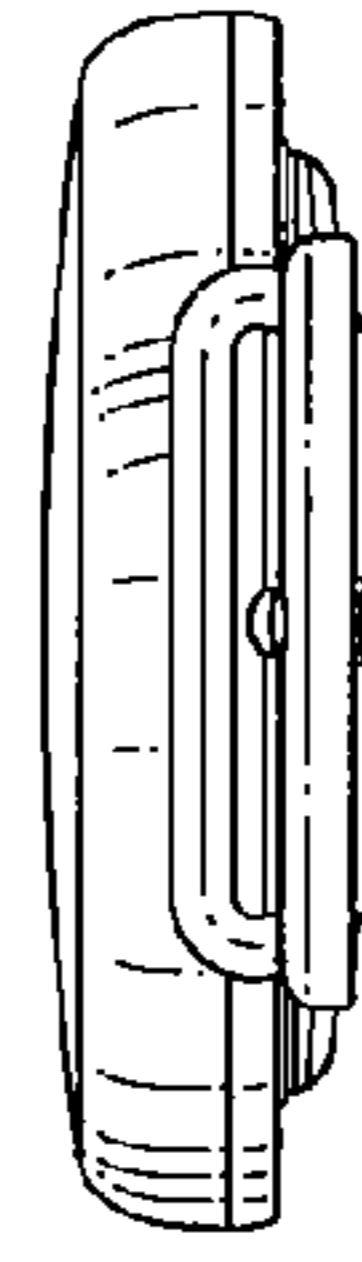


FIG. 6

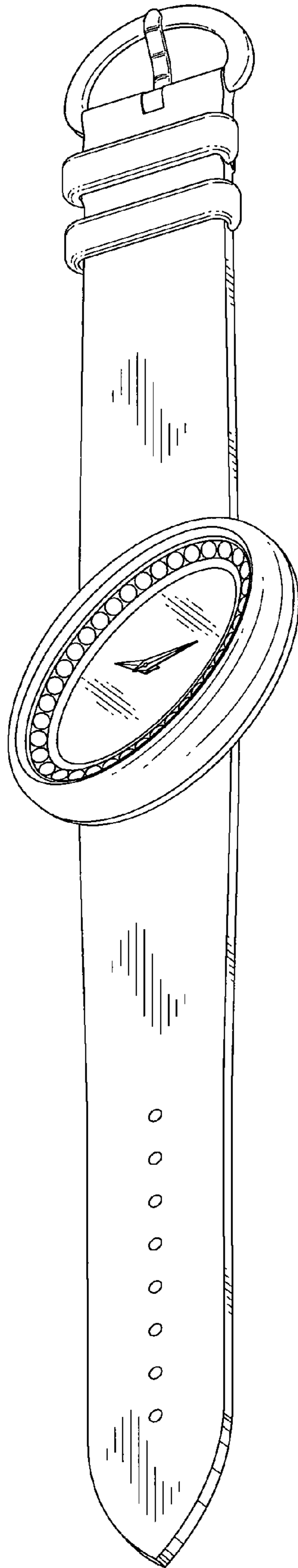


FIG. 7