



US00D558606S

(12) **United States Design Patent**  
**Watson et al.**

(10) **Patent No.:** **US D558,606 S**  
(45) **Date of Patent:** **\*\* Jan. 1, 2008**

(54) **RAZOR ORGANIZER**

(75) Inventors: **Brian Patrick Watson**, Lincoln, RI (US); **Soojung Ham**, Providence, RI (US)

(73) Assignee: **The Gillette Company**, Boston, MA (US)

(\*\*) Term: **14 Years**

(21) Appl. No.: **29/261,516**

(22) Filed: **Jun. 15, 2006**

(51) **LOC (8) Cl.** ..... **09-03**

(52) **U.S. Cl.** ..... **D9/749**

(58) **Field of Classification Search** ..... D9/415, D9/416, 737, 748, 749, 430-432; D3/201, D3/205; D6/512, 526; D28/73; 220/608; 206/351, 352, 372, 581, 354-360, 208, 228, 206/493, 775, 240

See application file for complete search history.

(56) **References Cited**

U.S. PATENT DOCUMENTS

- 3,586,158 A 6/1971 Muscatiello
- D256,995 S \* 9/1980 Kiraly ..... D9/749
- D258,270 S \* 2/1981 Gray ..... D9/749
- D320,342 S 10/1991 Gray
- 5,457,887 A \* 10/1995 Grange ..... 30/541
- D364,060 S \* 11/1995 Lai ..... D6/526
- D370,844 S 6/1996 Shurtleff et al.
- D373,444 S 9/1996 Shurtleff et al.

- 5,782,346 A 7/1998 Gray et al.
- D399,421 S 10/1998 Gray
- D401,145 S 11/1998 Gray
- 5,903,978 A \* 5/1999 Prochaska et al. .... 30/34.05
- D425,296 S 5/2000 Shurtleff
- D433,187 S \* 10/2000 Dettman ..... D28/44
- D494,796 S \* 8/2004 Dansreau et al. .... D6/526

FOREIGN PATENT DOCUMENTS

EP 1 407 684 A1 4/2004

\* cited by examiner

*Primary Examiner*—Stella M. Reid

*Assistant Examiner*—Mark Goodwin

(74) *Attorney, Agent, or Firm*—Kevin C. Johnson

(57) **CLAIM**

The ornamental design for a razor organizer, as shown and described.

**DESCRIPTION**

FIG. 1 is a perspective view as seen from the top, front and right side of a razor organizer showing my new design;

FIG. 2 is a top plan view thereof;

FIG. 3 is a right side elevational view thereof;

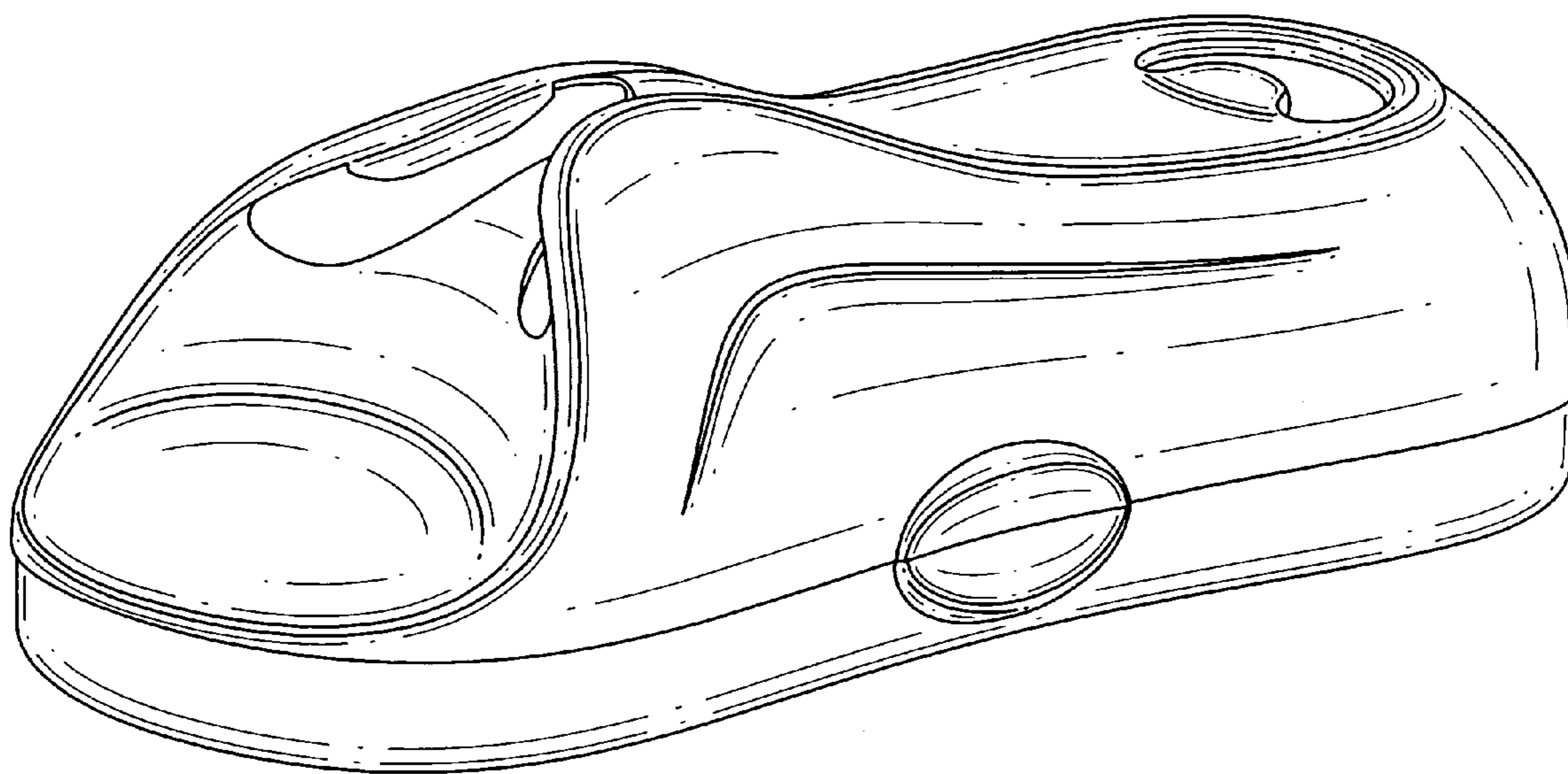
FIG. 4 is a bottom plan view thereof;

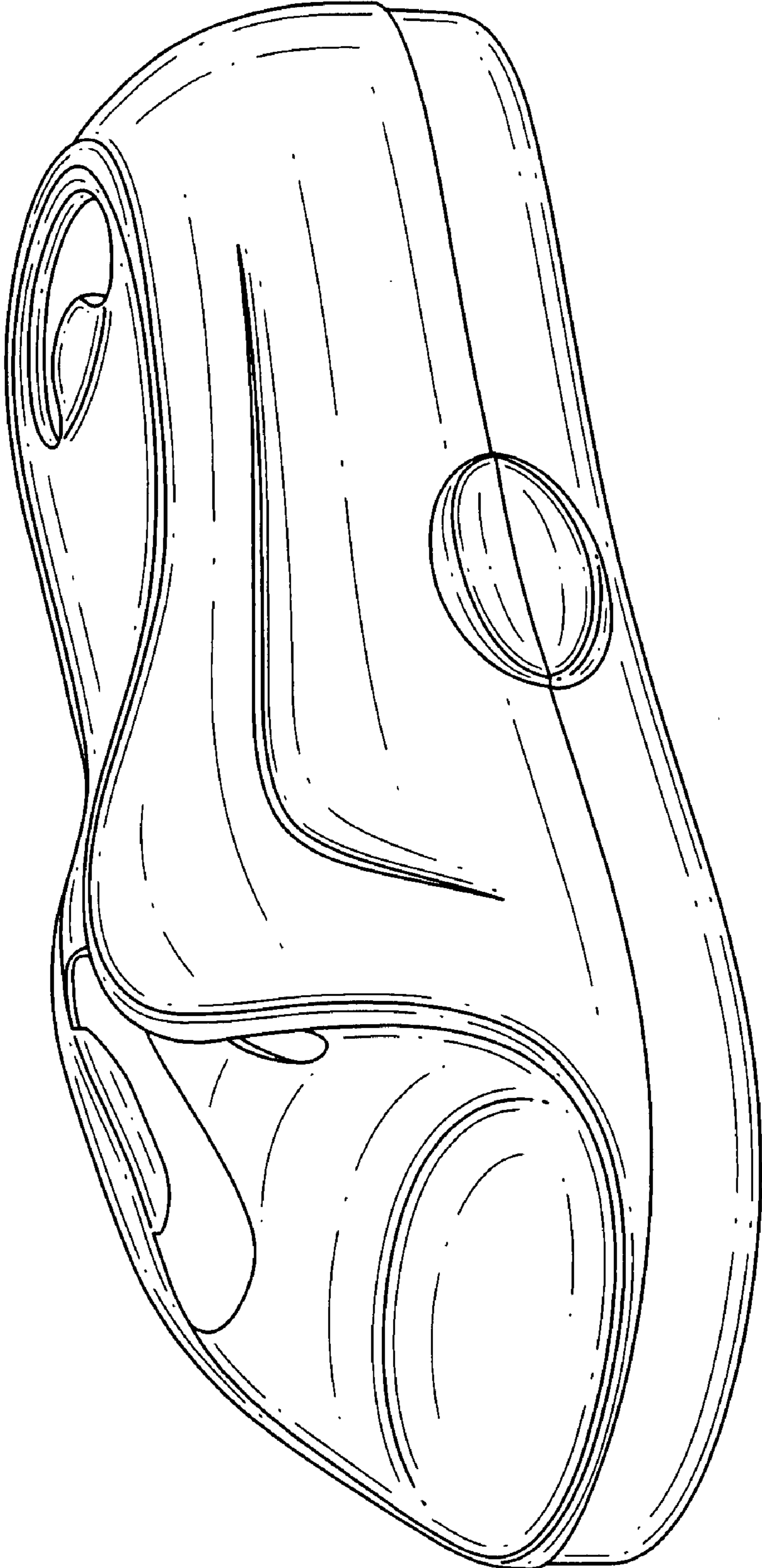
FIG. 5 is a left side elevational view thereof;

FIG. 6 is a front elevational view thereof; and,

FIG. 7 is a rear elevational view thereof.

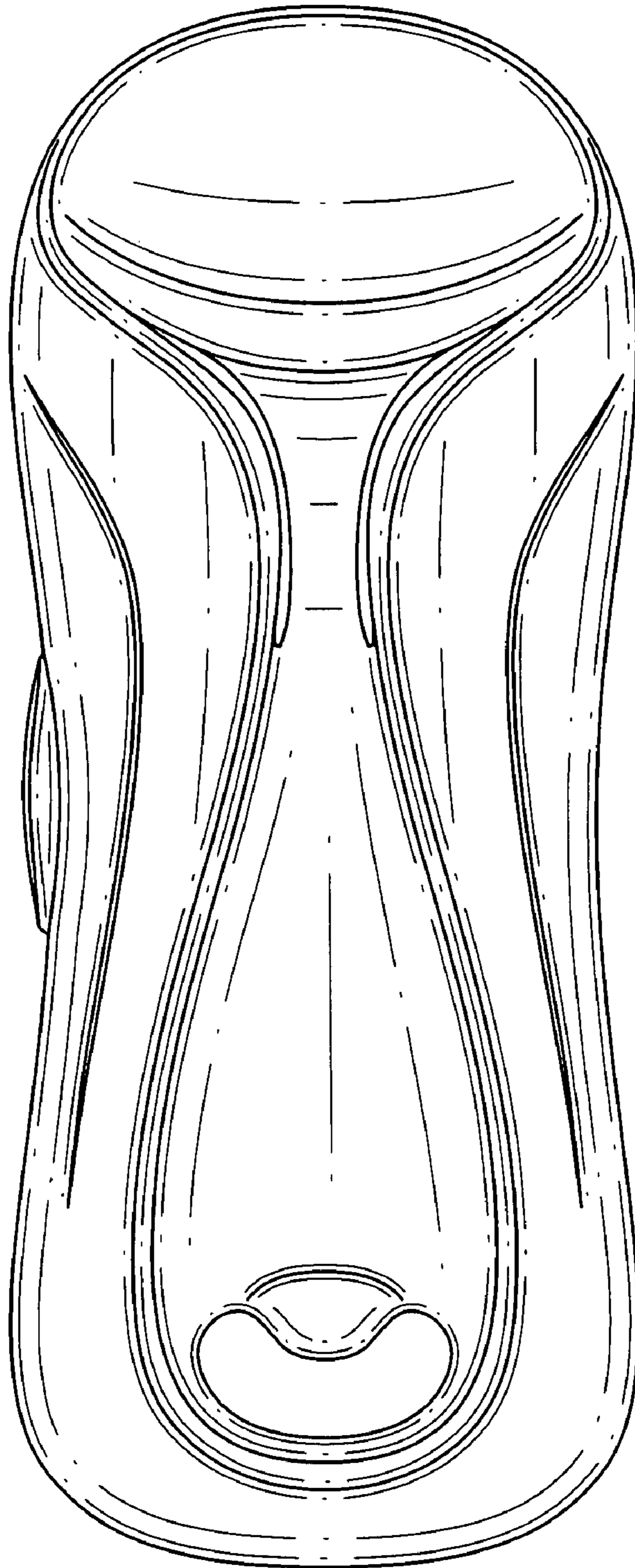
**1 Claim, 6 Drawing Sheets**



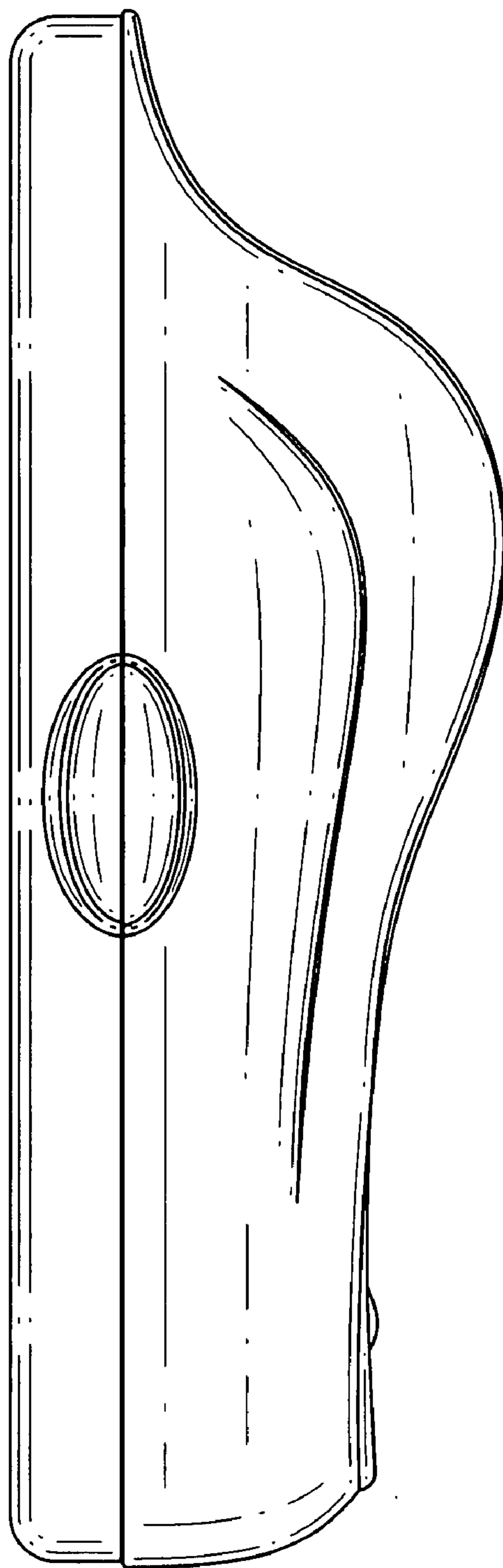


**FIG. 1**

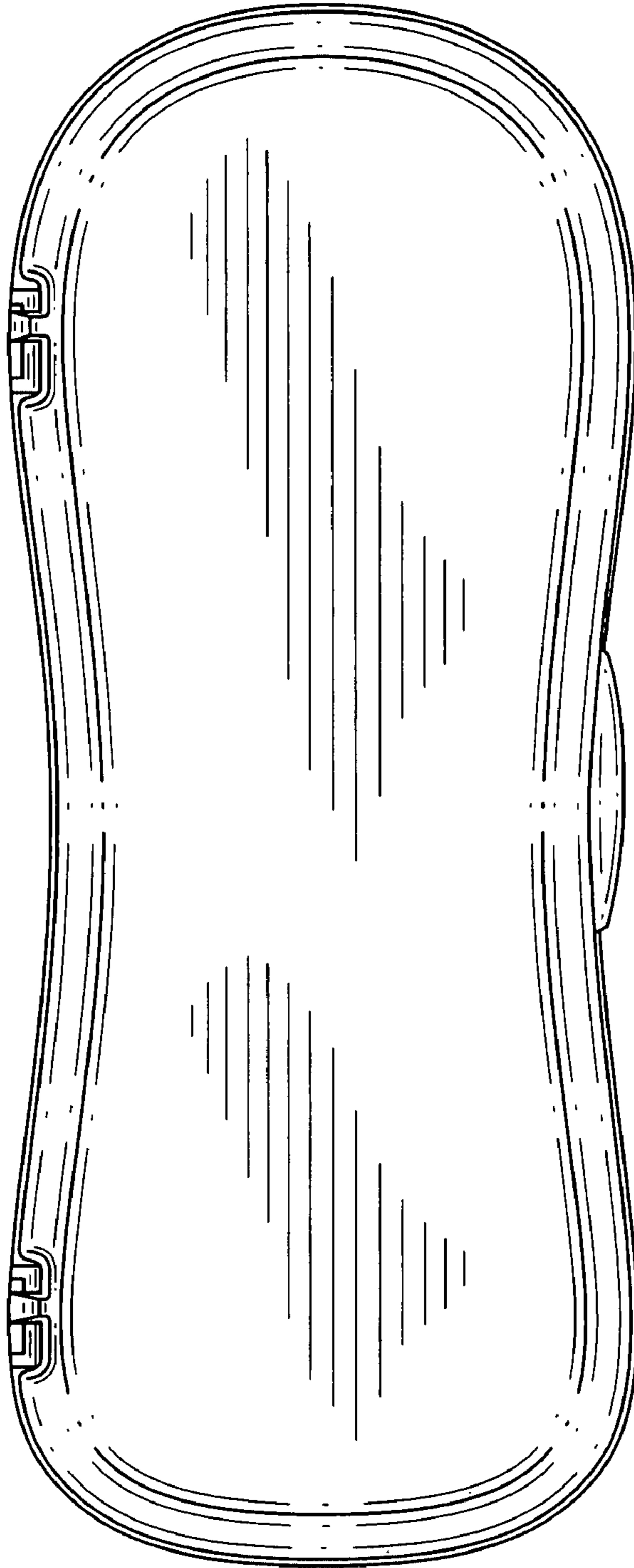
**FIG. 2**



**FIG. 3**

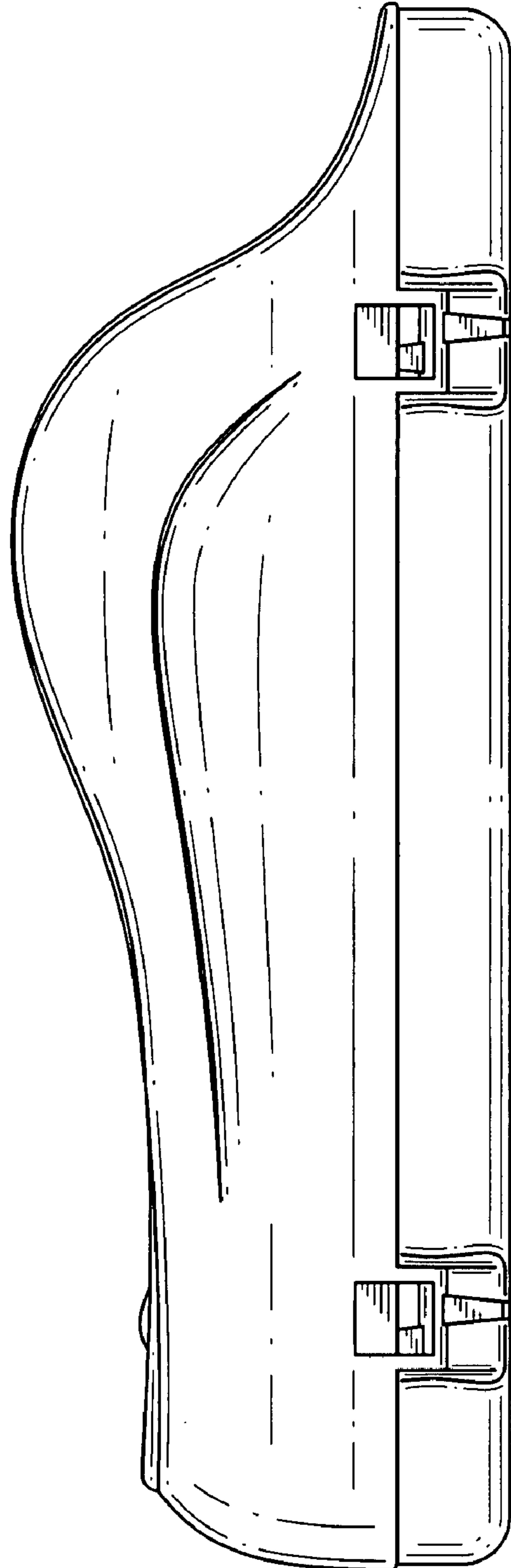


**FIG. 4**

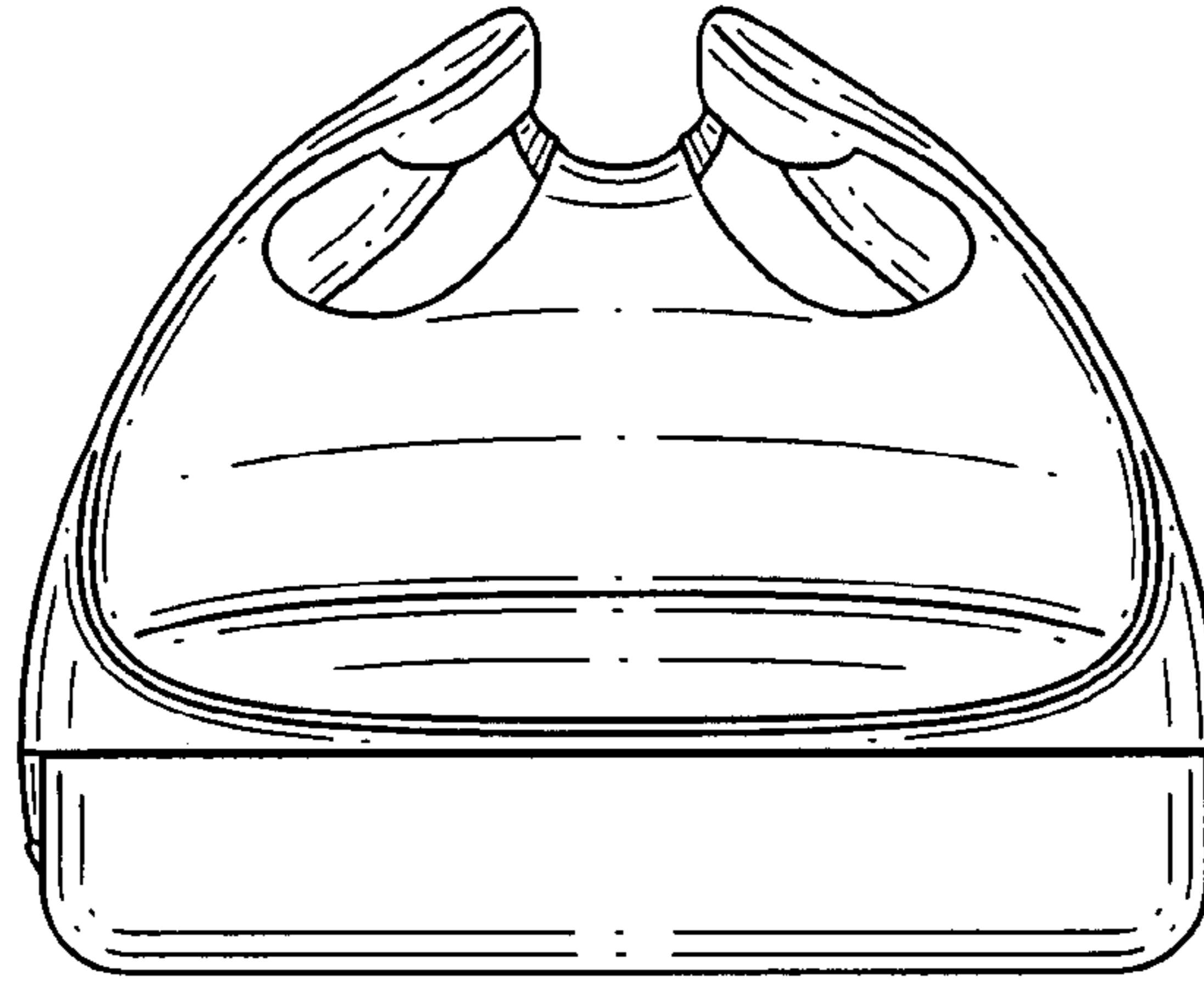




**FIG. 5**



**FIG. 6**



**FIG. 7**

