



US00D558598S

(12) **United States Design Patent** (10) **Patent No.:** **US D558,598 S**
Tilman et al. (45) **Date of Patent:** **** *Jan. 1, 2008**

(54) **EVACUABLE, RESEALABLE BAG**

D468,196 S * 1/2003 Graham D9/707
6,550,966 B1 4/2003 Saad
D501,410 S * 2/2005 Lin D9/707

(75) Inventors: **Paul A. Tilman**, Sherwood, WI (US);
Giles Douglas Powell, Jr., Richmond,
VA (US); **James J. Mischler**, Appleton,
WI (US); **Michael E. Schreiter**,
Appleton, WI (US); **Mladomir Tomic**,
Appleton, WI (US)

(Continued)

FOREIGN PATENT DOCUMENTS

(73) Assignee: **Alcoa Inc.**, Pittsburgh, PA (US)

WO WO 2004/002840 A1 1/2004
WO WO 2004/002841 A1 1/2004
WO WO 2004/002850 A1 1/2004
WO WO 2005/000706 A1 1/2005
WO WO 2007/001469 A1 1/2007

(*) Notice: This patent is subject to a terminal dis-
claimer.

Primary Examiner—Caron D. Veynar
Assistant Examiner—Abraham Bahta
(74) *Attorney, Agent, or Firm*—Greenberg Traurig LLP;
Paul F. McQuade; James Goepel

(**) Term: **14 Years**

(21) Appl. No.: **29/280,363**

(57) **CLAIM**

(22) Filed: **May 24, 2007**

The ornamental design for an evacuable, resealable bag, as
shown and described.

(51) **LOC (8) Cl.** **09-05**

(52) **U.S. Cl.** **D9/709**

(58) **Field of Classification Search** D9/704–710,
D9/713–714, 720–722, 430–433, 414, 418,
D9/424; 383/103, 107, 114, 200, 203, 205,
383/84, 113, 45, 47, 100, 108; 229/200,
229/87.06, 87.08; 426/106

DESCRIPTION

See application file for complete search history.

FIG. 1 is a perspective view of the evacuable, resealable bag,
showing an embodiment of the present design;

FIG. 2 is a front elevation view of the embodiment of the
present design illustrated in FIG. 1;

FIG. 3 is a rear elevation view of the embodiment of the
present design illustrated in FIG. 1;

(56) **References Cited**

U.S. PATENT DOCUMENTS

D103,446 S 3/1937 Amend
D114,765 S * 5/1939 Palmigiano D9/703
3,123,279 A * 3/1964 Day 383/102
4,266,692 A * 5/1981 Clark 222/94
5,041,325 A * 8/1991 Larson et al. 428/156
D386,671 S 11/1997 Park
5,699,909 A * 12/1997 Foster 206/370
5,881,881 A 3/1999 Carrington
5,996,800 A 12/1999 Pratt
D421,307 S 2/2000 Harmanoglu
6,074,097 A * 6/2000 Hayashi et al. 383/209
6,265,038 B1 * 7/2001 Frisk 428/34.7
6,279,581 B1 8/2001 Knepper

FIG. 4 is a right elevation view of the embodiment of the
present design illustrated in FIG. 1;

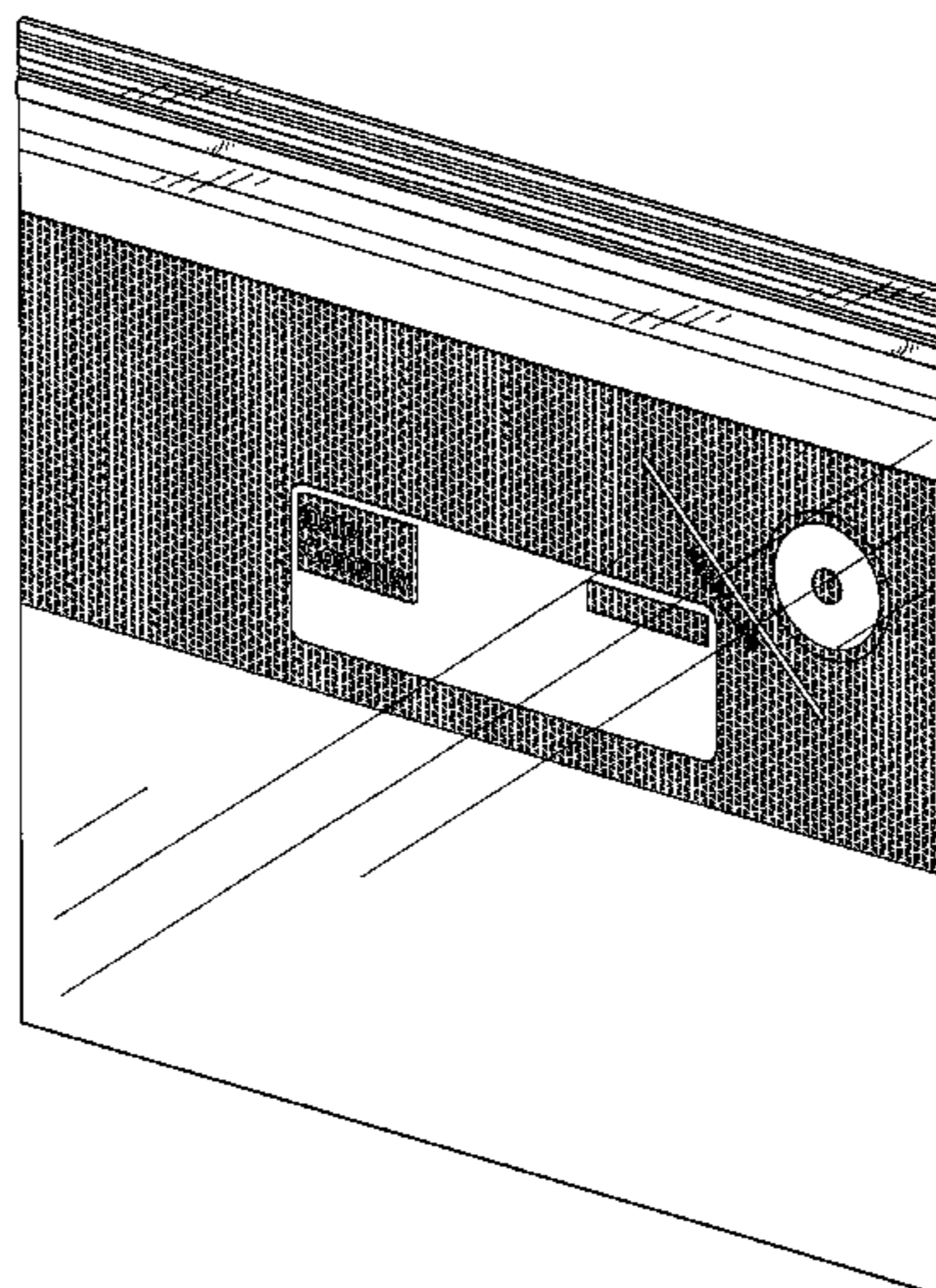
FIG. 5 is a left elevation view of the embodiment of the
present design illustrated in FIG. 1;

FIG. 6 is a top plan view of the embodiment of the present
design illustrated in FIG. 1;

FIG. 7 is a bottom plan view of the embodiment of the
present design illustrated in FIG. 1; and,

FIG. 8 is an exploded perspective view of the present design
illustrated in FIG. 1.

1 Claim, 6 Drawing Sheets



US D558,598 S

Page 2

U.S. PATENT DOCUMENTS

6,932,509	B2	8/2005	Shah	2005/0172577	A1	8/2005	Oltrogge
6,964,519	B2	11/2005	ErkenBrack	2005/0244083	A1	11/2005	McMahon
D513,192	S *	12/2005	Lin	2005/0286808	A1	12/2005	Zimmerman
			D9/702	2006/0048483	A1	3/2006	Tilman
6,983,845	B2	1/2006	Shah	2006/0182371	A1	8/2006	Borchardt
7,004,632	B2	2/2006	Hamilton	2006/0280387	A1	12/2006	Zimmerman
7,137,738	B2	11/2006	Shah	2006/0280388	A1	12/2006	Zimmerman
2004/0114837	A1	6/2004	Yoshihiro	2006/0280389	A1	12/2006	Zimmerman
2005/0025396	A1	2/2005	ErkenBrack	2006/0283148	A1	12/2006	Zimmerman
2005/0079308	A1	4/2005	Tanaka				

* cited by examiner

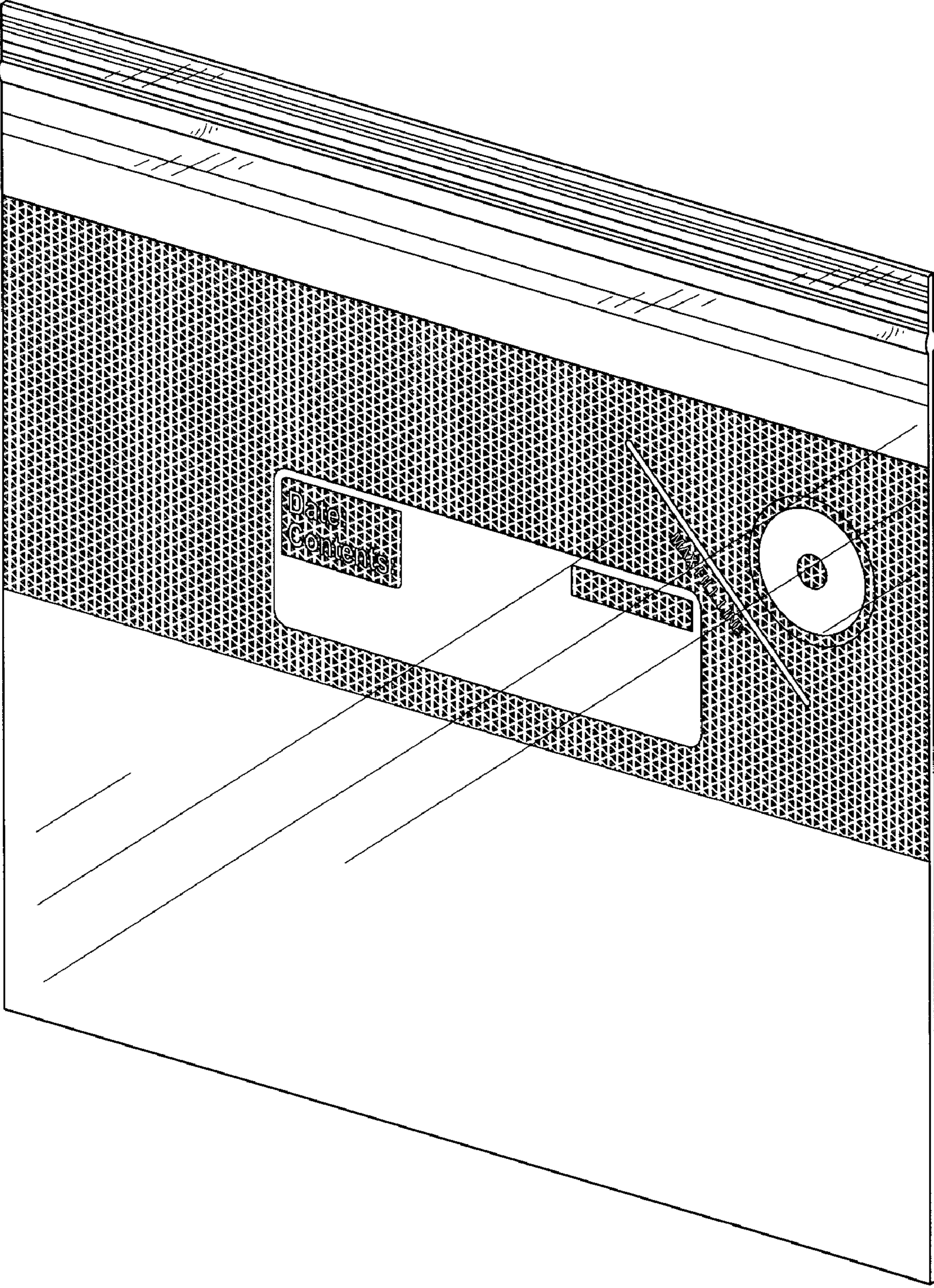


Figure 1

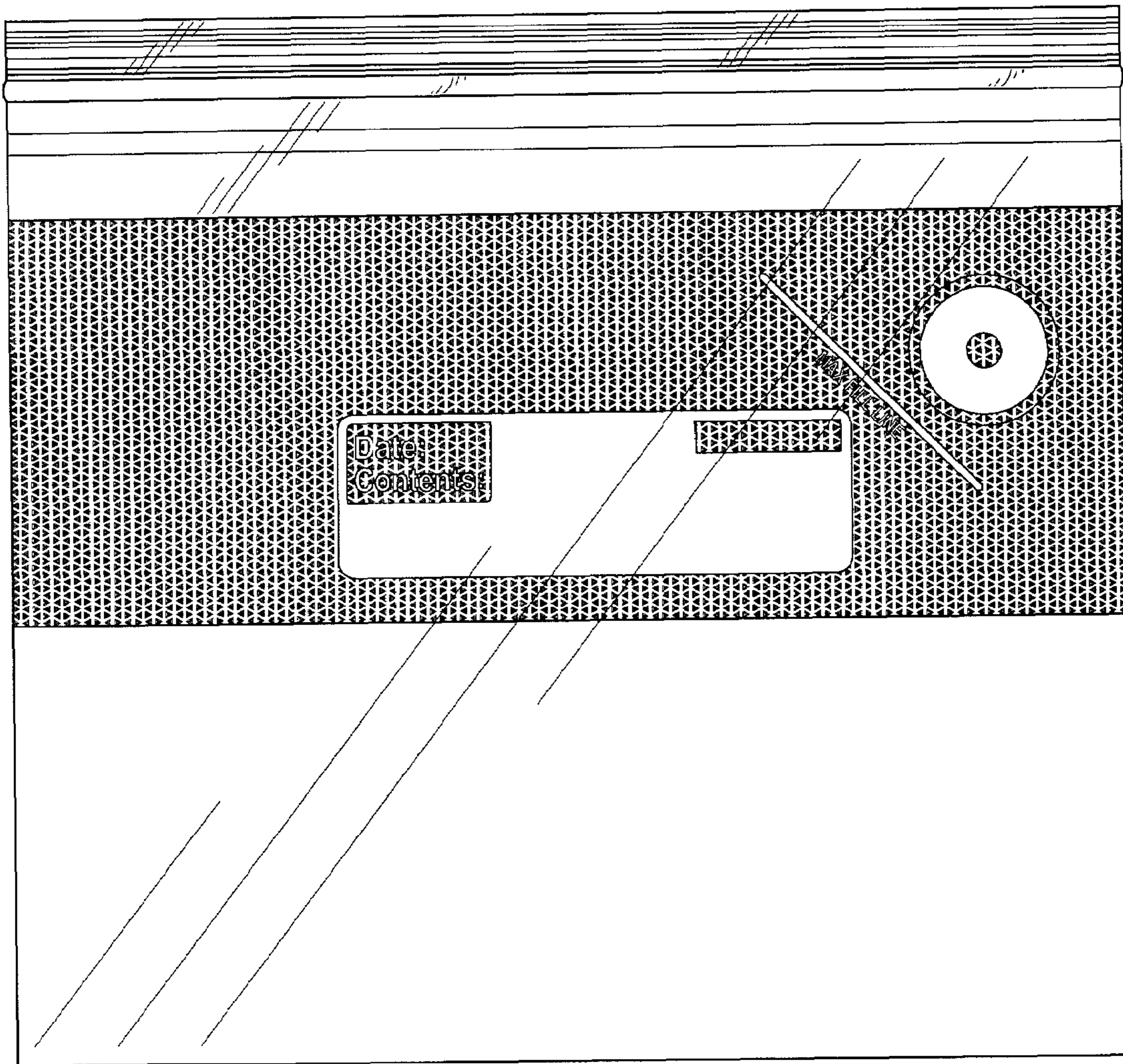


Figure 2

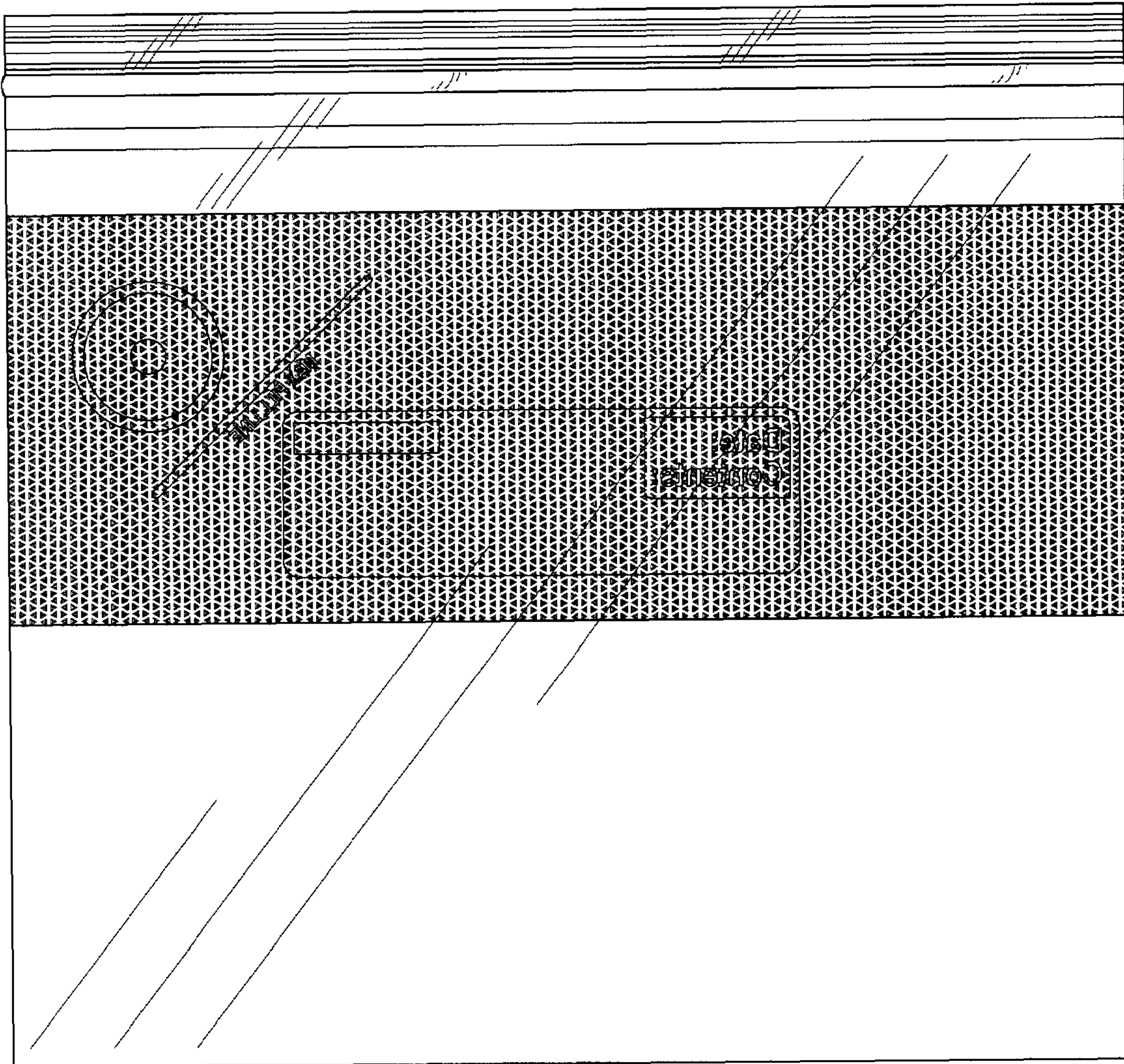


Figure 3



Figure 4



Figure 5




Figure 6




Figure 7

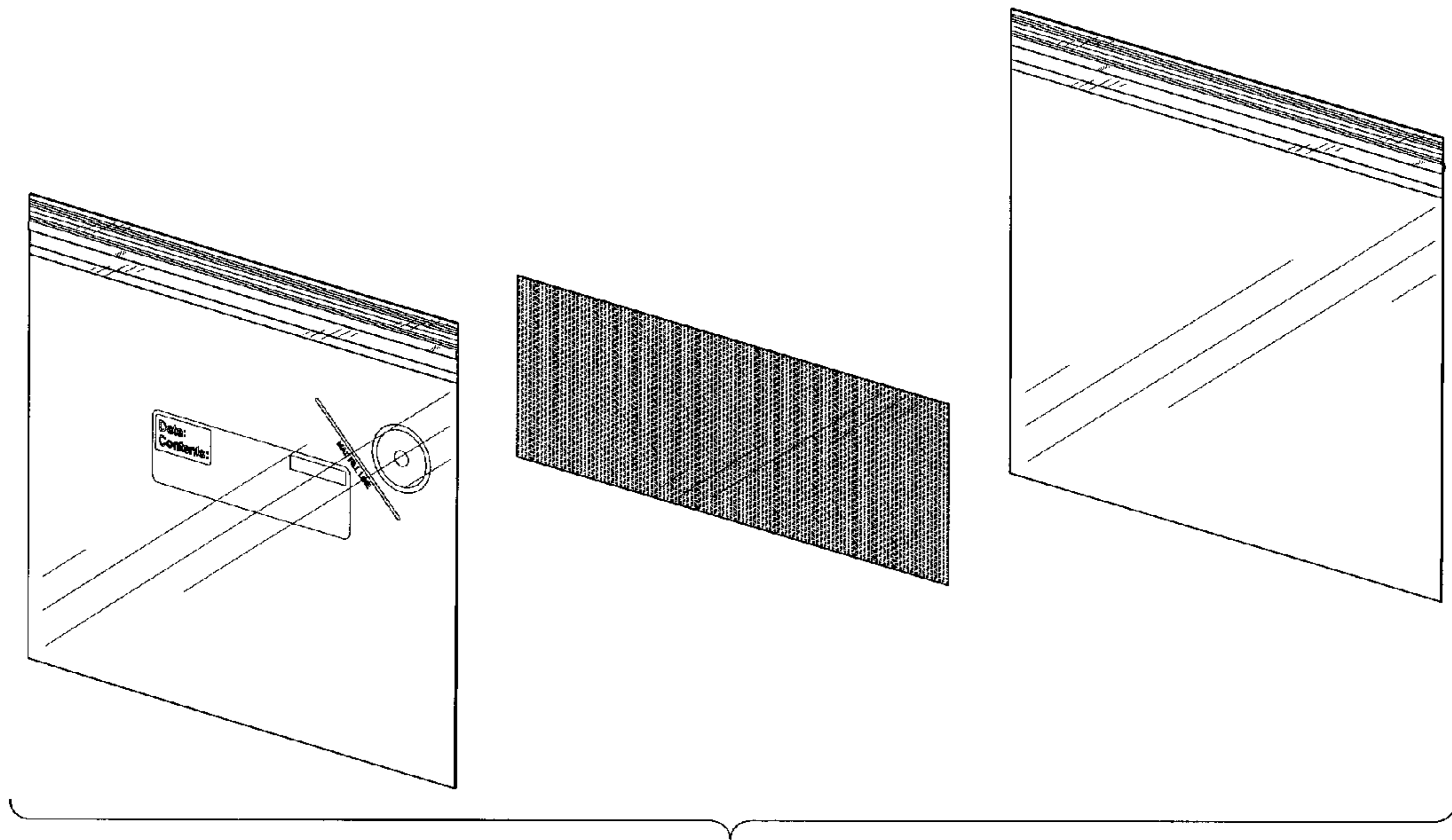


Figure 8