



US00D558592S

(12) **United States Design Patent**
Söderström

(10) **Patent No.:** **US D558,592 S**
(45) **Date of Patent:** **** Jan. 1, 2008**

(54) **TUBE**

D486,063 S 2/2004 Cardia

(75) Inventor: **Hans Söderström**, Nybro (SE)

OTHER PUBLICATIONS

(73) Assignee: **Norden Pac Development AB**, Kalmar (SE)

Print-out of photograph of Japanese tube design. Packaging Digest, image of "Oral-B Nickelodeon Ice Mint Splash", labeled HB10006622, 1998. JJ (domestic magazine); image of tube; issued May 1, 1999, No. 5, labeled HA11004733.

(**) Term: **14 Years**

* cited by examiner

(21) Appl. No.: **29/211,681**

Primary Examiner—Stella Reid
Assistant Examiner—Rashida C. McCoy
(74) *Attorney, Agent, or Firm*—Quarles & Brady LLP

(22) Filed: **Aug. 19, 2004**

(30) **Foreign Application Priority Data**

Feb. 23, 2004 (EM) 138094

(57) **CLAIM**

(51) **LOC (8) Cl.** **09-03**

The ornamental design for a tube, as shown and described.

(52) **U.S. Cl.** **D9/699**

(58) **Field of Classification Search** D9/699,
D9/695-697, 521; D24/207, 224; 222/92-95
See application file for complete search history.

DESCRIPTION

In a preferred embodiment, the nature of this product is a tubular casing for containing goods such as lotions, cosmetics and the like.

(56) **References Cited**

U.S. PATENT DOCUMENTS

D344,888 S *	3/1994	Linner	D9/699
D349,449 S *	8/1994	Linner	D9/699
D351,101 S *	10/1994	Linner	D9/699
D367,606 S *	3/1996	Linner	D9/699
D397,608 S	9/1998	Fiore		
D402,194 S *	12/1998	Zaksensberg	D9/699
D403,469 S	12/1998	Driscoll		
D412,834 S	8/1999	Benedict et al.		
D430,008 S	8/2000	Gobe		
D443,823 S	6/2001	Fenton et al.		
D459,212 S *	6/2002	Gobe	D9/697
D477,215 S *	7/2003	Mechtold et al.	D9/699
D482,606 S	11/2003	Modjeski		

FIG. 1 is a front elevational view of a tube embodying my new design;

FIG. 2 is a left side elevational view thereof;

FIG. 3 is a rear elevational view thereof;


FIG. 4 is a right side elevational view thereof;

FIG. 5 is a bottom plan view thereof; and,

FIG. 6 is a top plan view thereof.

The broken line representations of environmental body and cap structure in FIGS. 1-5 are for the purpose of illustration only, and form no part of the claimed design.

1 Claim, 1 Drawing Sheet



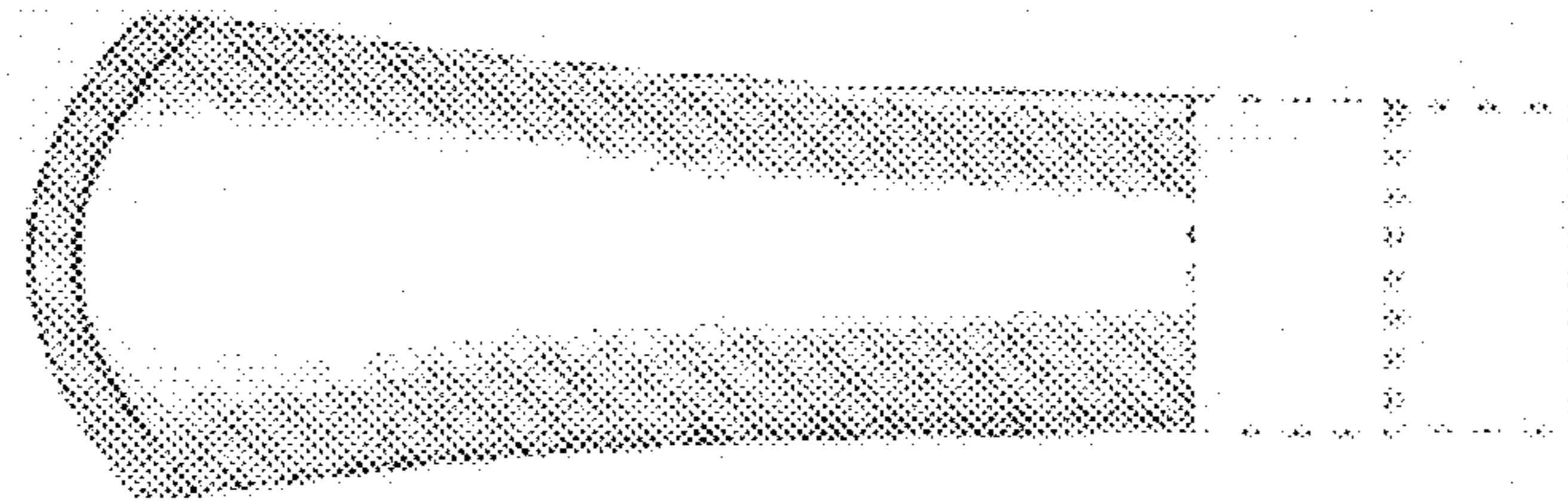


FIG. 1




FIG. 2




FIG. 3




FIG. 4




FIG. 5




FIG. 6