



US00D558590S

(12) **United States Design Patent**  
**Cowan-Hughes et al.**

(10) **Patent No.:** **US D558,590 S**  
(45) **Date of Patent:** **\*\* Jan. 1, 2008**

(54) **BOTTLE**

(75) Inventors: **John Cowan-Hughes**, Bath (GB);  
**Matthew Wright**, Bath (GB)

(73) Assignee: **Reckitt Benckiser (UK) Limited**,  
Berkshire (GB)

(\*\*) Term: **14 Years**

(21) Appl. No.: **29/272,498**

(22) Filed: **Feb. 7, 2007**

(30) **Foreign Application Priority Data**

Aug. 7, 2006 (EM) ..... 000573688-0001  
Aug. 7, 2006 (EM) ..... 000573688-0002

(51) **LOC (8) Cl.** ..... **09-01**

(52) **U.S. Cl.** ..... **D9/682**

(58) **Field of Classification Search** ..... D9/682-694,  
D9/526, 530, 542, 543, 549-558, 563, 571,  
D9/574, 575, 417, 447-450; 222/321.7,  
222/321.8, 321.9, 372, 373, 379, 383.1, 384-386,  
222/398, 400.7, 400.8, 401, 402.1, 402.11,  
222/402.12, 631, 635; 215/382-384; 220/669,  
220/675

See application file for complete search history.

(56) **References Cited**

**U.S. PATENT DOCUMENTS**

D220,611 S \* 5/1971 Hills ..... D9/542

D242,841 S \* 12/1976 Kretz, Jr. .... D9/542  
D257,504 S \* 11/1980 Weckman ..... D9/563  
D260,238 S \* 8/1981 Costa ..... D9/542  
D270,711 S \* 9/1983 Weckman ..... D9/542  
4,887,744 A \* 12/1989 Williams ..... 222/402.1  
5,405,057 A \* 4/1995 Moore ..... 222/153.14  
D416,154 S \* 11/1999 Diehl ..... D6/542  
D433,623 S \* 11/2000 Crawford ..... D9/563  
D458,833 S \* 6/2002 Crawford ..... D9/682  
D491,067 S \* 6/2004 Crawford ..... D9/542  
D498,145 S \* 11/2004 McLeish ..... D9/563  
D536,973 S \* 2/2007 van der Heijden et al. .. D9/448  
D545,211 S \* 6/2007 Armstrong et al. .... D9/563

\* cited by examiner

*Primary Examiner*—Catherine Tuttle  
(74) *Attorney, Agent, or Firm*—TraskBritt

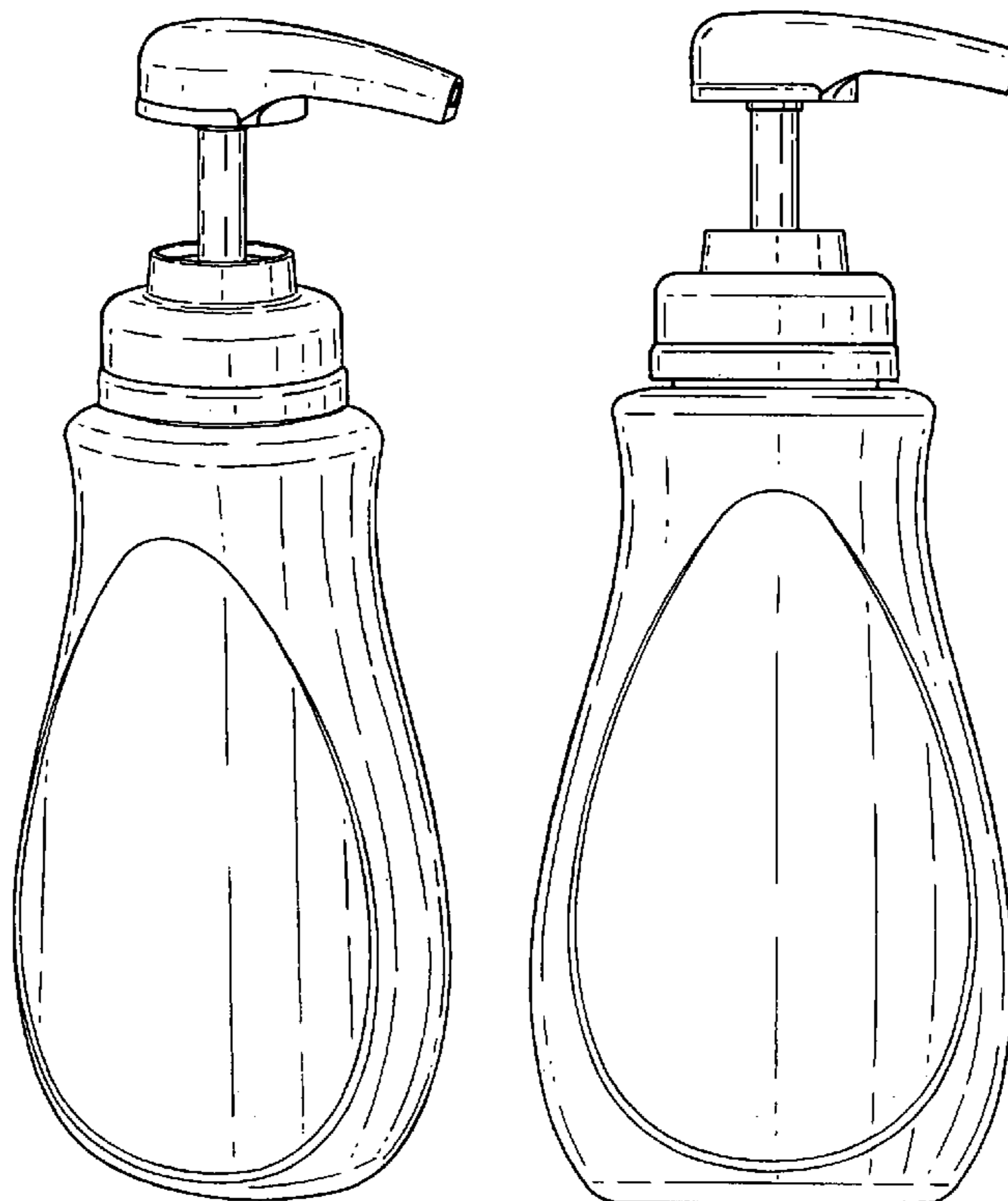
(57) **CLAIM**

The ornamental design for a bottle, as shown and described.

**DESCRIPTION**

FIG. 1 is a perspective view showing our new design;  
FIG. 2 is a front view of our new design;  
FIG. 3 is a rear view of our new design;  
FIG. 4 is a side view of our design;  
FIG. 5 is the opposing side view of our new design;  
FIG. 6 is a top view of our new design; and,  
FIG. 7 is a bottom view of our new design.

**1 Claim, 3 Drawing Sheets**



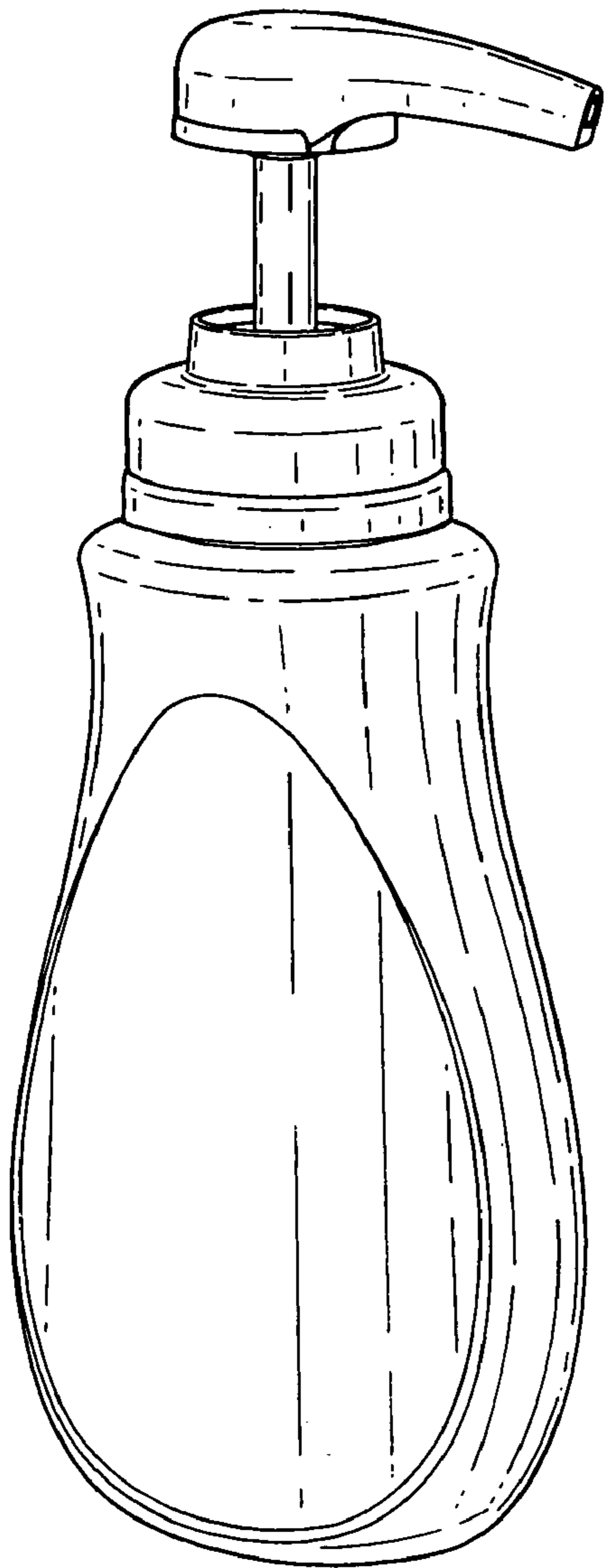


Fig.1.

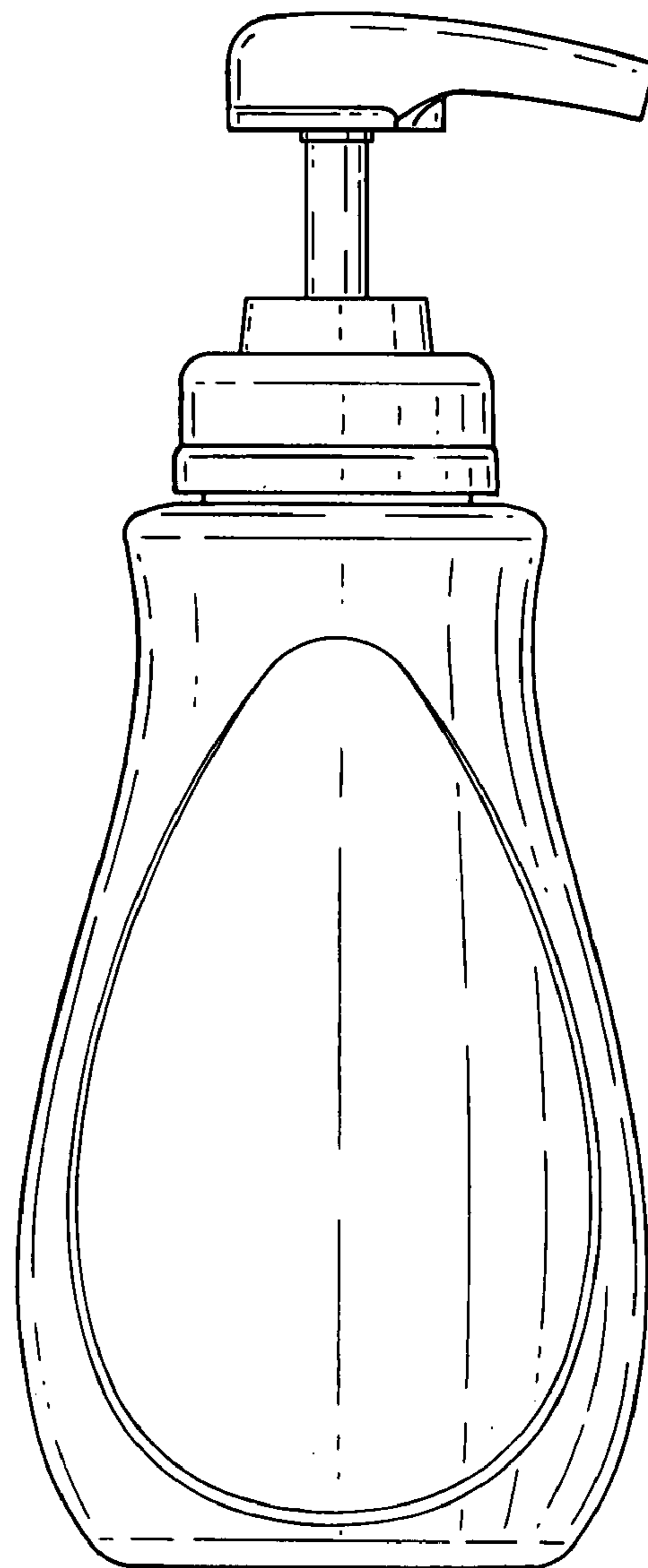


Fig.2.

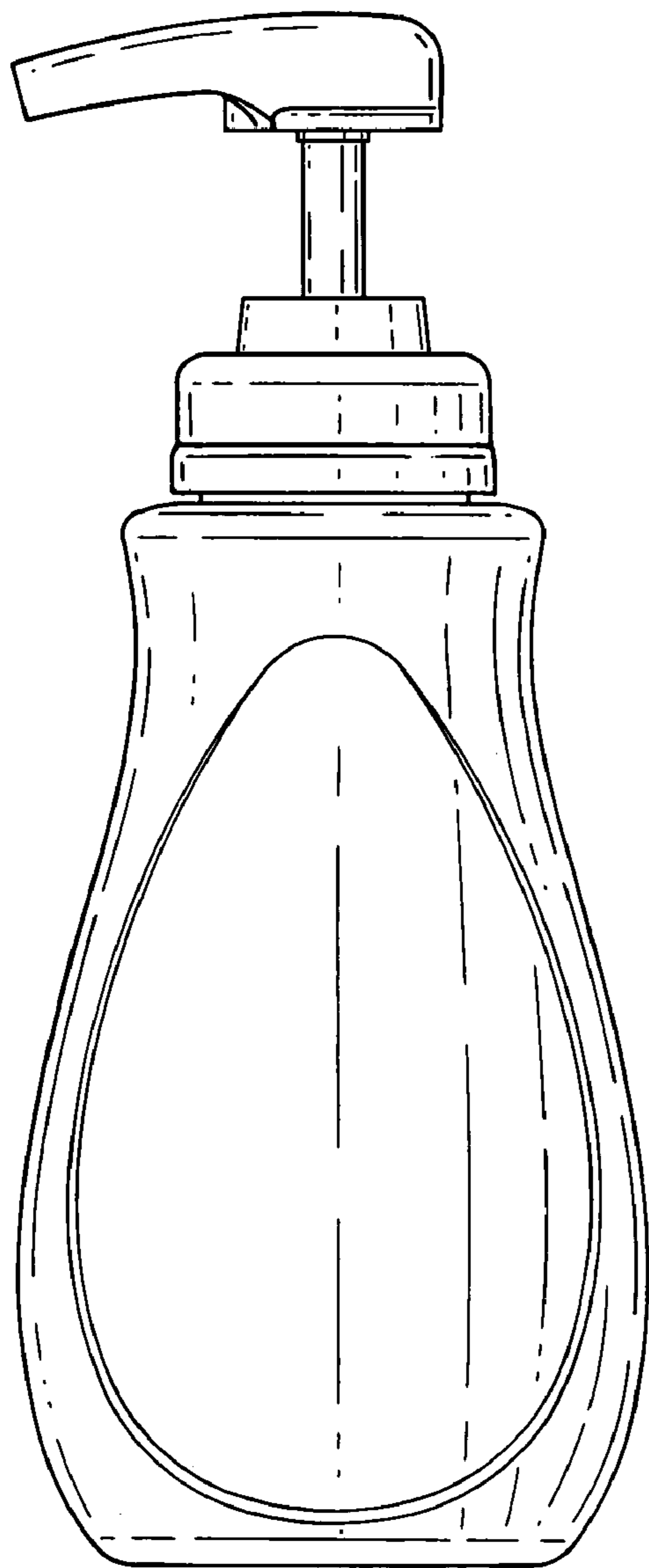


Fig.3.


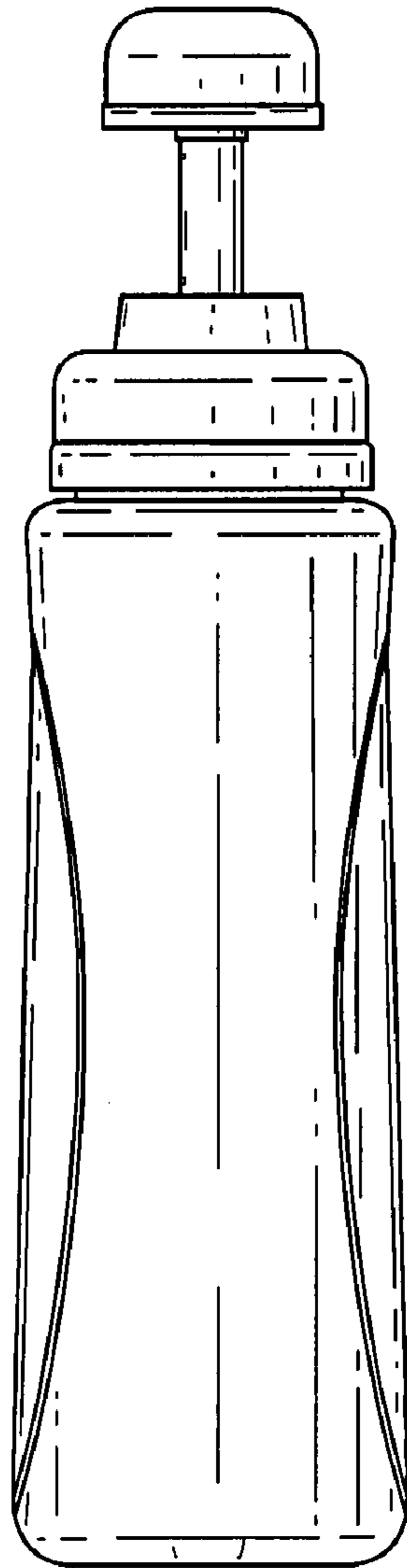
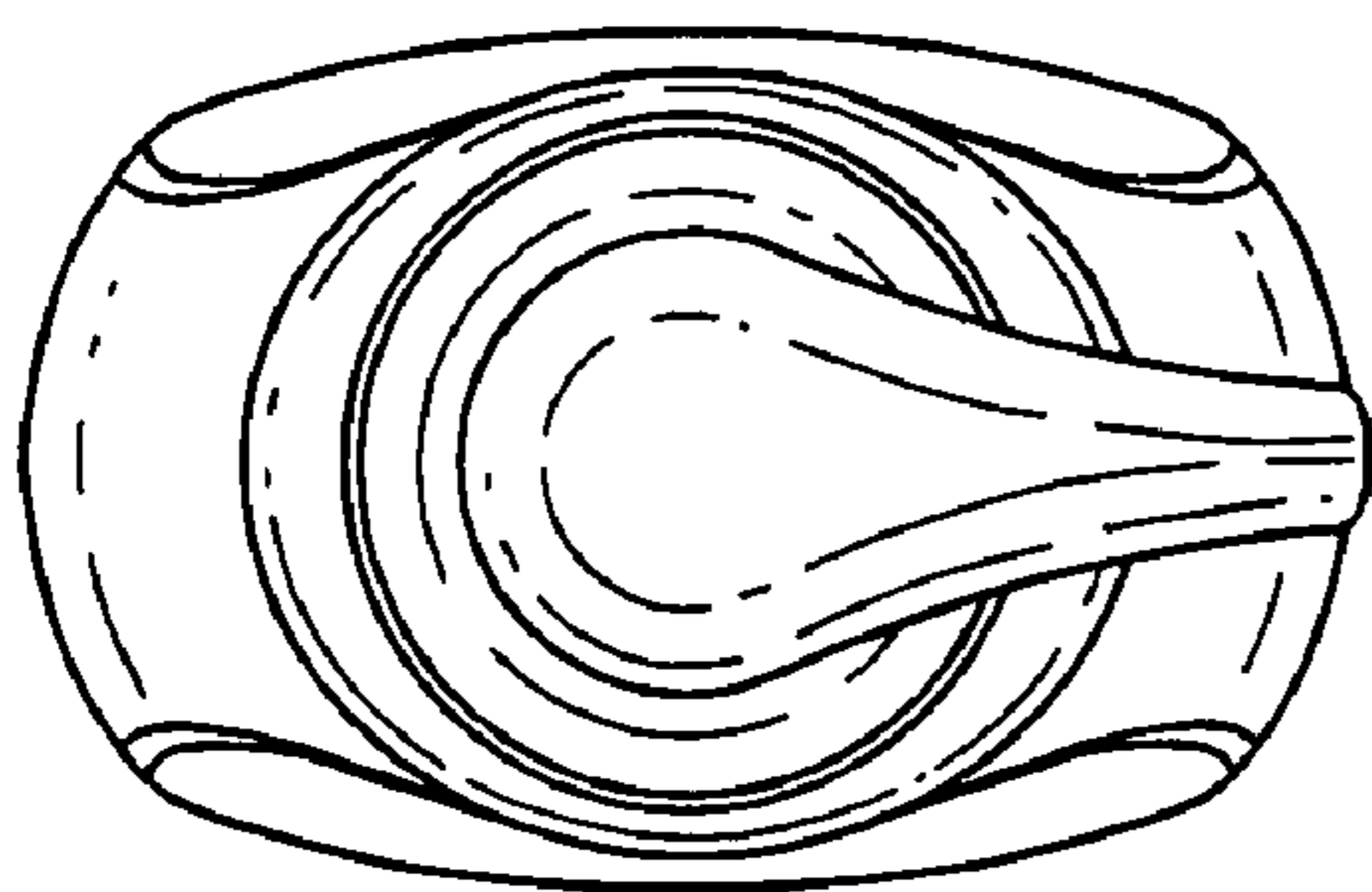


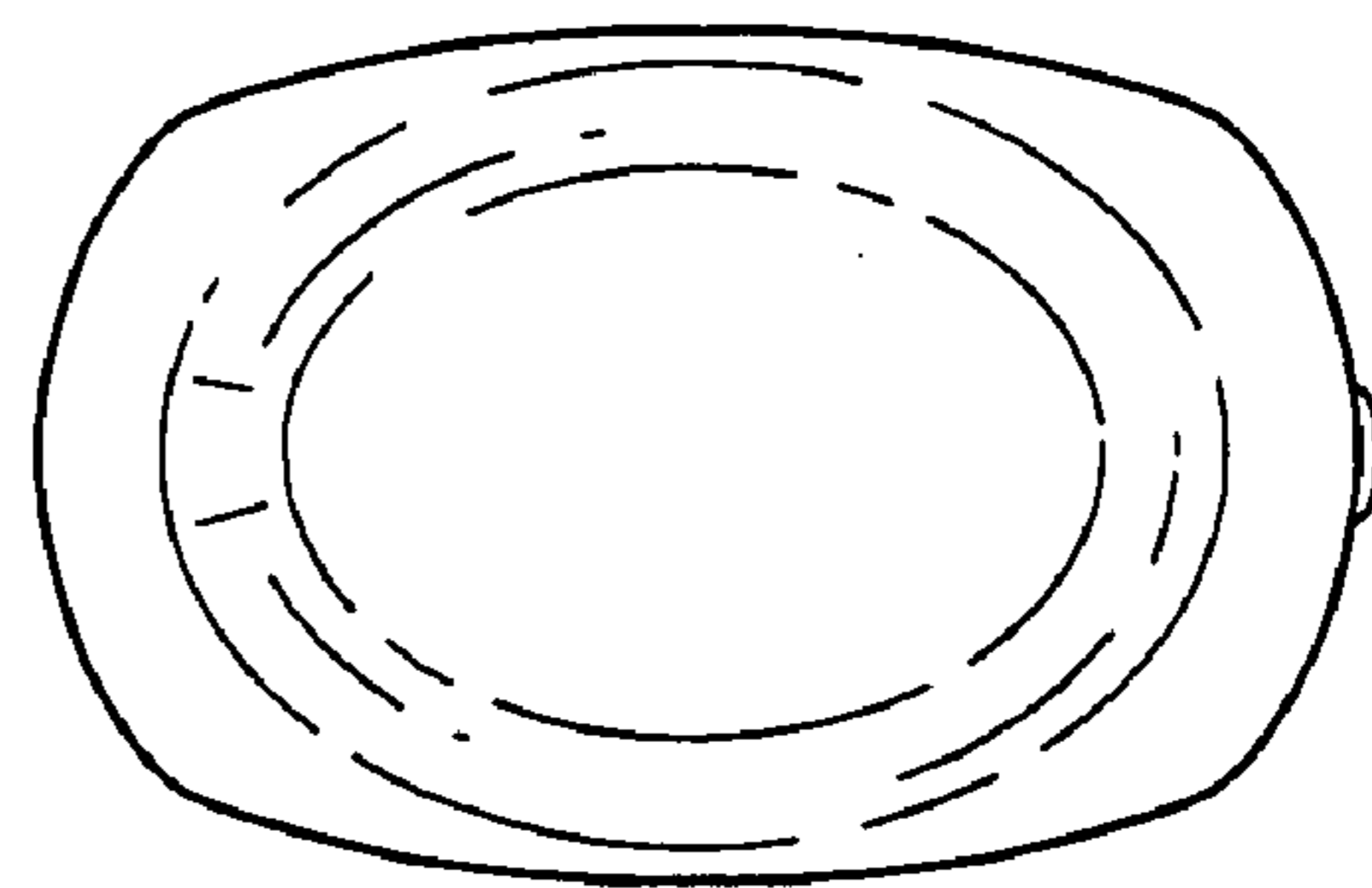
Fig.4.



**Fig. 5**



**Fig. 6**



**Fig. 7**