



US00D558583S

(12) **United States Design Patent**
Langbein et al.

(10) **Patent No.: US D558,583 S**

(45) **Date of Patent: ** *Jan. 1, 2008**

(54) **CONTAINER**

(75) Inventors: **Lisa Marie Langbein**, Plainfield, IL (US); **Brent William Lindberg**, Saint Charles, IL (US)

(73) Assignee: **Conopco, Inc.**, Englewood Cliffs, NJ (US)

(*) Notice: This patent is subject to a terminal disclaimer.

(**) Term: **14 Years**

(21) Appl. No.: **29/237,616**

(22) Filed: **Sep. 2, 2005**

(51) **LOC (8) Cl. 09-01**

(52) **U.S. Cl. D9/560; D9/571; D9/573**

(58) **Field of Classification Search** D9/516, D9/520, 529, 559-560, 571-575, 454; 215/381-385, 215/396, 398; 220/660, 662, 669, 675

See application file for complete search history.

(56) **References Cited**

U.S. PATENT DOCUMENTS

D31,235 S	*	7/1899	Low	D9/560
D36,656 S	*	12/1903	Ritz	D9/560
D217,435 S	*	5/1970	Wire	D9/560
D267,076 S	*	11/1982	Hurtig	D9/520
D269,067 S	*	5/1983	Ballereaud	D9/560
D270,331 S	*	8/1983	Benson	D9/520
D313,176 S	*	12/1990	Okuda et al.	D9/560 X
D320,554 S	*	10/1991	Van Dine et al.	D9/574
D332,751 S	*	1/1993	Pischulti et al.	D9/560
D346,115 S	*	4/1994	Meisner et al.	D9/529
D360,134 S	*	7/1995	Snyder	D9/520

5,544,768 A	*	8/1996	Gargione	D9/454 X
D426,469 S	*	6/2000	Mankowski et al.	D9/541
D481,640 S	*	11/2003	Biesecker	D9/560
D512,276 S	*	12/2005	Betras	D9/571 X
6,988,642 B2	*	1/2006	Gallo et al.	215/235 X
D523,755 S	*	6/2006	Considine et al.	D9/560

OTHER PUBLICATIONS

Food Industries 1959—Stock food Catalog, “Squares —Decorated #C-2124”, bottom left corner of p. 32, Owens-Illinois Glass Co., © 1959.*

Co-pending application for: Langbain et al., Case No. DM 6182; 29/237,615, filed Sep. 2, 2005.

* cited by examiner

Primary Examiner—Carol Rademaker

(74) *Attorney, Agent, or Firm*—Gerard J. McGowan, Jr.

(57) **CLAIM**

The ornamental design for a container, substantially as shown and described.

DESCRIPTION

FIG. 1 is a top, front, and right side perspective view of our container, shown without the unclaimed closure to disclose the unclaimed pour spout opening and thread;

FIG. 2 is a front elevational view thereof;

FIG. 3 is a right side elevational view thereof;

FIG. 4 is a top plan view thereof;

FIG. 5 is a bottom plan view thereof; and,

FIG. 6 is a front elevational view thereof, shown with the closure applied thereto.

The broken lines shown in the drawings are for environmental purposes only and form no part of the claimed design.

1 Claim, 5 Drawing Sheets

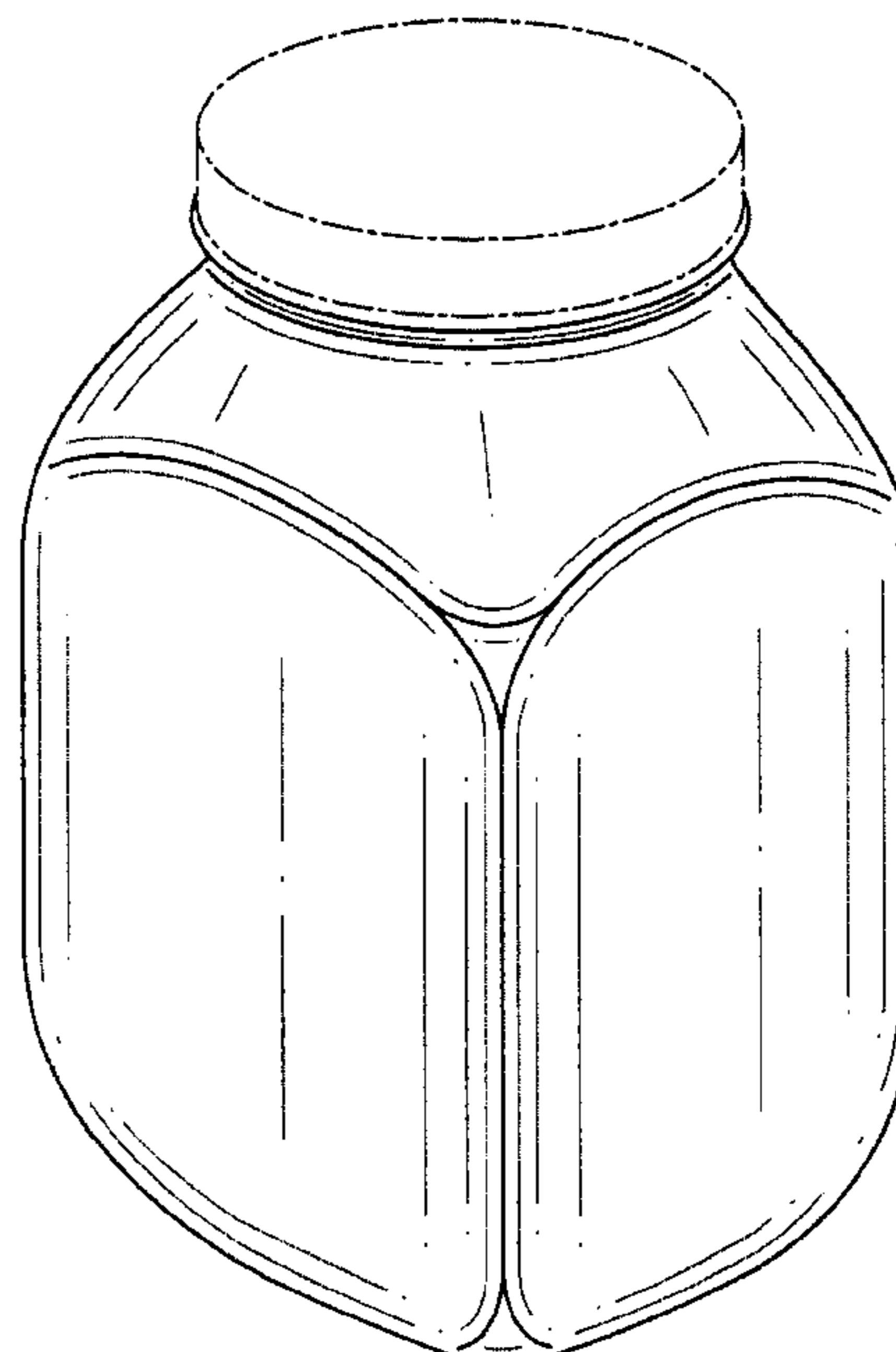
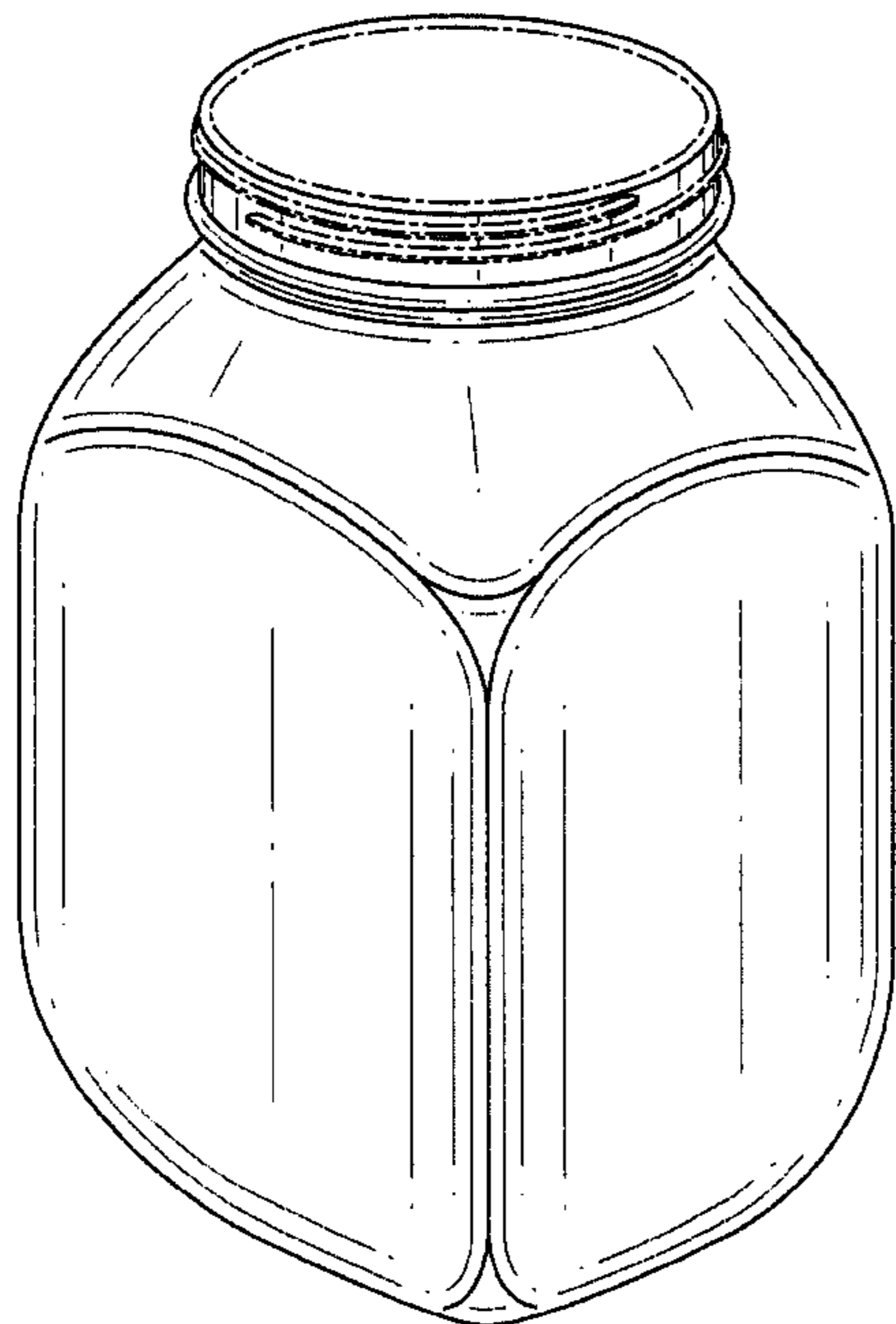


FIG. 1

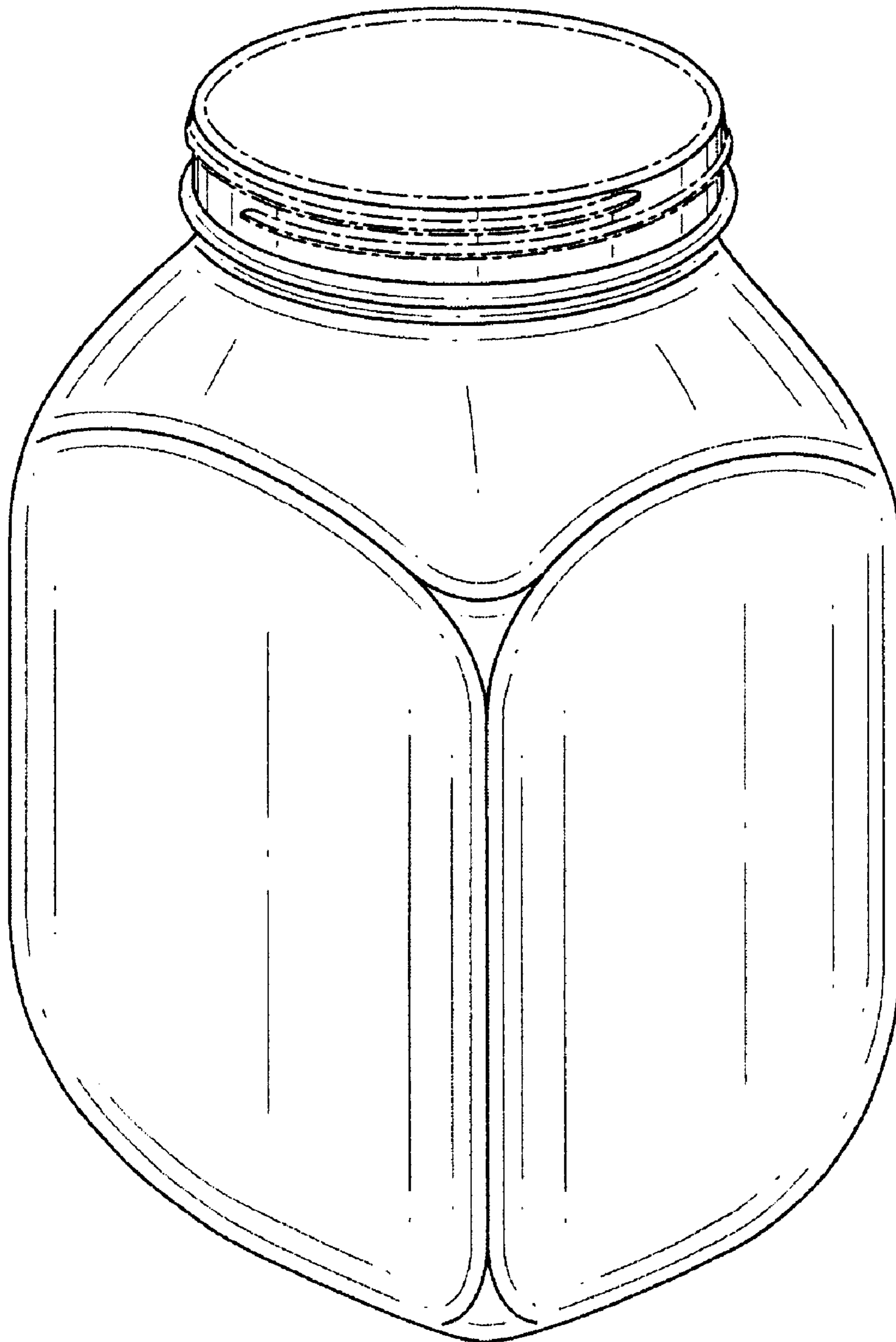


FIG. 2

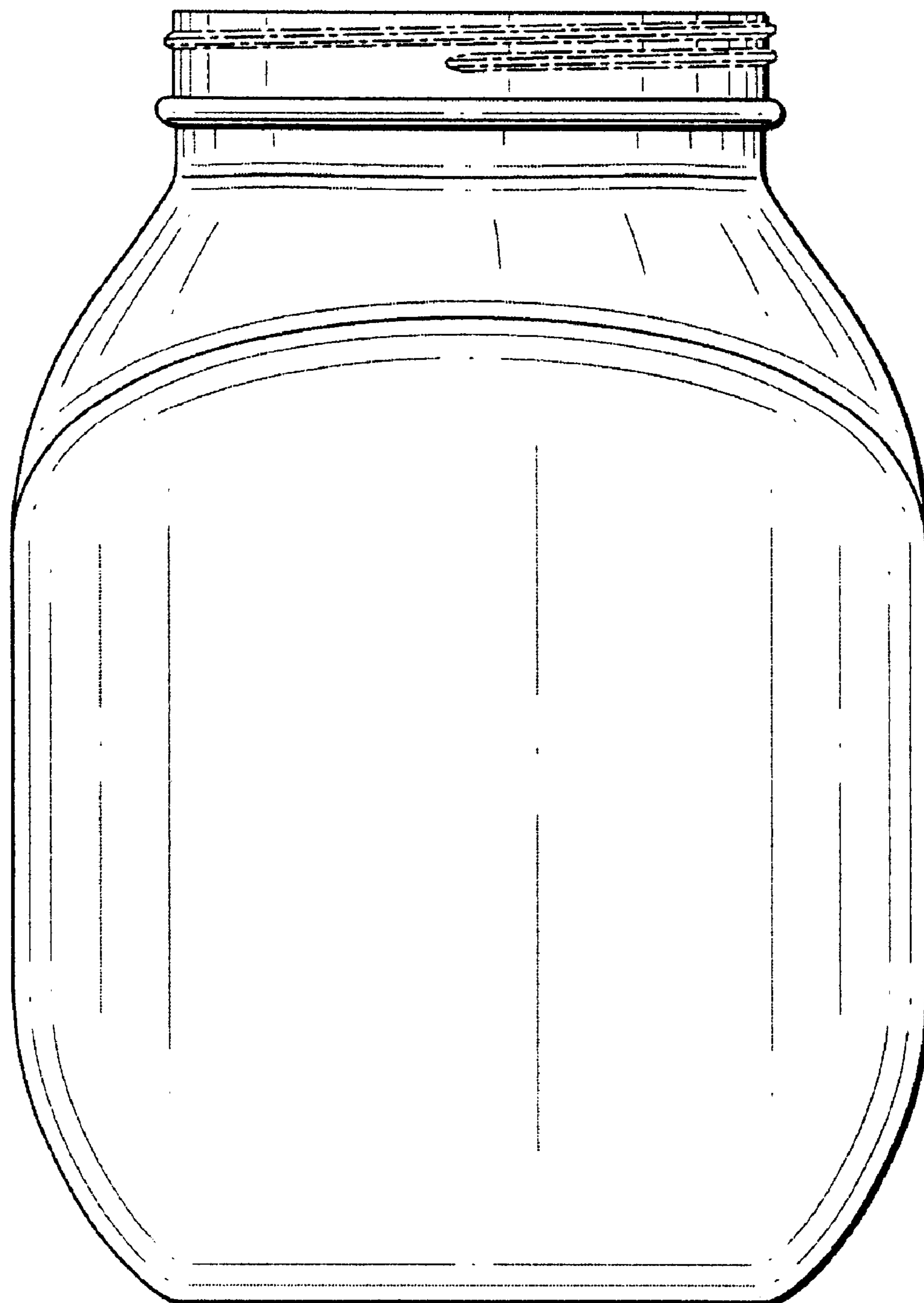


FIG. 3

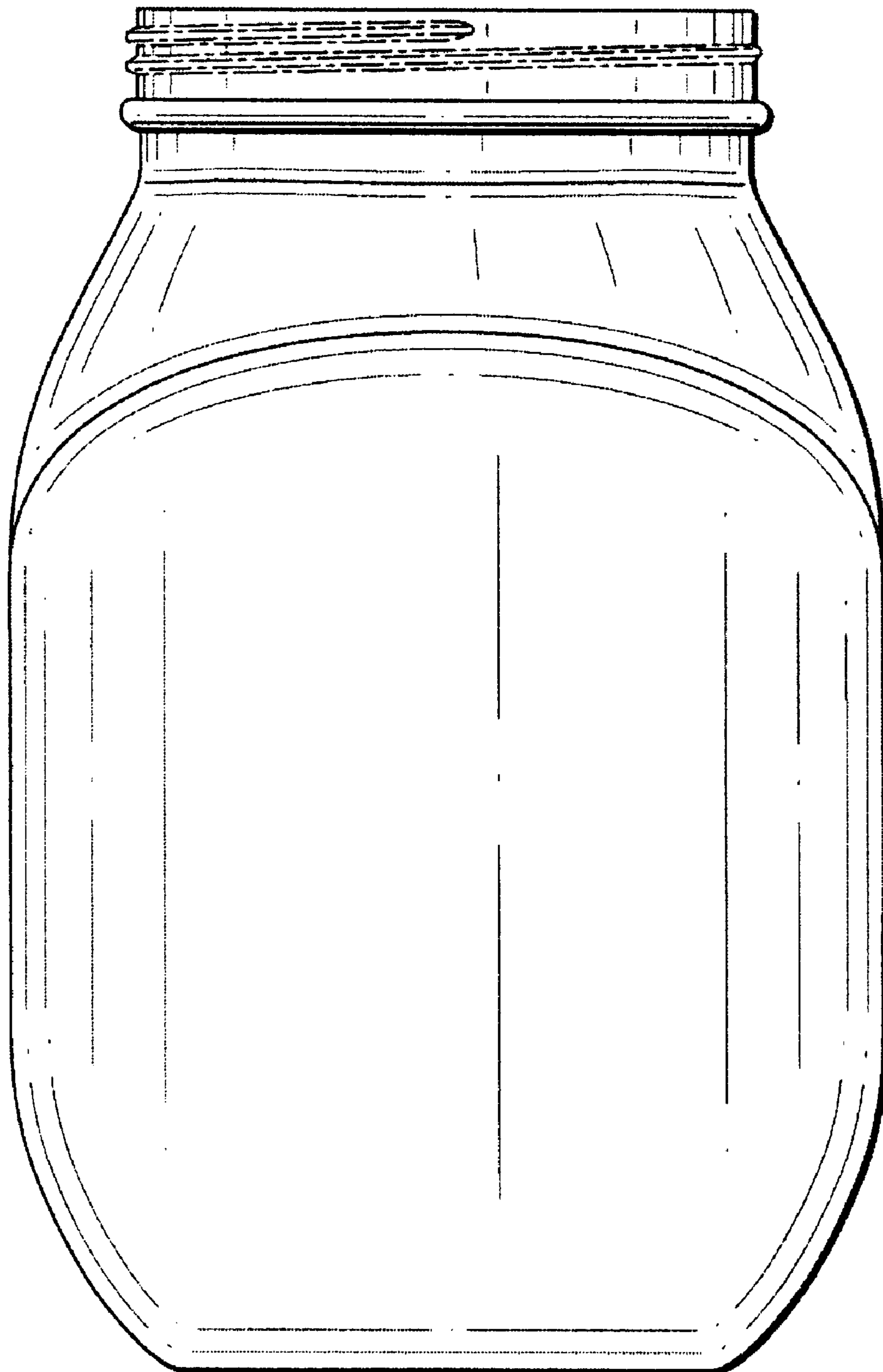


FIG. 4

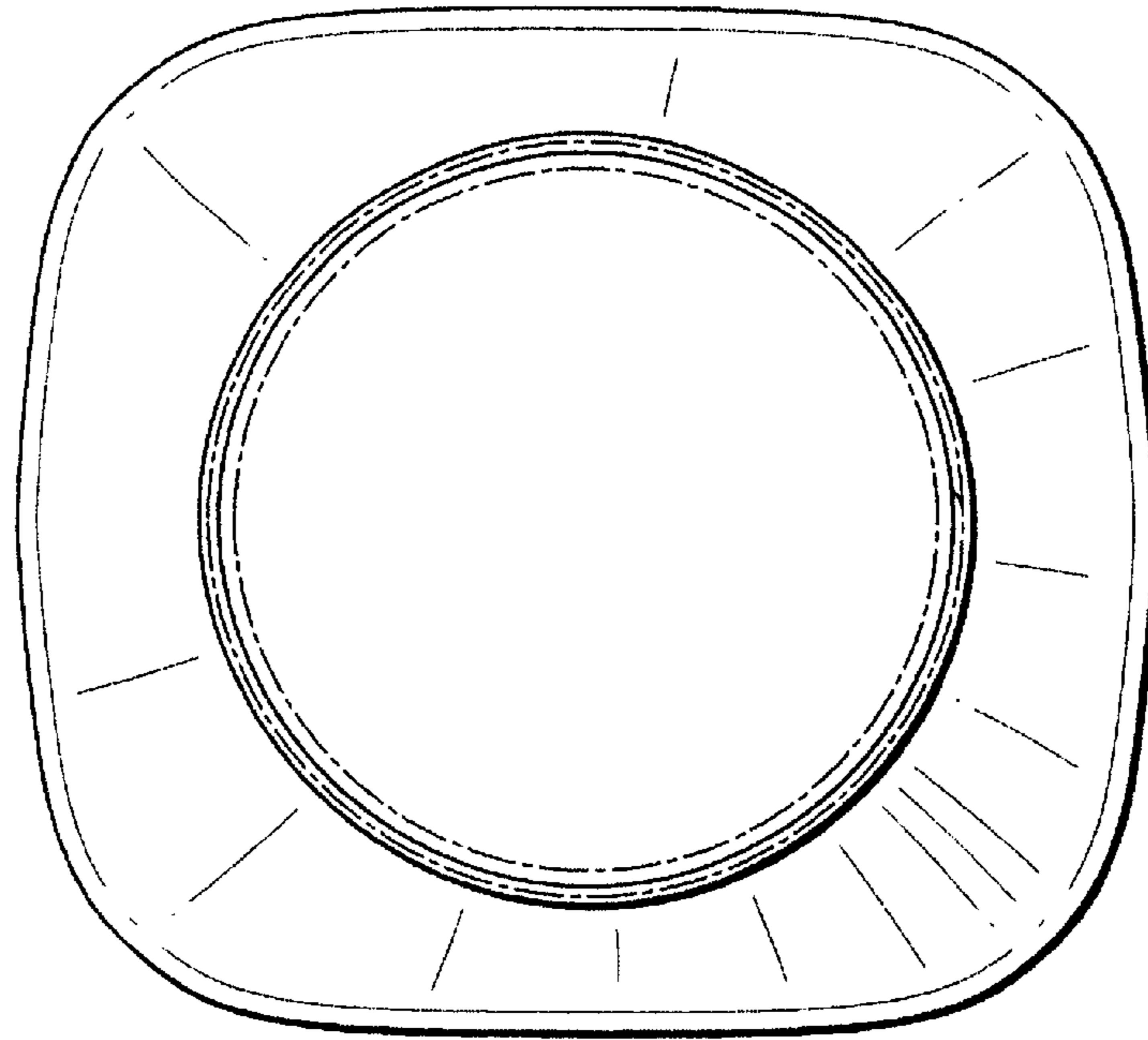


FIG. 5

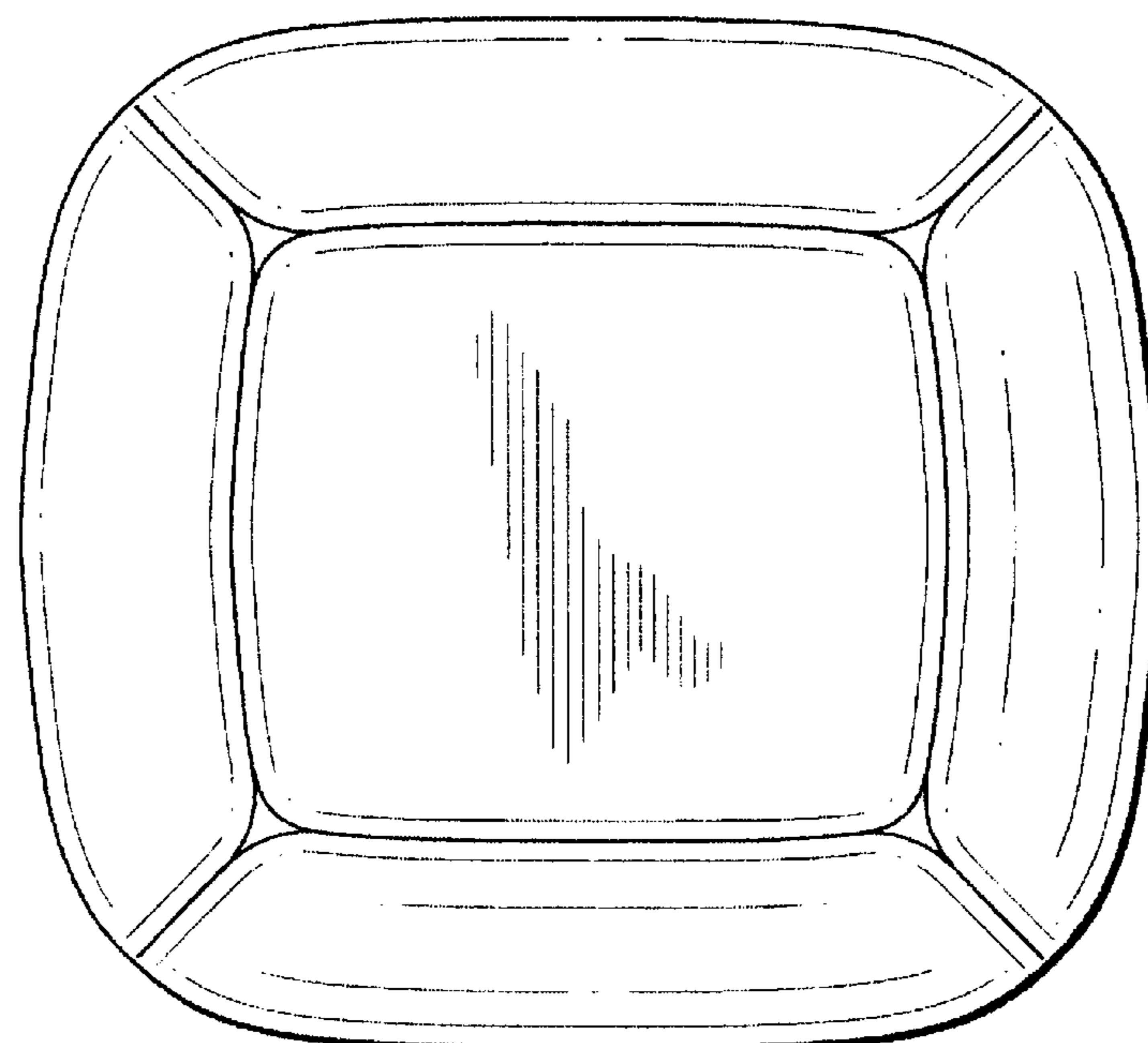


FIG. 6

