



US00D558579S

(12) **United States Design Patent**
Blasko et al.

(10) **Patent No.:** **US D558,579 S**

(45) **Date of Patent:** **** Jan. 1, 2008**

(54) **PRODUCT CONTAINER**

(75) Inventors: **Tanya Nicole Blasko**, Cincinnati, OH (US); **Stacy Alycia Thomas**, Chicago, IL (US); **Erica Heidi Hollmann**, Kenosha, WI (US)

(73) Assignee: **The Procter & Gamble Company**, Cincinnati, OH (US)

(**) Term: **14 Years**

(21) Appl. No.: **29/288,305**

(22) Filed: **Jun. 6, 2007**

Related U.S. Application Data

(62) Division of application No. 29/216,506, filed on Nov. 4, 2004, now Pat. No. Des. 547,193.

(51) **LOC (8) Cl.** **09-01**

(52) **U.S. Cl.** **D9/529; D9/561**

(58) **Field of Classification Search** D9/454, D9/504, 516, 529, 549, 557-558, 561; D28/76, D28/88-89, 91; D4/116; 206/823; 215/381-383
See application file for complete search history.

(56) **References Cited**

U.S. PATENT DOCUMENTS

D57,707 S *	4/1921	Morrison	D9/782
D78,886 S	7/1929	Grubb		
D85,067 S *	9/1931	Sterrett	D9/561
D115,068 S *	5/1939	Jensen	D9/561
D190,784 S	6/1961	Kruck		
D274,499 S	7/1984	Soos		
D328,432 S *	8/1992	O'Reilly	D9/546
D361,038 S *	8/1995	Klappet	D9/529
D382,369 S *	8/1997	Yang	D28/85

5,866,419 A	2/1999	Meder		
D449,524 S *	10/2001	Kieras	D9/559
D450,889 S *	11/2001	Chang	D28/76
D459,229 S	6/2002	Paul		
D468,059 S	12/2002	Fuller		
D468,209 S *	1/2003	Joubert	D9/529
D468,210 S	1/2003	Joubert		
D468,626 S *	1/2003	Jødal et al.	D9/693
D474,405 S *	5/2003	Togasawa	D9/504
D478,810 S	8/2003	Wilson		
D478,819 S *	8/2003	Pfaeffli et al.	D9/559
D493,364 S	7/2004	Papiernik		
D497,038 S	10/2004	Tsai		
D520,369 S *	5/2006	De Monclin	D9/529
D520,374 S *	5/2006	Herrmann et al.	D9/561
D526,211 S *	8/2006	Blasko et al.	D9/693
D526,908 S *	8/2006	Blasko et al.	D9/693
D527,277 S *	8/2006	Blasko et al.	D9/693

* cited by examiner

Primary Examiner—Carol Rademaker

(74) *Attorney, Agent, or Firm*—John M. Howell; Brian M. Bolam; Tara M. Rosnell

(57) **CLAIM**

The ornamental design for a product container, as shown and described.

DESCRIPTION

FIG. 1 is a perspective view of the product container showing our new design;

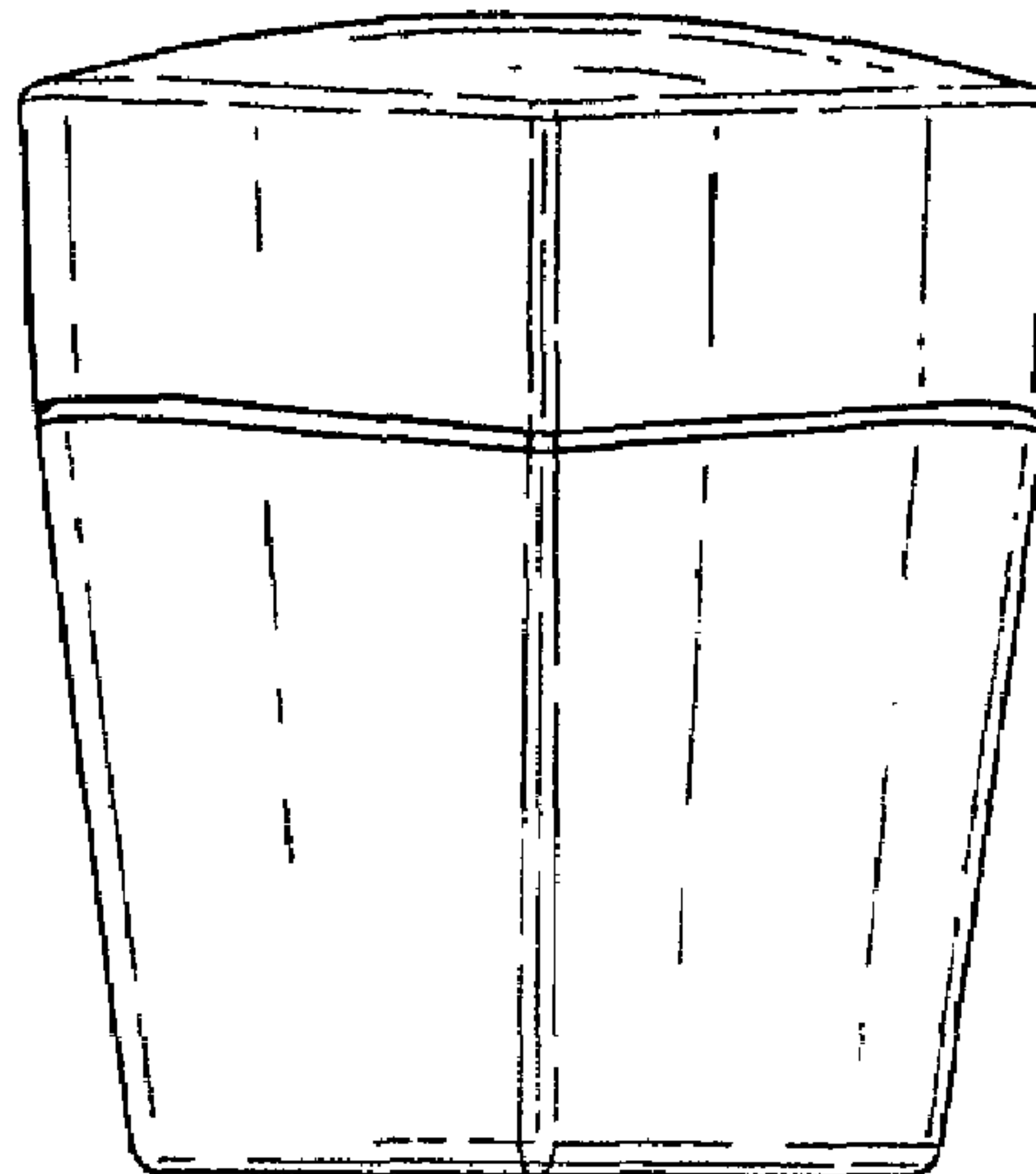

FIG. 2 is a top plan view thereof;

FIG. 3 is a front elevational view thereof;

FIG. 4 is a rear elevational view thereof; and,

FIG. 5 is a right side elevational view thereof.

1 Claim, 2 Drawing Sheets






Fig. 1

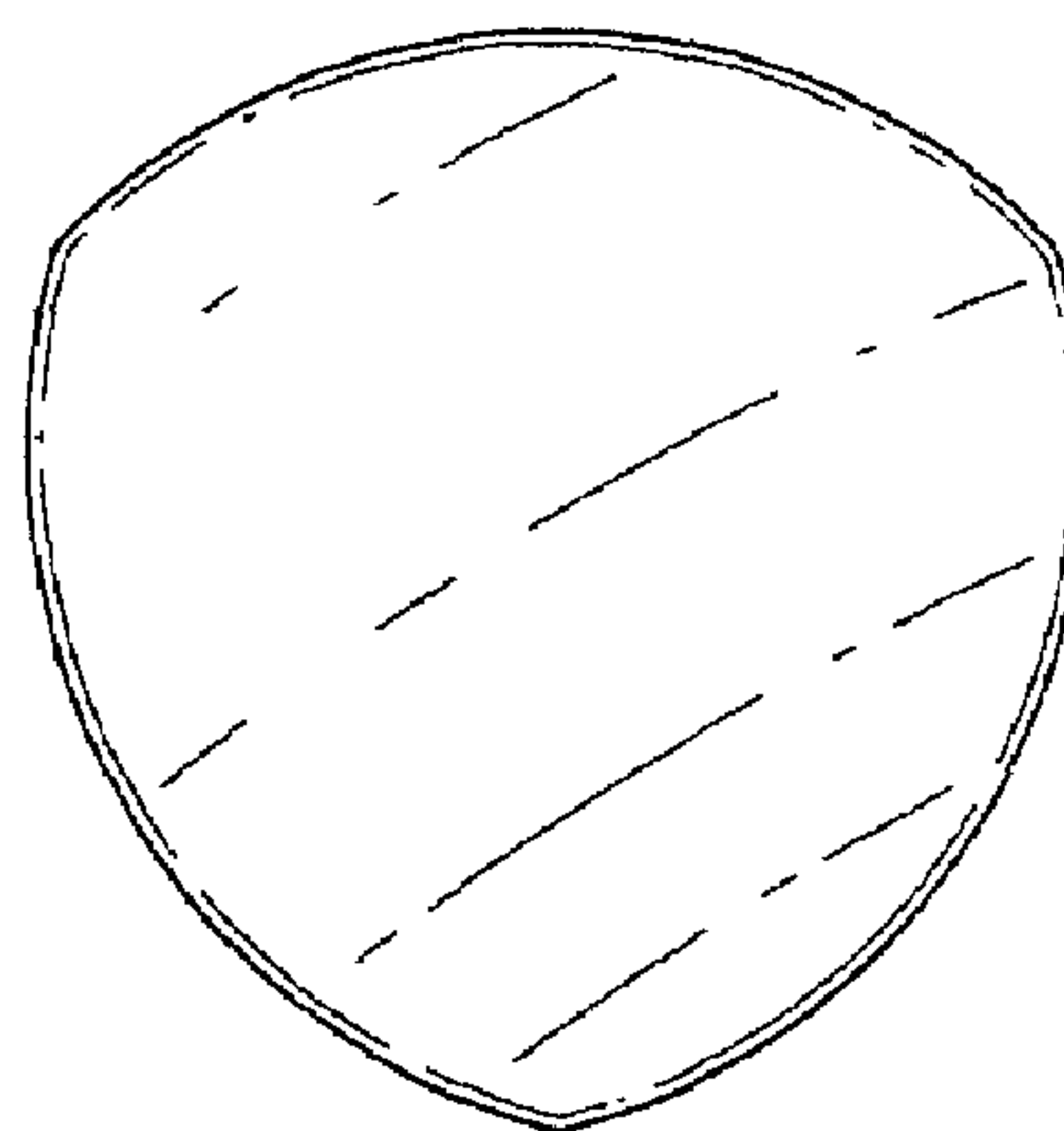


Fig. 2

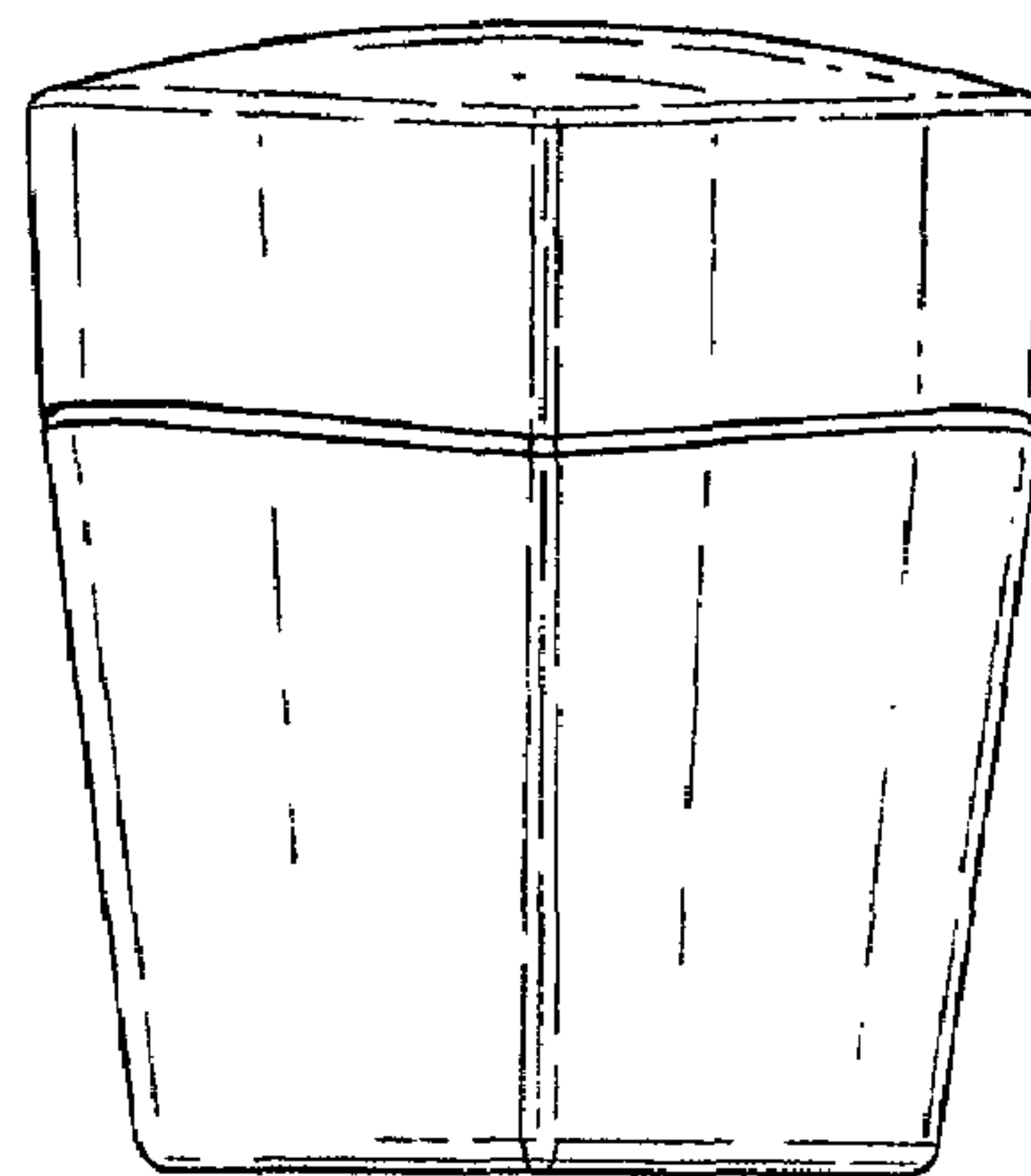


Fig. 3




Fig. 4




Fig. 5