



US00D558575S

(12) **United States Design Patent**
Van Der Krogt et al.

(10) **Patent No.: US D558,575 S**

(45) **Date of Patent: ** Jan. 1, 2008**

(54) **PACKAGE**

(75) Inventors: **Pepijn Rutger Ruben Van Der Krogt**,
Santiago (CL); **Guillermo Weyland**,
Santiago (CL); **Fernando Moreira**
Muniz-Simas, Santiago (CL)

(73) Assignee: **Conopco, Inc.**, Englewood Cliffs, NJ
(US)

(**) Term: **14 Years**

(21) Appl. No.: **29/242,253**

(22) Filed: **Nov. 8, 2005**

(51) **LOC (8) Cl.** **09-01**

(52) **U.S. Cl.** **D9/522**

(58) **Field of Classification Search** D9/600,
D9/675, 685, 690-693, 516, 522-523, 530,
D9/537-540, 543, 549, 564, 570, 572-575;
215/381-385, 396, 398, 400

See application file for complete search history.

(56) **References Cited**

U.S. PATENT DOCUMENTS

D376,430 S *	12/1996	Humphrey et al.	D24/197
D398,853 S *	9/1998	Phillips	D9/543 X
D434,311 S *	11/2000	Gavin	D9/693
D439,518 S *	3/2001	Gavin	D9/523
D448,999 S	10/2001	Weber		
D485,184 S *	1/2004	Hay et al.	D9/522
D497,312 S *	10/2004	Anderson et al.	D9/522
D502,648 S *	3/2005	Osip et al.	D9/522
D507,748 S *	7/2005	McCutchan et al.	D9/530 X
D509,144 S *	9/2005	Snyder	D9/543
D516,432 S *	3/2006	McCutchan et al.	D9/530 X
D524,657 S *	7/2006	Harris et al.	D9/522
D528,918 S *	9/2006	Cooper et al.	D9/522 X

D543,851 S *	6/2007	Franic	D9/522
D547,198 S *	7/2007	Eaton et al.	D9/658
2005/0274687 A1	12/2005	McCutchan		

OTHER PUBLICATIONS

Copending U.S. Appl. No. 11/269,405, filed Nov. 8, 2005, Package with Continuous Labels, van der Krogt et al.

Copending U.S. Appl. No. 11/269,319, filed Nov. 8, 2005, Complementary Package, van der Krogt et al.

Zest Moisturizing Body Wash, Oct. 5, 2005, 1 p., www.americarx.com.

* cited by examiner

Primary Examiner—Carol Rademaker

(74) *Attorney, Agent, or Firm*—Ellen Plotkin

(57) **CLAIM**

The ornamental design for a package, as shown and described.

DESCRIPTION

FIG. 1 is a top, front, and right side perspective view of the package in accordance with our new design;

FIG. 2 is a front elevational view thereof;

FIG. 3 is a right side elevational view thereof, the left side elevational view being a mirror image

FIG. 4 is a rear elevational view thereof;

FIG. 5 is a top plan view thereof;

FIG. 6 is a bottom plan view thereof; and,

FIG. 7 is a bottom, front, and left side perspective view thereof.

The broken lines shown in the drawings are for illustrative purposes only and form no part of the claimed design.

1 Claim, 5 Drawing Sheets




FIG. 1

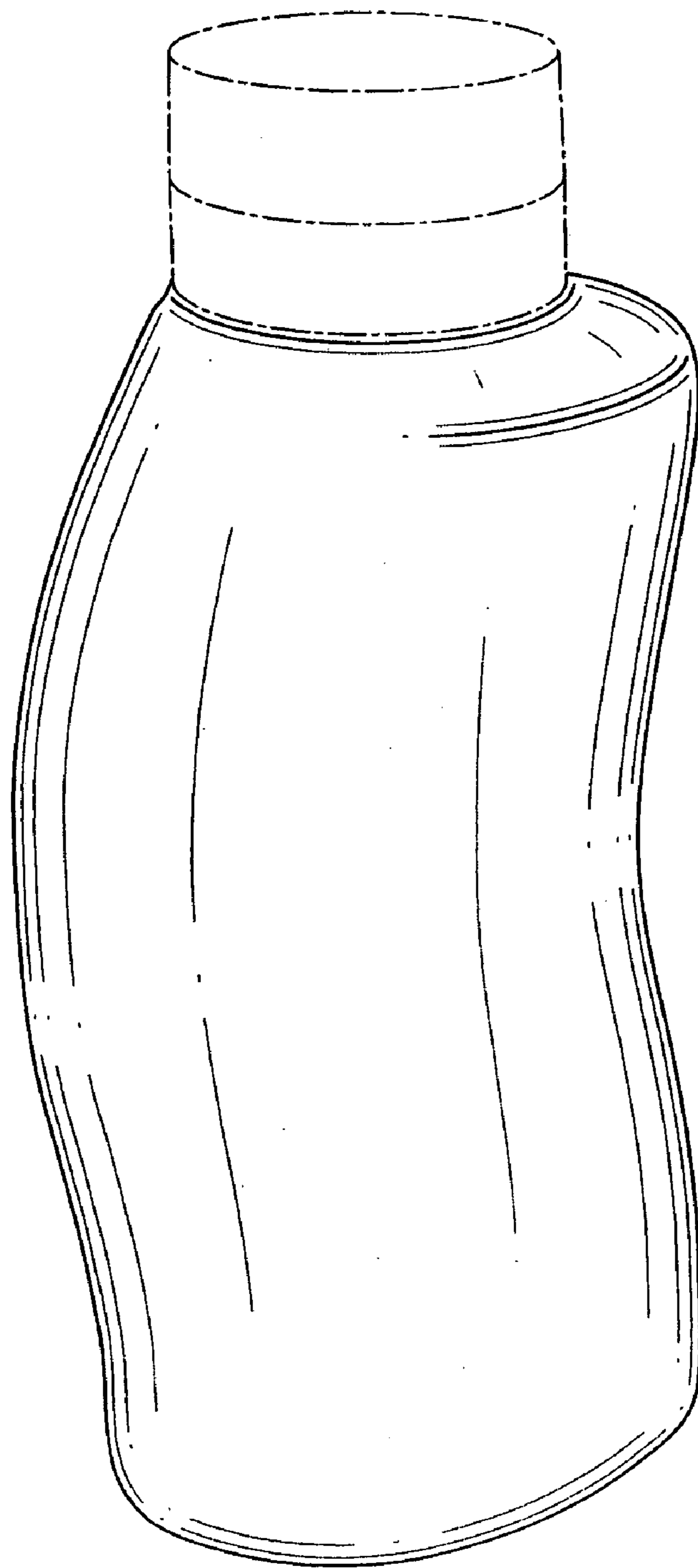


FIG. 2




FIG. 3

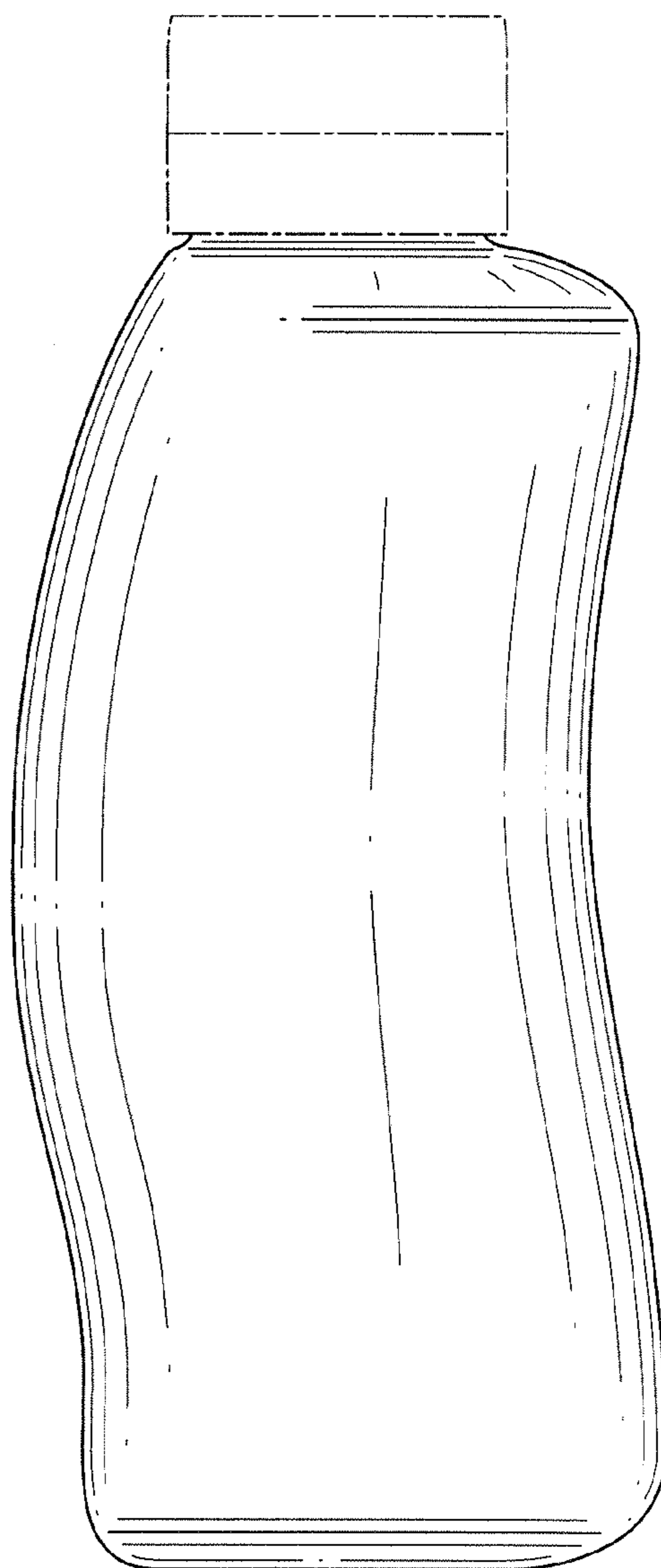


FIG. 4




FIG. 5

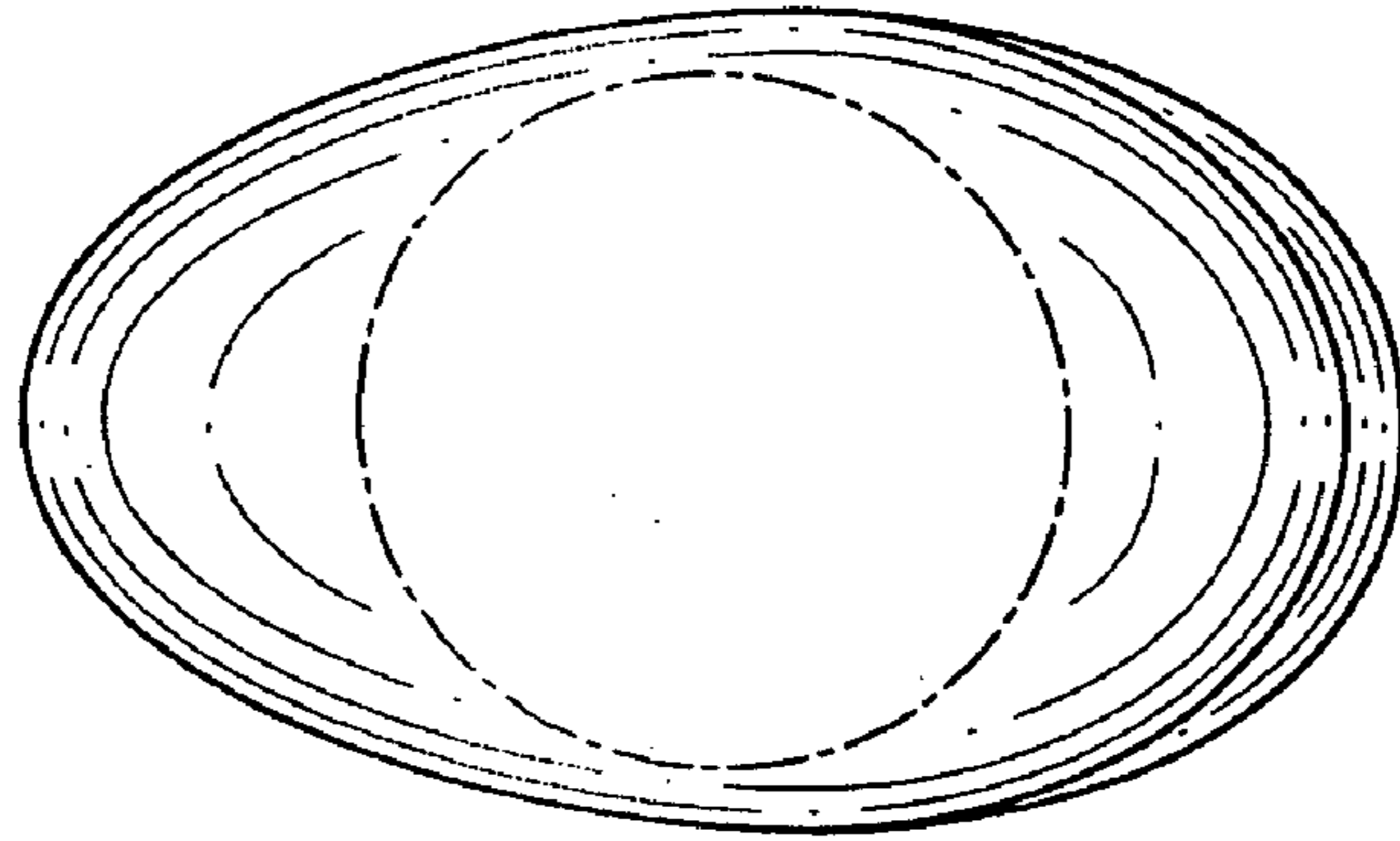


FIG. 6

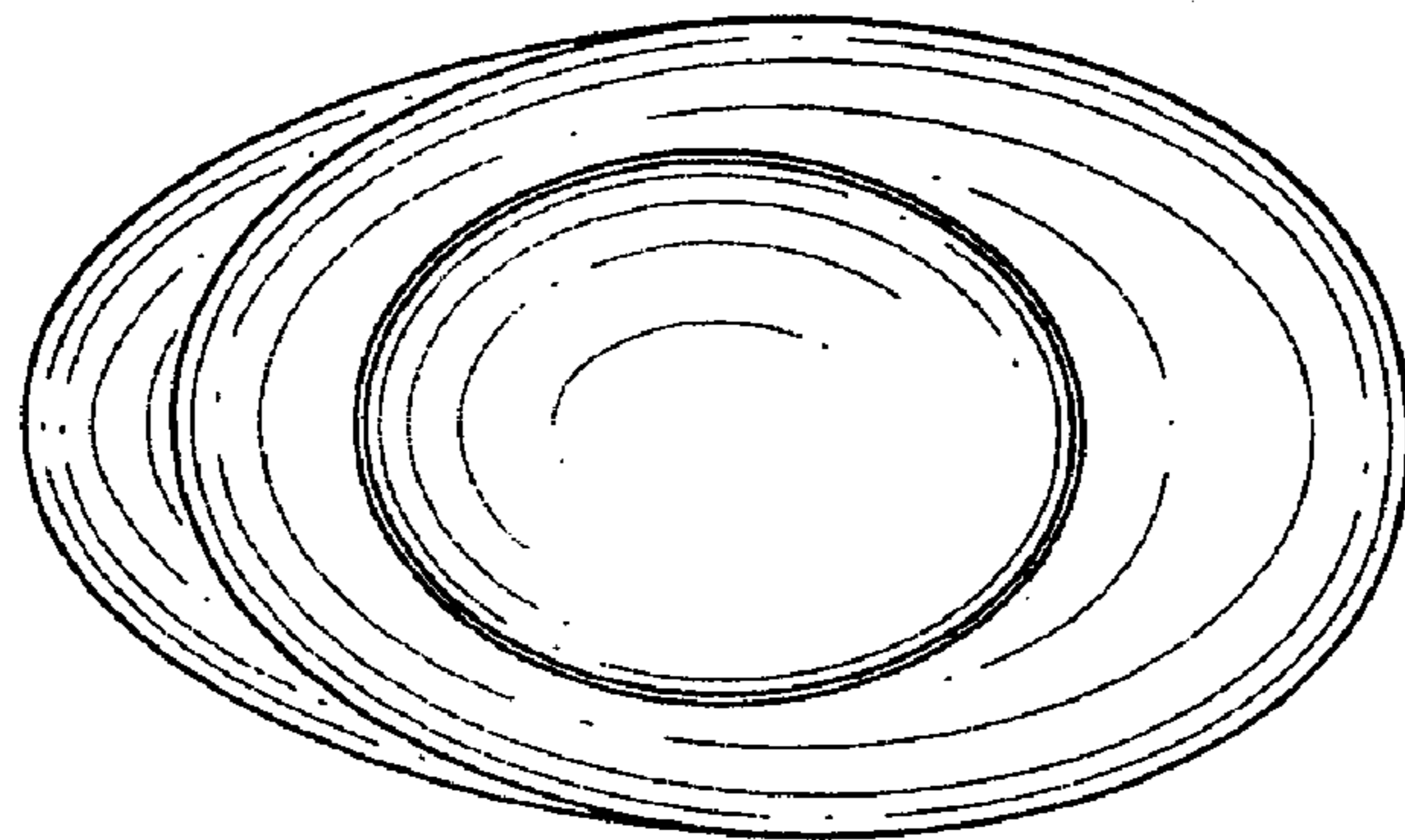


FIG. 7

