



US00D558557S

(12) **United States Design Patent**  
**Jou**

(10) **Patent No.:** **US D558,557 S**

(45) **Date of Patent:** **\*\* Jan. 1, 2008**

(54) **CABINET PULL**

(75) **Inventor:** **Benjamin S. Jou**, Taichung (TW)

(73) **Assignee:** **Century Hardware, Inc.**, Taichung (TW)

(\*\*) **Term:** **14 Years**

(21) **Appl. No.:** **29/247,875**

(22) **Filed:** **Jul. 18, 2006**

(51) **LOC (8) Cl.** ..... **08-06**

(52) **U.S. Cl.** ..... **D8/310**

(58) **Field of Classification Search** ..... D8/300,  
D8/305, 307, 310-312; D23/250-252; 16/110.1;  
292/347

See application file for complete search history.

(56) **References Cited**

**U.S. PATENT DOCUMENTS**

D206,059 S \* 10/1966 Clayton ..... D8/310

D207,482 S \* 4/1967 Carsello ..... D8/310  
D217,537 S \* 5/1970 Winton ..... D8/310  
D361,492 S \* 8/1995 Chieda ..... D8/310  
D368,640 S \* 4/1996 Sonnenleiter ..... D8/310  
D396,179 S \* 7/1998 Burns et al. .... D8/310  
D401,834 S \* 12/1998 Burns et al. .... D8/310

\* cited by examiner

*Primary Examiner*—Paula A. Greene

(74) *Attorney, Agent, or Firm*—Price Heneveld Cooper  
DeWitt & Litton LLP

(57) **CLAIM**

The ornamental design for a cabinet pull, as shown and described.



**DESCRIPTION**


FIG. 1 is a front perspective view thereof;

FIG. 2 is a front elevational view thereof; and,


FIG. 3 is a side elevational view thereof.

**1 Claim, 3 Drawing Sheets**






**FIG. 1**



**FIG. 2**



**FIG. 3**