



US00D558552S

(12) **United States Design Patent**
Kuo

(10) **Patent No.:** **US D558,552 S**

(45) **Date of Patent:** **** Jan. 1, 2008**

(54) **HAMMER**

(75) Inventor: **Cheng-Chung Kuo**, Taichung (TW)

(73) Assignee: **Lucky-Brand Industrial Co., Ltd.**,
Taichung Hsien (TW)

(**) Term: **14 Years**

(21) Appl. No.: **29/252,567**

(22) Filed: **Jan. 25, 2006**

(51) **LOC (8) Cl.** **08-02**

(52) **U.S. Cl.** **D8/75**

(58) **Field of Classification Search** D8/75,
D8/76, 77, 78, 79, 80; 81/20, 21, 22, 23,
81/489; 16/422

See application file for complete search history.

(56) **References Cited**

U.S. PATENT DOCUMENTS

4,548,248	A *	10/1985	Riemann	81/22
4,723,582	A *	2/1988	Caspall	81/20
D322,021	S *	12/1991	Hsu	D8/75
D420,881	S *	2/2000	Davis et al.	D8/75
D431,988	S *	10/2000	Staton	D8/75
D436,821	S *	1/2001	Douglas et al.	D8/75

6,386,070	B1 *	5/2002	Hong	81/20
D474,667	S *	5/2003	Hung	D8/75
6,619,408	B1 *	9/2003	Lai	81/20
D517,888	S *	3/2006	DeBoer et al.	D8/81
D519,348	S *	4/2006	Chen	D8/75

* cited by examiner

Primary Examiner—Philip Hyder

(74) *Attorney, Agent, or Firm*—Bacon & Thomas, PLLC

(57) **CLAIM**

The ornamental design for a hammer, as shown.

DESCRIPTION

FIG. 1 shows a perspective view of the present design.

FIG. 2 shows a right side elevational view of the present design.

FIG. 3 shows a top plan view of the present design.

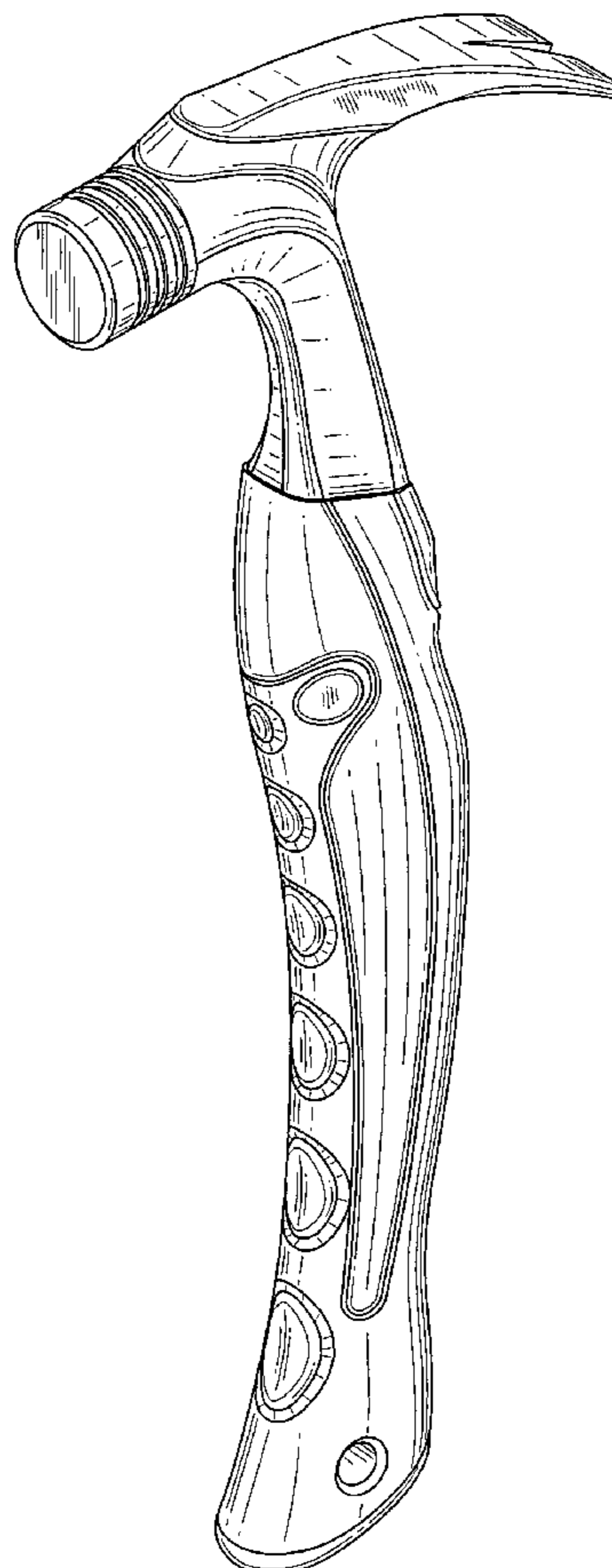
FIG. 4 shows a front elevational view of the present design.

FIG. 5 shows a bottom plan view of the present design.

FIG. 6 shows a left side elevational view of the present design; and,

FIG. 7 shows a rear elevational view of the present design.

1 Claim, 4 Drawing Sheets



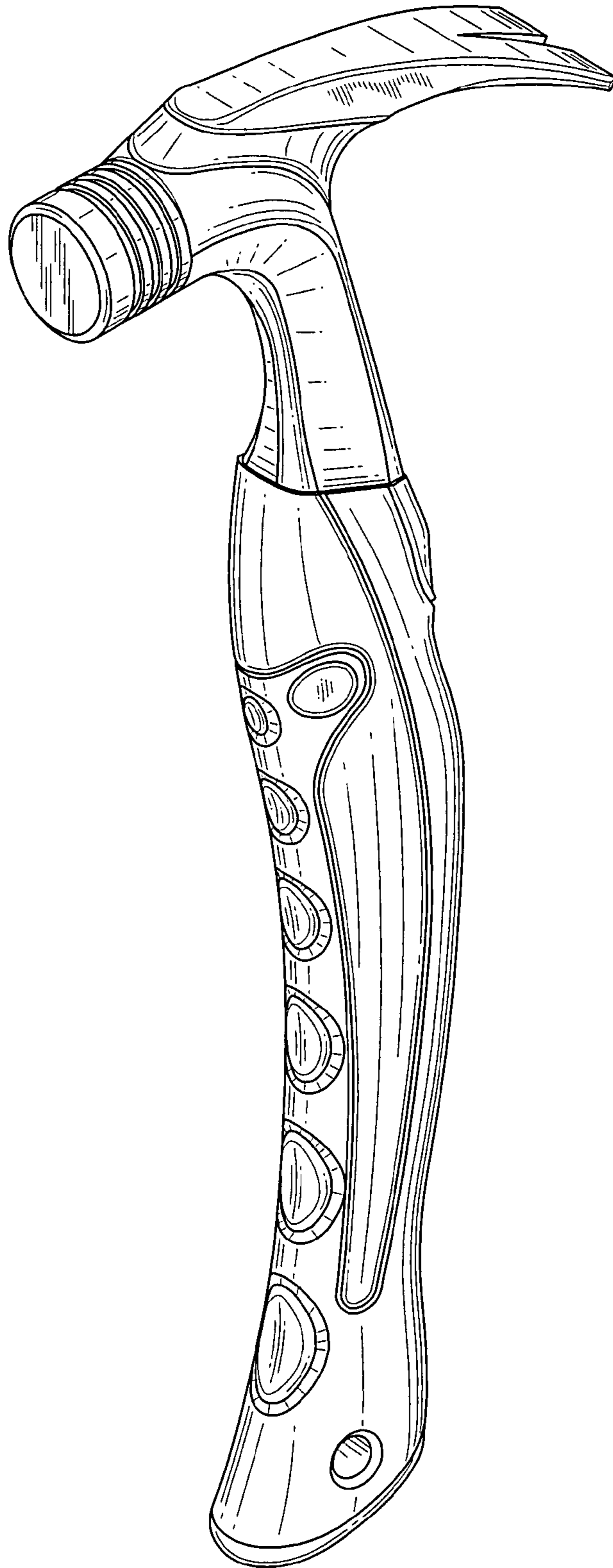


FIG. 1

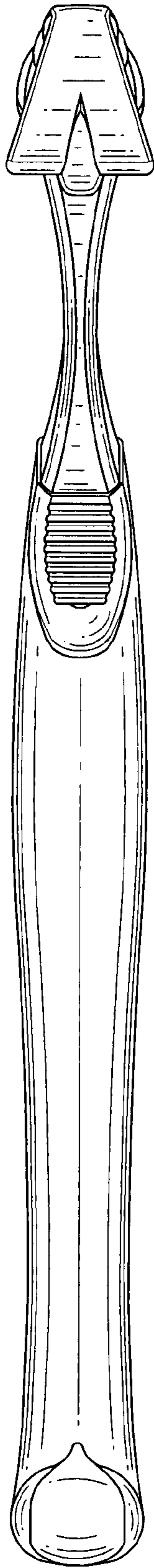


FIG. 2

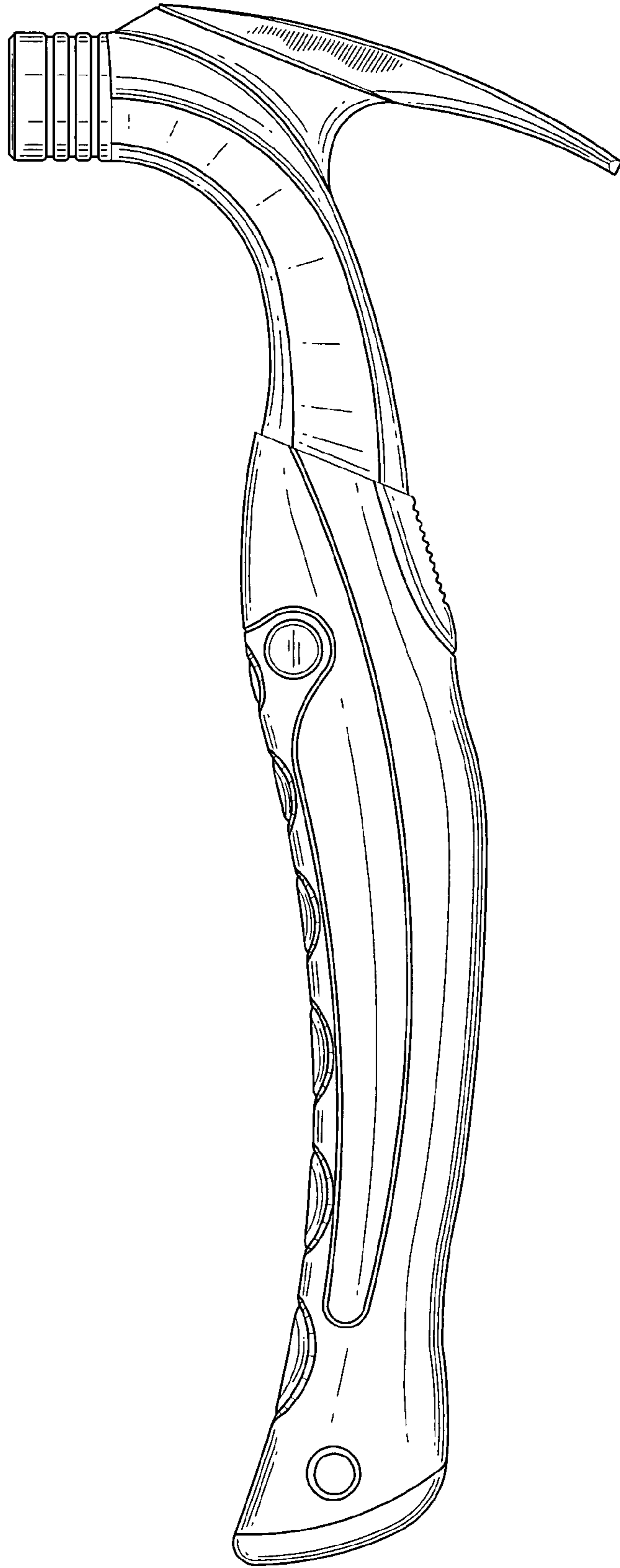


FIG. 4

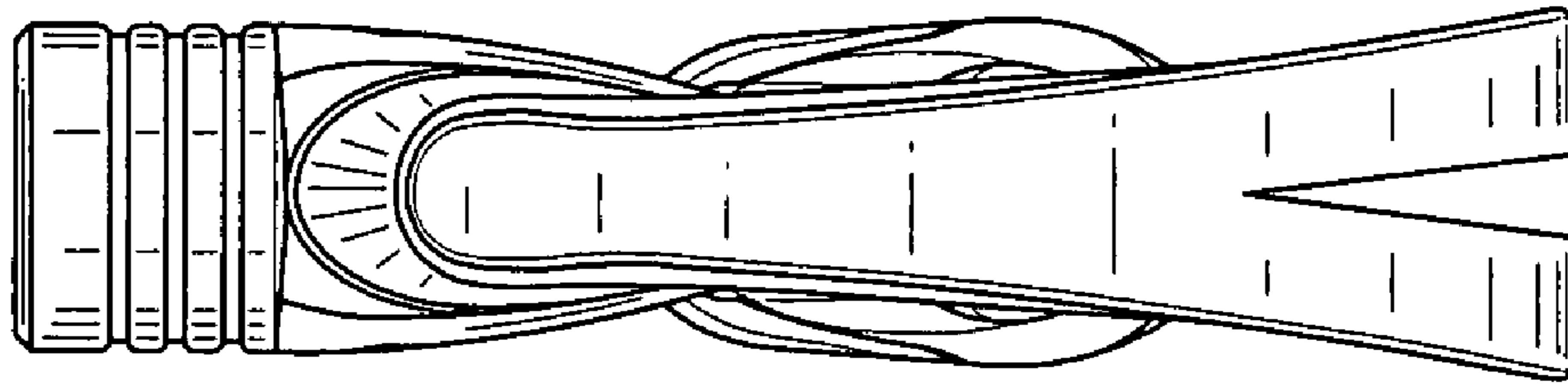


FIG. 3

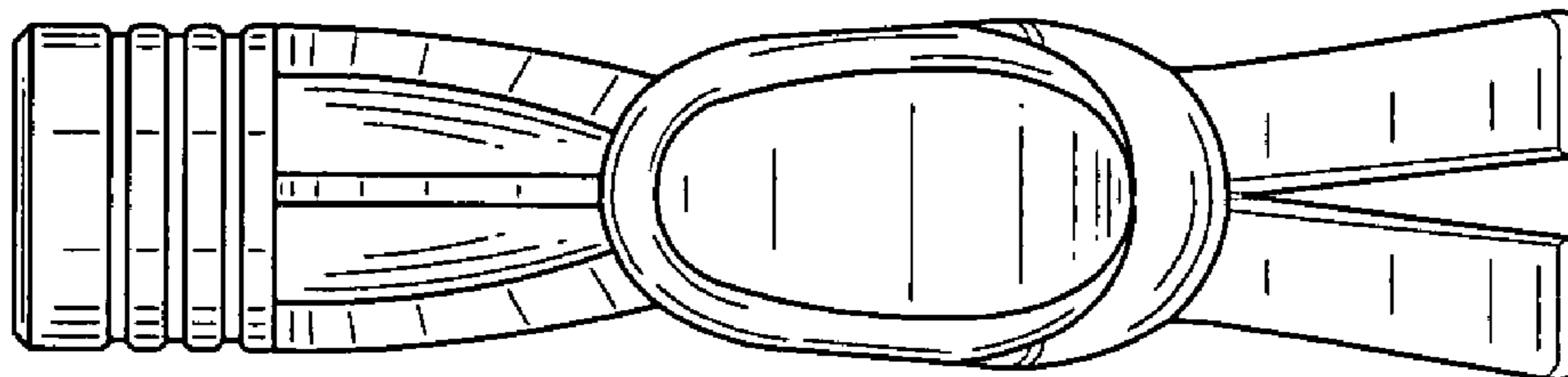


FIG. 5

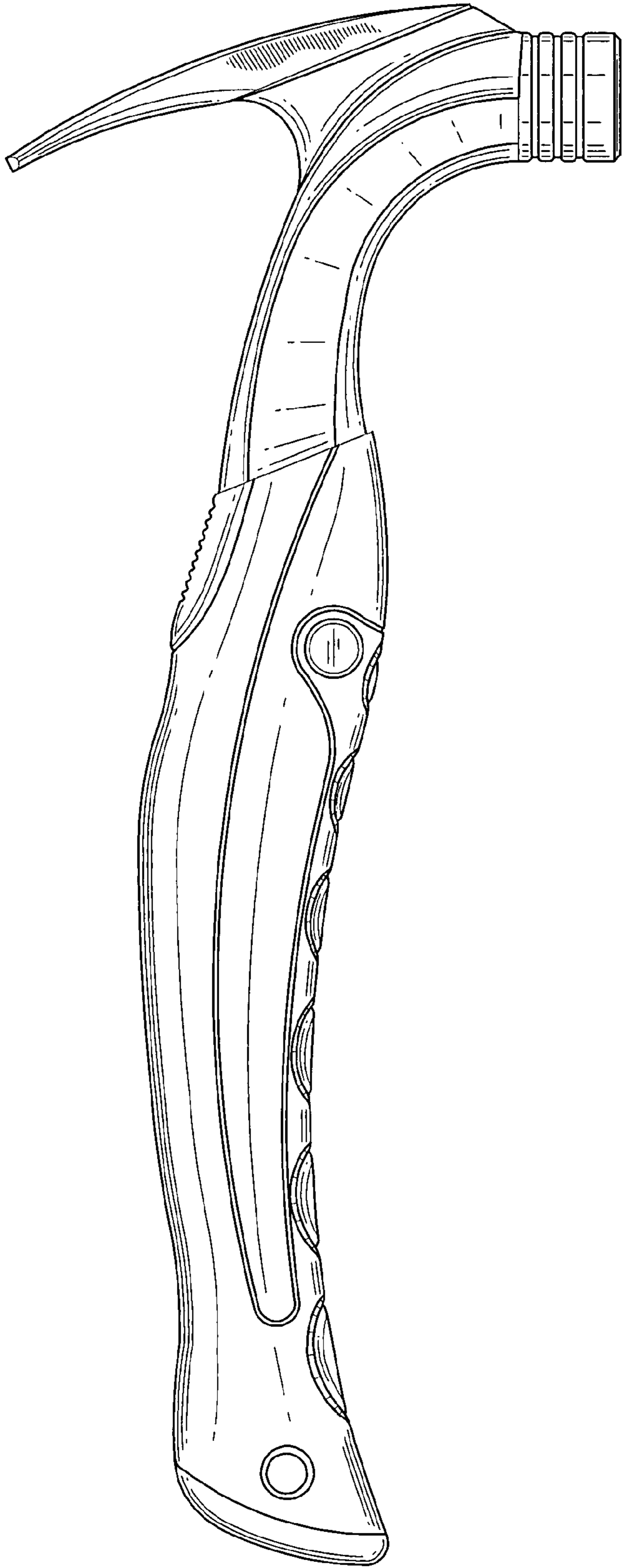


FIG. 7

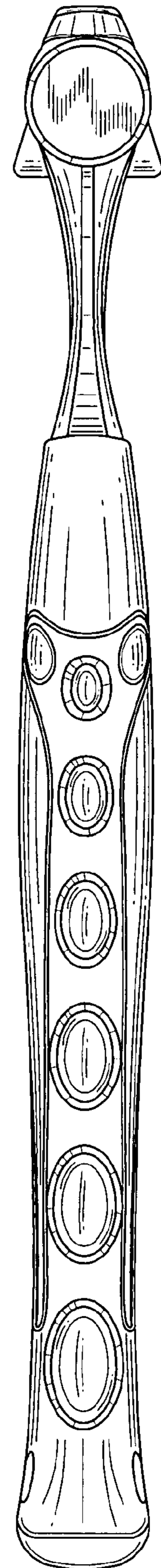


FIG. 6