



US00D558541S

(12) **United States Design Patent**  
**Shamoon**

(10) **Patent No.:** **US D558,541 S**

(45) **Date of Patent:** **\*\* Jan. 1, 2008**

(54) **OVER-THE-SINK CUTTING BOARD WITH COLLAPSIBLE STRAINER**

D503,313 S \* 3/2005 Shamoon ..... D7/667  
2004/0119220 A1 \* 6/2004 Davis ..... 269/289 R  
2005/0206060 A1 \* 9/2005 Siegel et al. .... 269/289 R

(76) Inventor: **Ellis N. Shamoon**, 2833 Park Ridge Ct., Dallas, TX (US) 75219

\* cited by examiner

(\*\*) Term: **14 Years**

*Primary Examiner*—Caron D. Veynar

*Assistant Examiner*—Ricky Pham

(21) Appl. No.: **29/277,326**

(74) *Attorney, Agent, or Firm*—Daniel V. Thompson

(22) Filed: **Feb. 21, 2007**

(57) **CLAIM**

(51) **LOC (8) Cl.** ..... **07-04**

The ornamental design for an over-the-sink cutting board with collapsible strainer, as shown.

(52) **U.S. Cl.** ..... **D7/698; D7/667**

(58) **Field of Classification Search** ..... D7/360,  
D7/388, 505, 538, 554.2, 549, 586, 637-638,  
D7/667, 696-699; D6/135; D32/56-58;  
99/446, 449; 269/13-15, 289 R, 291, 297,  
269/298, 302.1, 289 MR, 315; 294/172;  
451/461

**DESCRIPTION**

See application file for complete search history.

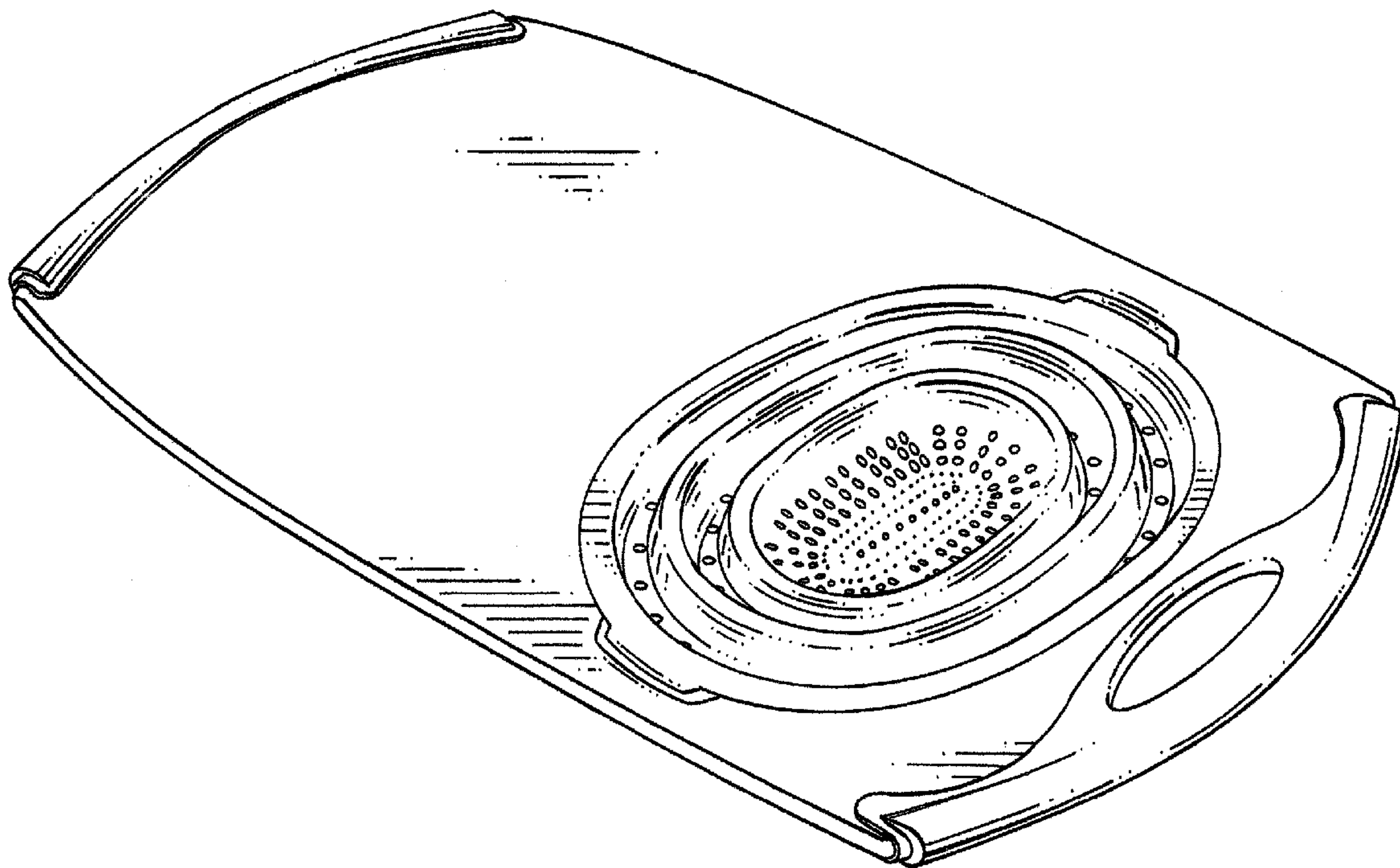
FIG. 1 is a perspective view of the over-the-sink cutting board with collapsible strainer showing my new design;  
FIG. 2 is a front elevational view thereof;  
FIG. 3 is a rear elevational view thereof;  
FIG. 4 is a left side elevational view thereof;  
FIG. 5 is a right side elevational view thereof;  
FIG. 6 is a top plan view thereof; and,  
FIG. 7 is a bottom plan view thereof.

(56) **References Cited**

**U.S. PATENT DOCUMENTS**

D235,301 S \* 6/1975 Mountain, Jr. .... D7/505  
D259,166 S \* 5/1981 Krusche ..... D7/549  
D339,722 S \* 9/1993 Ancona et al. .... D7/698  
D442,037 S \* 5/2001 Wong ..... D7/698

**1 Claim, 4 Drawing Sheets**



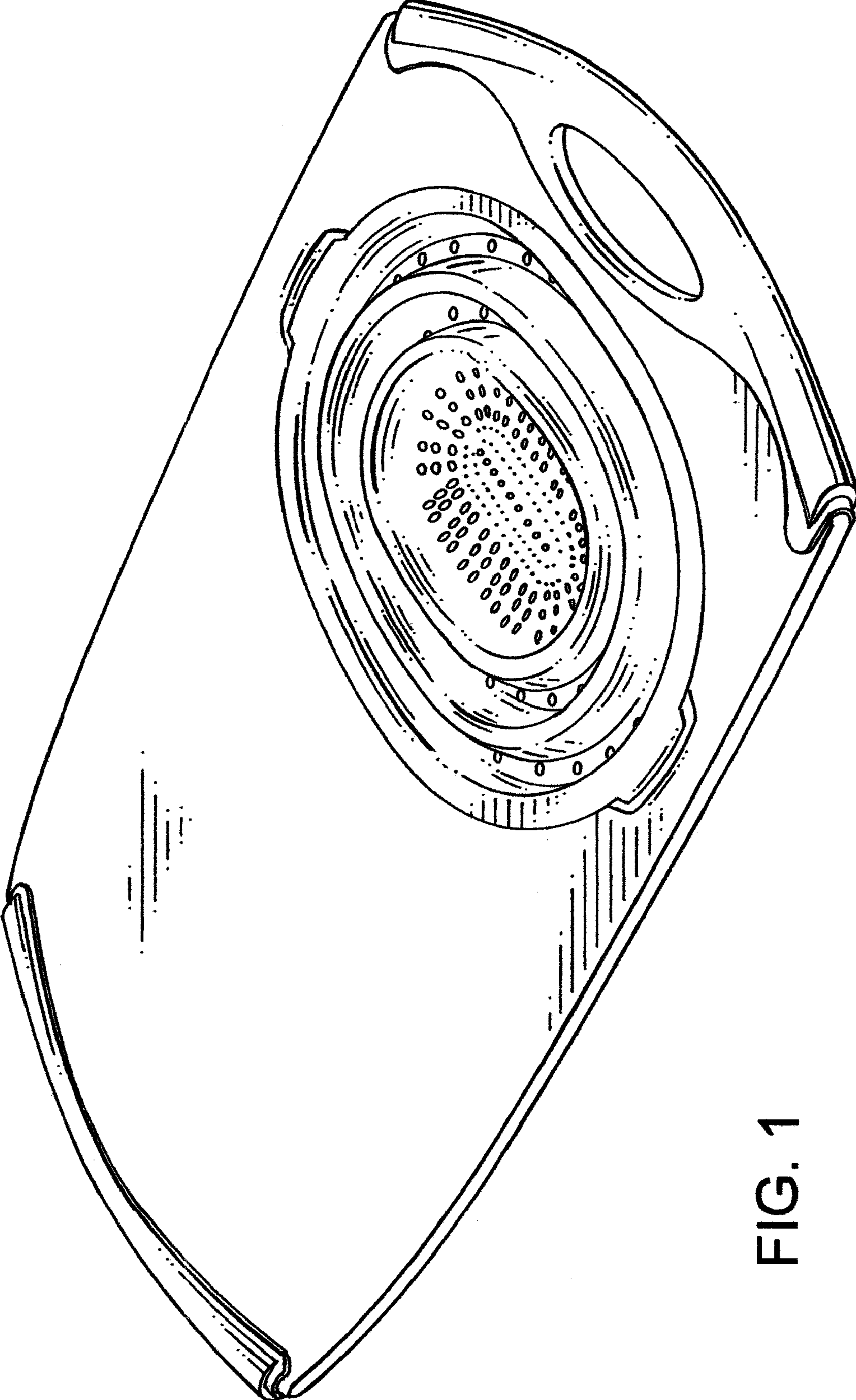


FIG. 1




FIG. 2



FIG. 3




FIG. 4



FIG. 5



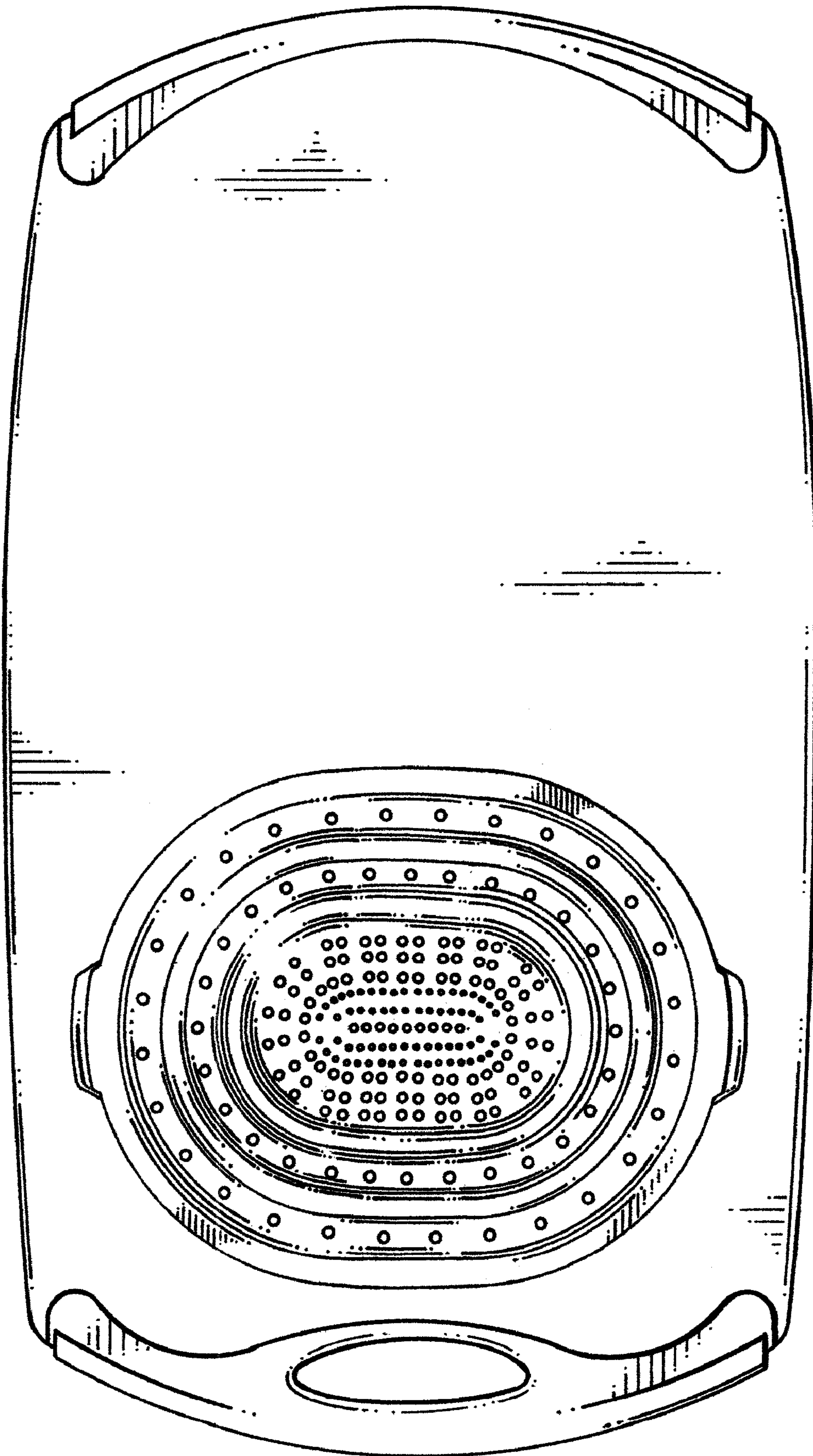


FIG. 6

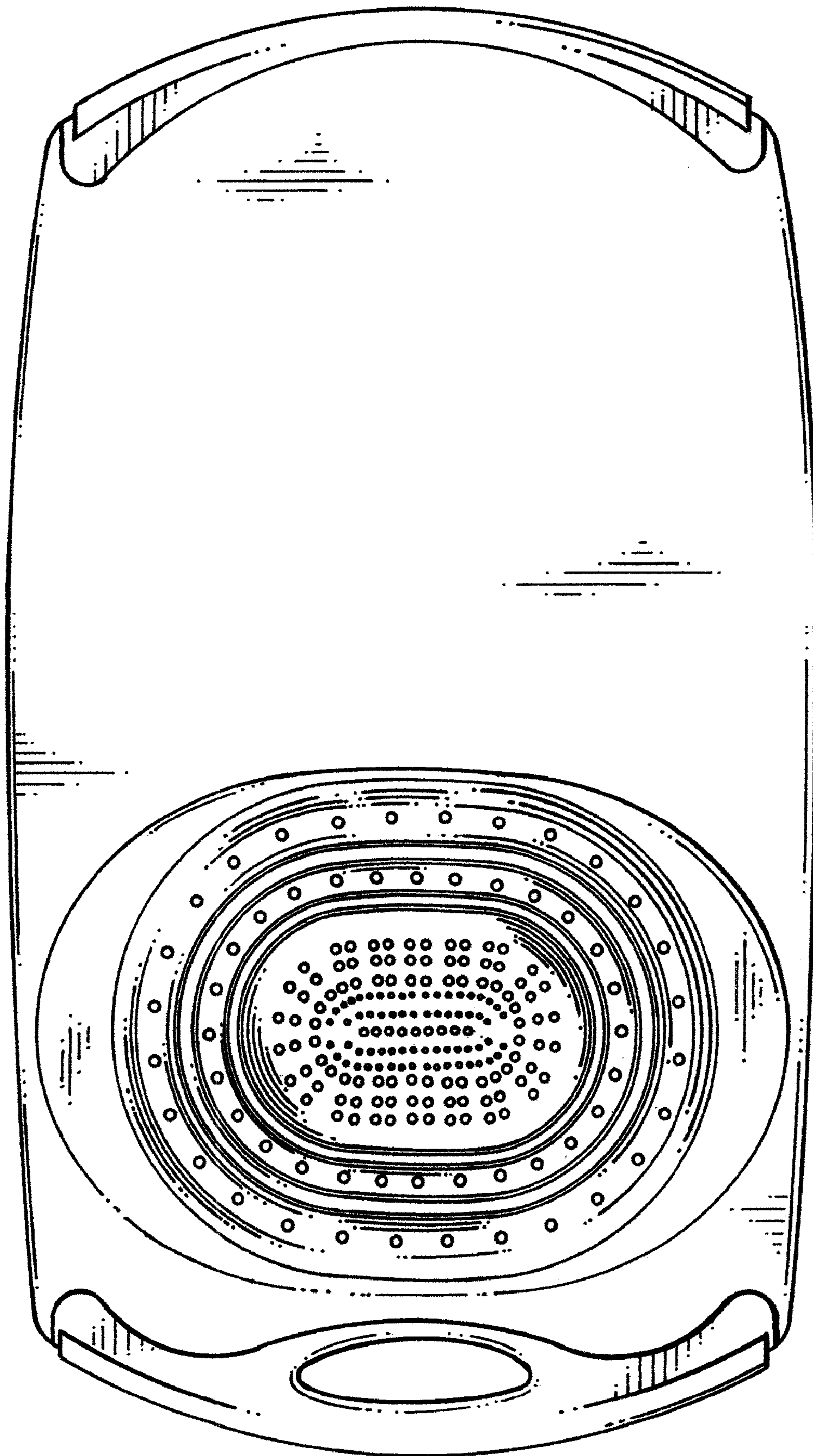


FIG. 7