



US00D558536S

(12) **United States Design Patent** (10) **Patent No.:** **US D558,536 S**
Curtin (45) **Date of Patent:** **** Jan. 1, 2008**

(54) **COLLAPSIBLE COLANDER**

(75) Inventor: **Heather Curtin**, Renton, WA (US)

(73) Assignee: **Progressive International Corp.**, Kent, WA (US)

(**) Term: **14 Years**

(21) Appl. No.: **29/277,285**

(22) Filed: **Feb. 20, 2007**

(51) **LOC (8) Cl.** **07-04**

(52) **U.S. Cl.** **D7/667**

(58) **Field of Classification Search** D7/667,
D7/668, 400; 210/464, 465, 470-478, 498,
210/499; 99/495, 501-513; 220/6, 8
See application file for complete search history.

(56) **References Cited**

U.S. PATENT DOCUMENTS

1,675,855	A	7/1928	Kogler et al.	
2,456,912	A	12/1948	Burrows	
2,464,921	A	3/1949	Chandler	
2,520,382	A	8/1950	Conrad et al.	
2,650,485	A *	9/1953	La Greca	210/473
2,808,938	A	10/1957	Glover	
D199,320	S *	10/1964	La Greca	D7/667
3,300,048	A	1/1967	Pollock	
4,220,534	A	9/1980	Perry	
4,419,103	A	12/1983	Balkan	
D272,972	S	3/1984	De Coster	
D286,490	S	11/1986	Carlson	
4,622,146	A	11/1986	O'Brien	
5,035,800	A	7/1991	Kopach	
D359,202	S	6/1995	Cousins et al.	
5,439,128	A	8/1995	Fishman	
D378,565	S *	3/1997	Cousins	D7/667
D379,289	S *	5/1997	Jeppesen et al.	D7/667
6,035,766	A	3/2000	Schirmer	
D433,884	S *	11/2000	Fujimoto	D7/667
6,202,542	B1	3/2001	Melton	
6,736,285	B2	5/2004	Stewart-Stand	
6,758,348	B2	7/2004	Adkins	
D502,847	S	3/2005	Leonori	

D526,541	S *	8/2006	Repp et al.	D7/667
2003/0217649	A1	11/2003	Leonori	
2005/0127073	A1 *	6/2005	Kusuma et al.	220/6
2005/0127074	A1	6/2005	Kusuma et al.	
2006/0060522	A1	3/2006	Bushey	
2006/0096929	A1	5/2006	Repp et al.	

FOREIGN PATENT DOCUMENTS

GB	2028675	3/1980
JP	09-192031	7/1997
WO	2006054168	5/2006

OTHER PUBLICATIONS

“One Source for Silicone Innovation”, Dexas International, Ltd.; www.dexas.com; 1 page; 2006.
“Strainer”, Good Design 2005, Norman Copenhagen, http://www.norman-copenhagen.com/the1.html, 1 page, Printed Jul. 13, 2006.
“Prepology Set of 3 Silicone Collapsible Colanders,” QVC, http://www.qvc.com/scripts/detail.dtl, 5 pages, Printed Jul. 5, 2006.
“The Norman Collapsible Colander,” Smart Stuff, www.smartsuff.se; 2 pages, Aug. 2005.

* cited by examiner

Primary Examiner—Terry A Wallace

(74) *Attorney, Agent, or Firm*—Black Lowe & Graham, PLLC

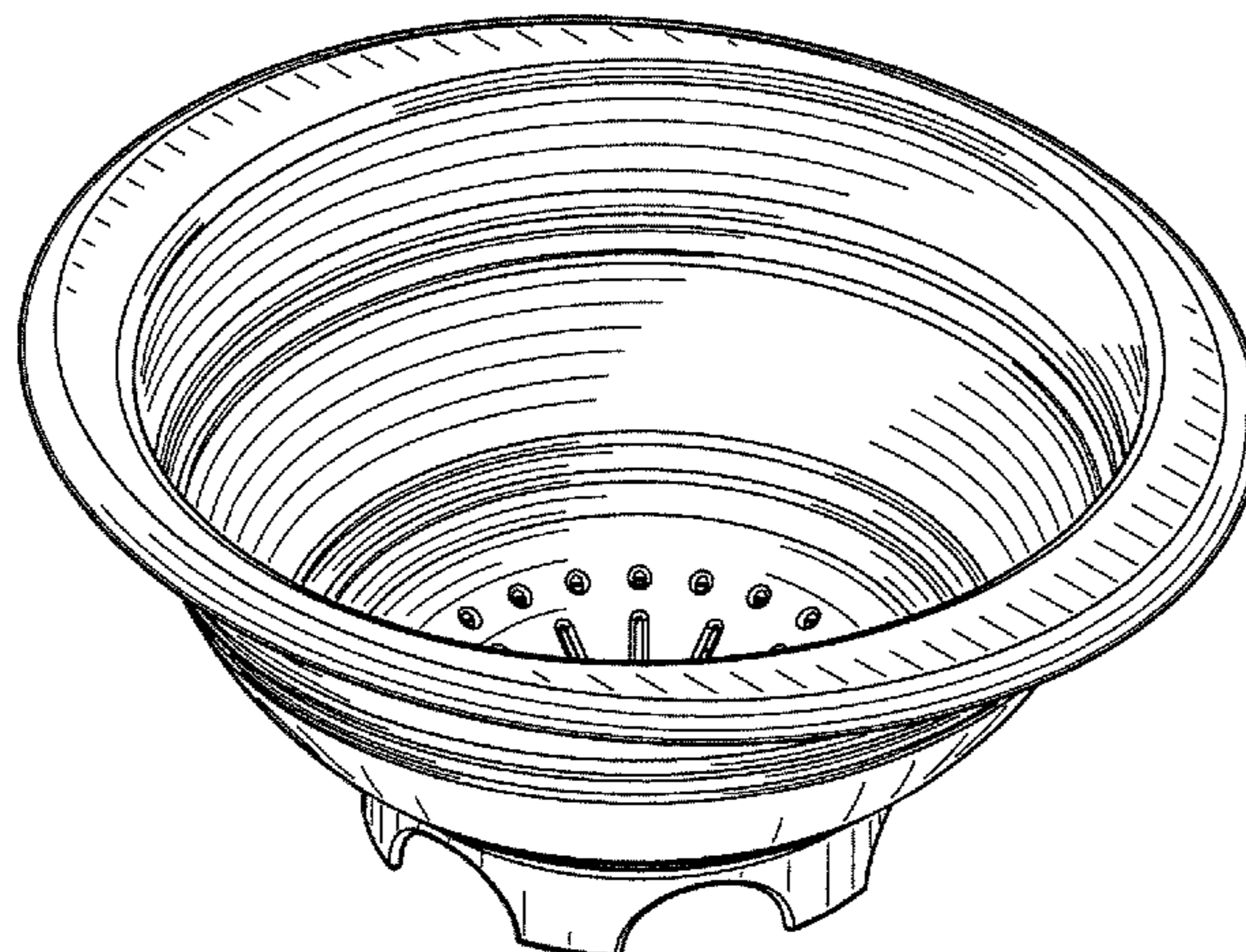
(57) **CLAIM**

The ornamental design for a collapsible colander, as shown and described.

DESCRIPTION

FIG. 1 is a top view of the collapsible colander;
FIG. 2 is a front view of the collapsible colander;
FIG. 3 is a back view of the collapsible colander;
FIG. 4 is a bottom view of the collapsible colander;
FIG. 5 is a left side view of the collapsible colander;
FIG. 6 is a right side view of the collapsible colander;
FIG. 7 is a perspective view of the collapsible colander; and,
FIG. 8 is a perspective view of the collapsible colander, shown in the collapsed position.

1 Claim, 4 Drawing Sheets



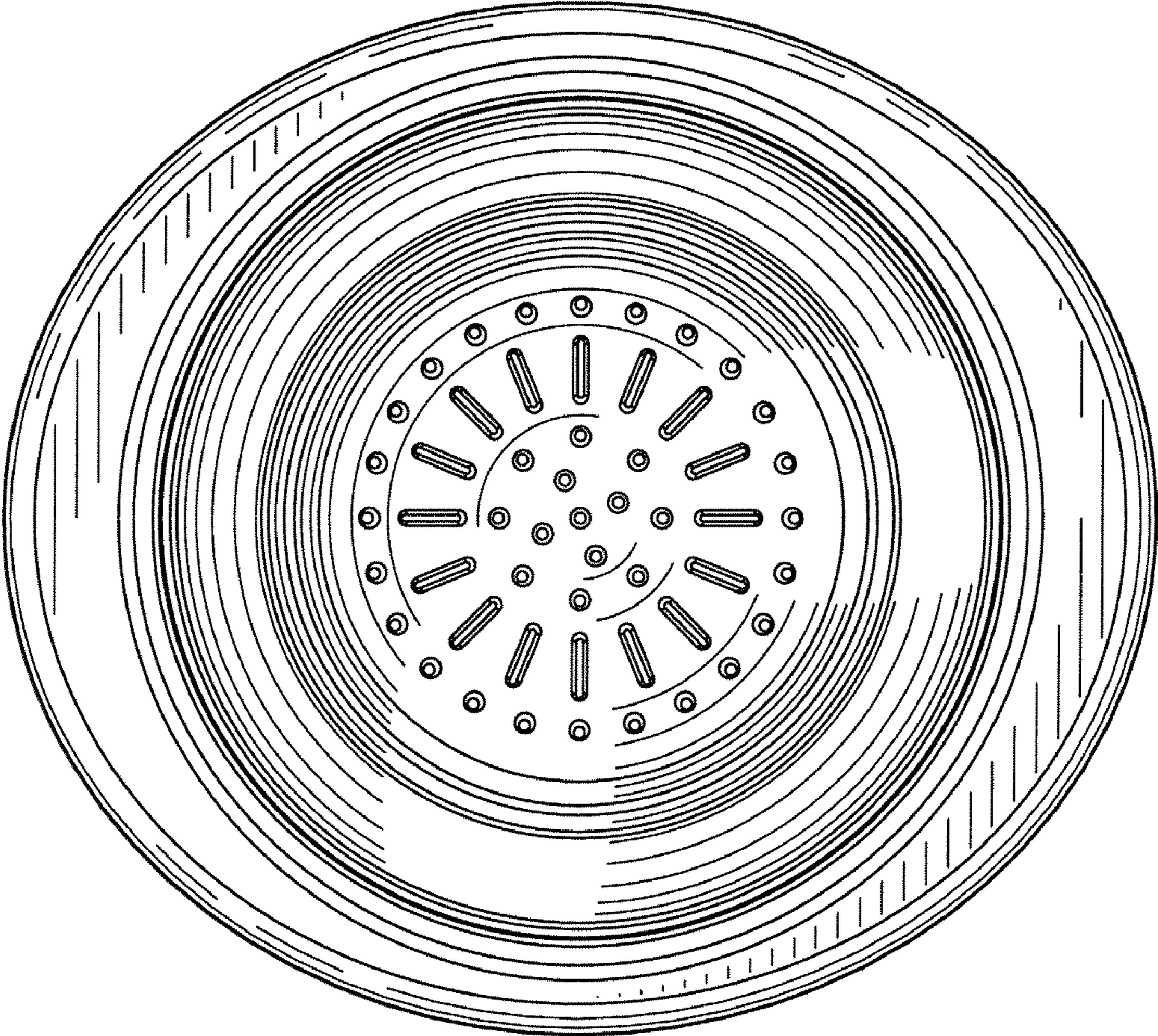


FIG.1




FIG.2

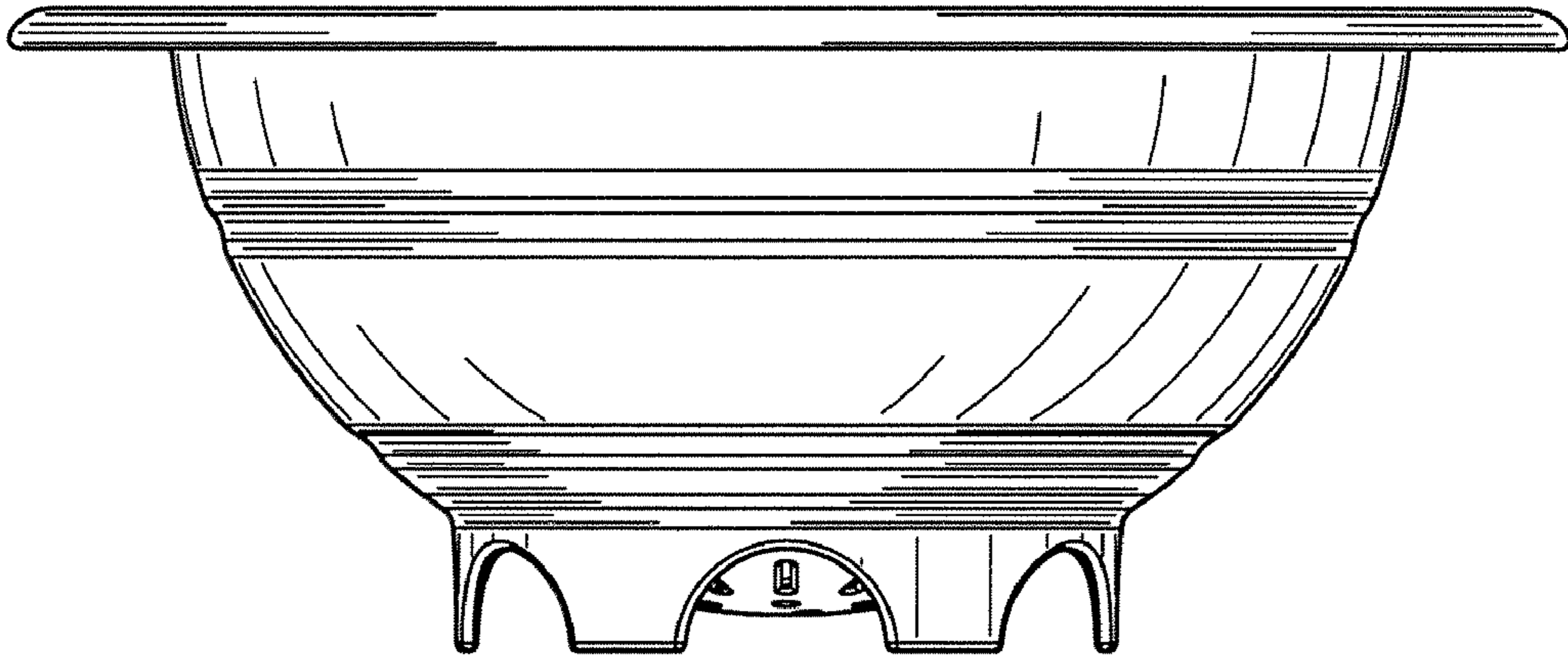


FIG. 3

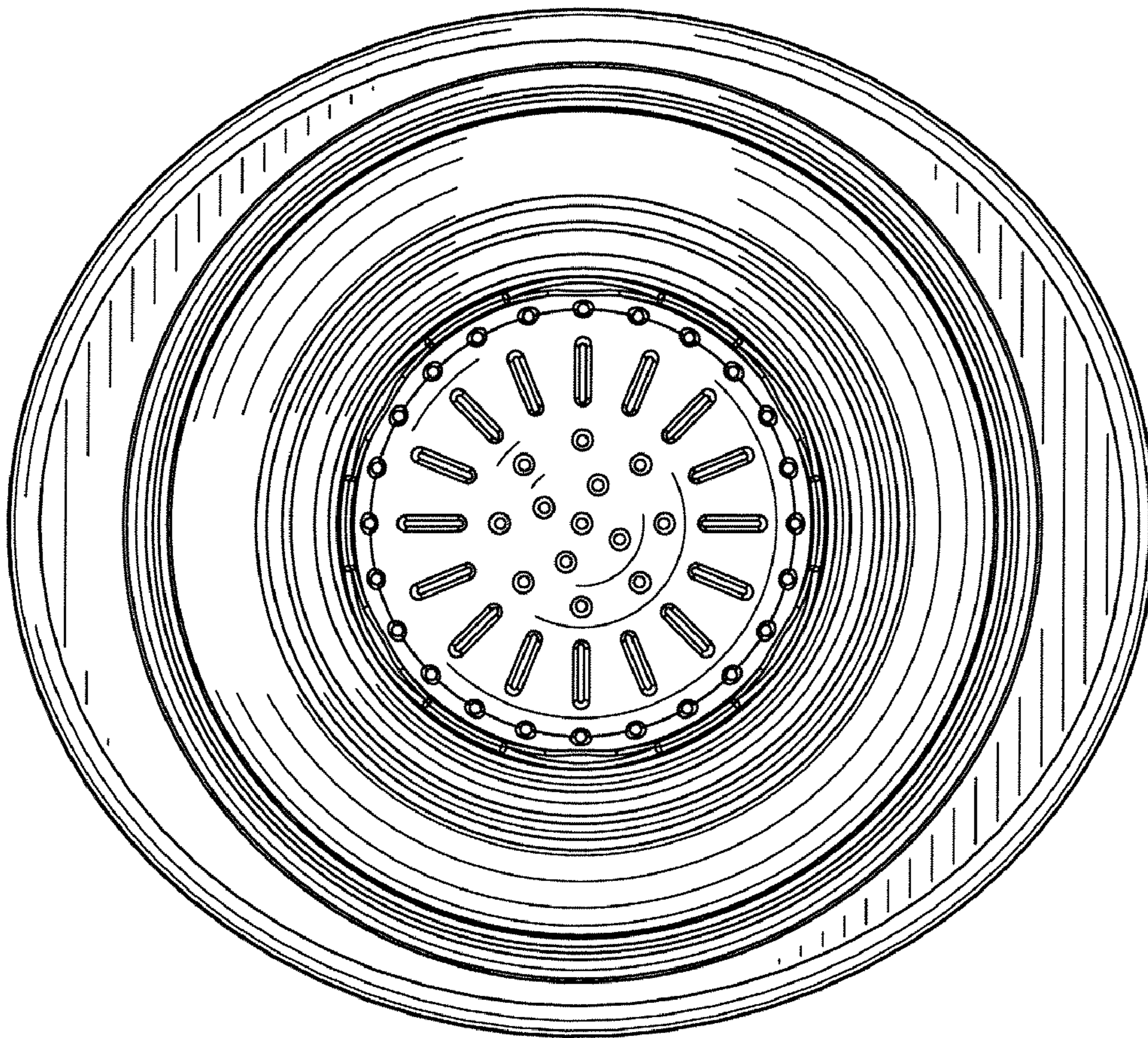


FIG. 4




FIG. 5




FIG. 6

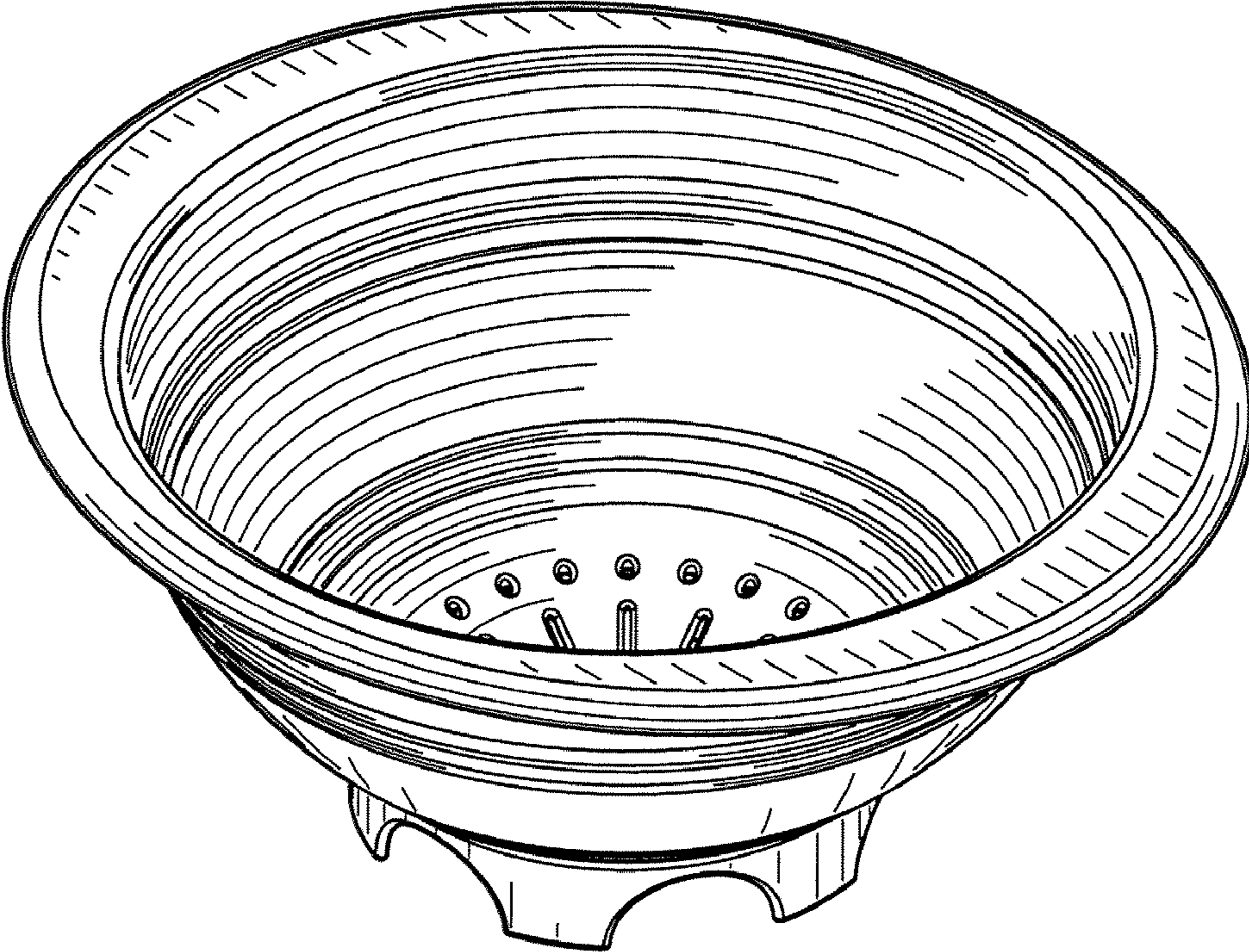


FIG. 7

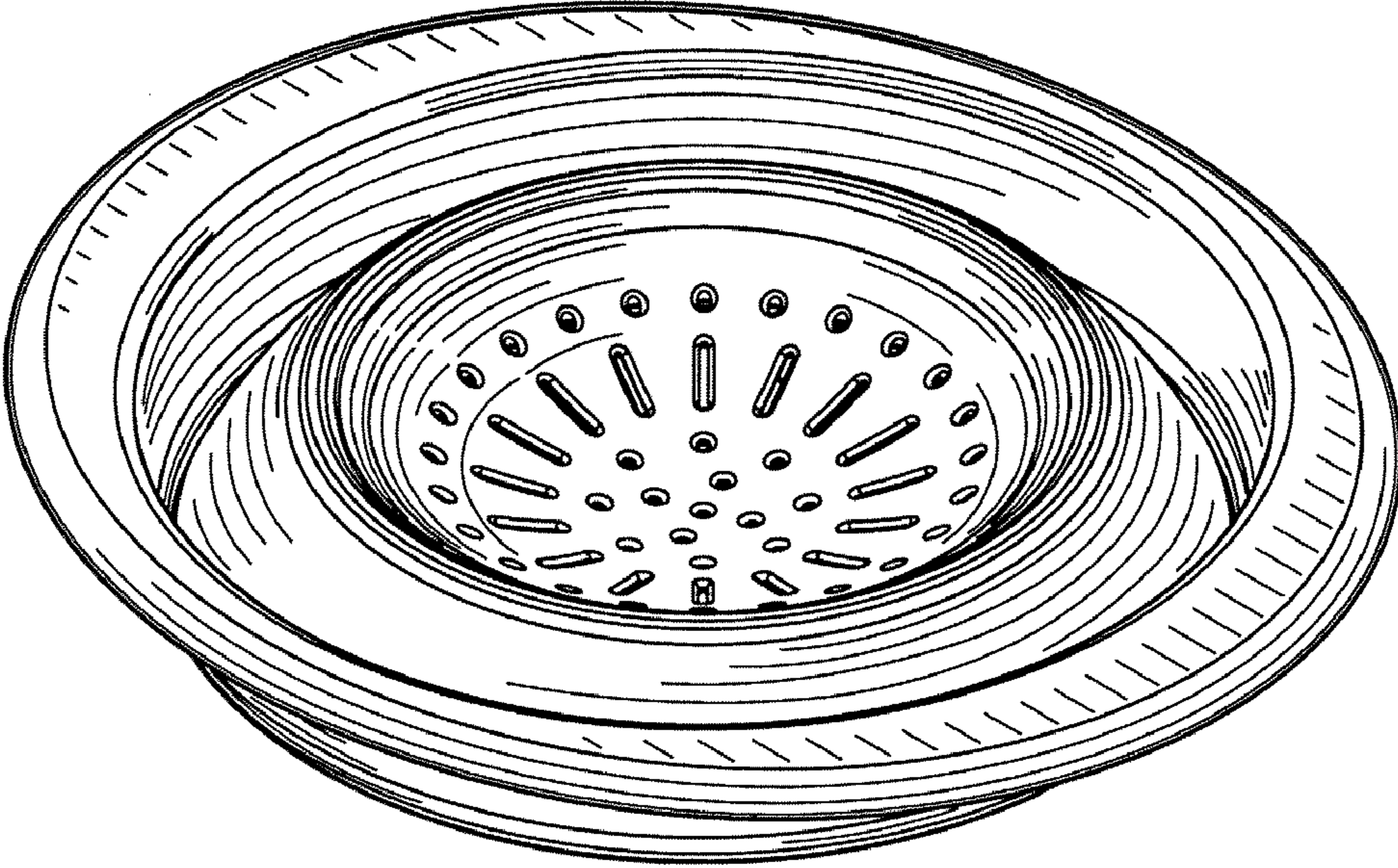


FIG. 8