



US00D558530S

(12) **United States Design Patent**
McDavitt et al.

(10) **Patent No.:** **US D558,530 S**
(45) **Date of Patent:** **** Jan. 1, 2008**

(54) **CUPCAKE STAND**

(75) Inventors: **John McDavitt**, Plainfield, IL (US);
Stephanie Goode, Plainfield, IL (US)

(73) Assignee: **Wilton Industries Inc.**, Woodridge, IL (US)

(**) Term: **14 Years**

(21) Appl. No.: **29/268,291**

(22) Filed: **Nov. 2, 2006**

(51) **LOC (8) Cl.** **07-07**

(52) **U.S. Cl.** **D7/610; D7/704; D11/118**

(58) **Field of Classification Search** D7/610,
D7/701, 704, 601, 600.1-600.4; D6/462-469;
248/176.1; D11/117, 118, 121, 125; 211/71.01,
211/70.6, 70.7, 77, 78, 74, 133.2, 128.1, 119.12,
211/181.1, 85.31

See application file for complete search history.

(56) **References Cited**

U.S. PATENT DOCUMENTS

D165,303 S * 11/1951 Rogers D7/706
D166,528 S * 4/1952 Cole D7/704

D403,212 S * 12/1998 Doret, Jr. D7/600.2
D444,359 S * 7/2001 Levy D7/704
D467,127 S * 12/2002 Wright D7/601
D516,385 S * 3/2006 Franczyk D7/610
D536,936 S * 2/2007 Tiemann D7/704

* cited by examiner

Primary Examiner—Terry A Wallace

(74) *Attorney, Agent, or Firm*—DLA Piper US LLP; R. Blake Johnston, Esq.


(57) **CLAIM**

The ornamental design for a cupcake stand, as shown and described.

DESCRIPTION

FIG. 1 is a perspective view of the cupcake stand;
FIG. 2 is a front elevational view of the cupcake stand, the rear of which is an identical mirror image;
FIG. 3 is a left side elevational view of the cupcake stand, the right side of which is an identical mirror image;
FIG. 4 is a top plan view of the cupcake stand; and,
FIG. 5 is a bottom plan view of the cupcake stand.

1 Claim, 4 Drawing Sheets






FIG. 1




FIG. 2

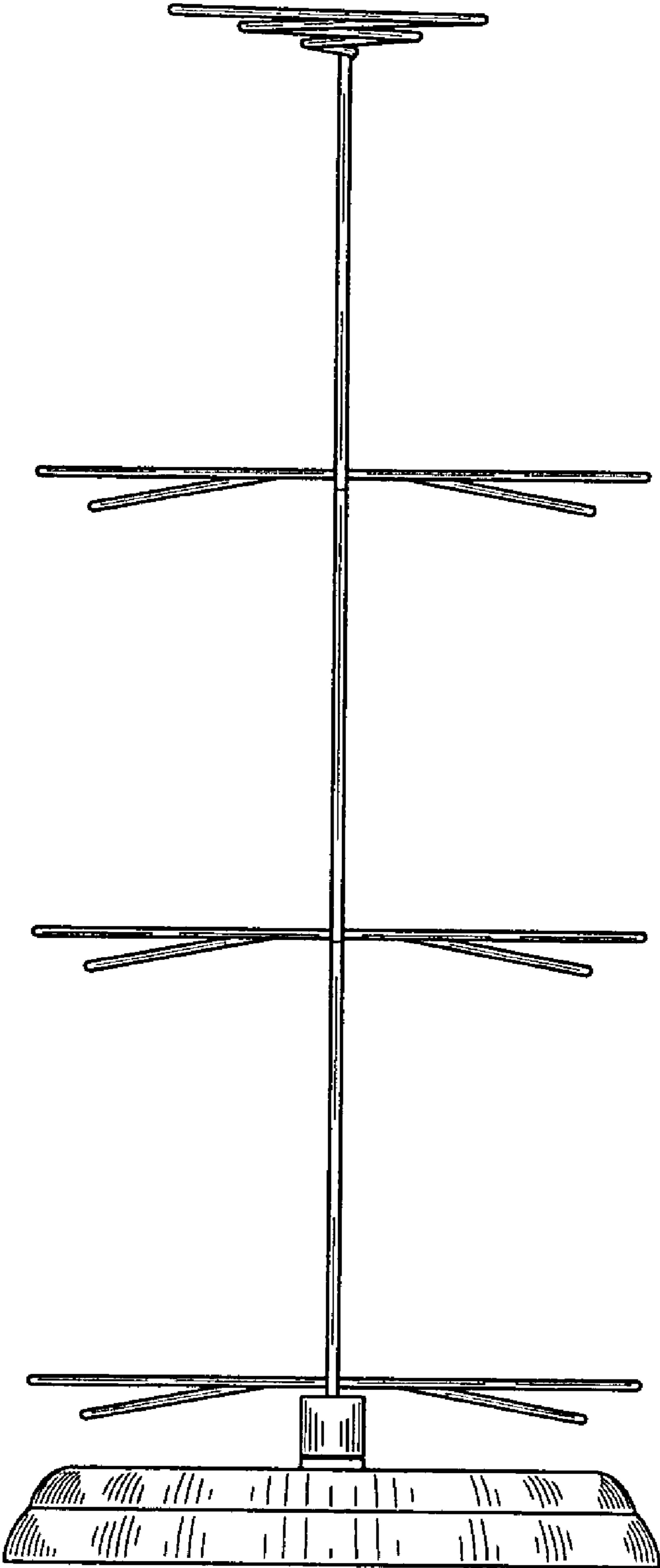


FIG. 3




FIG. 4

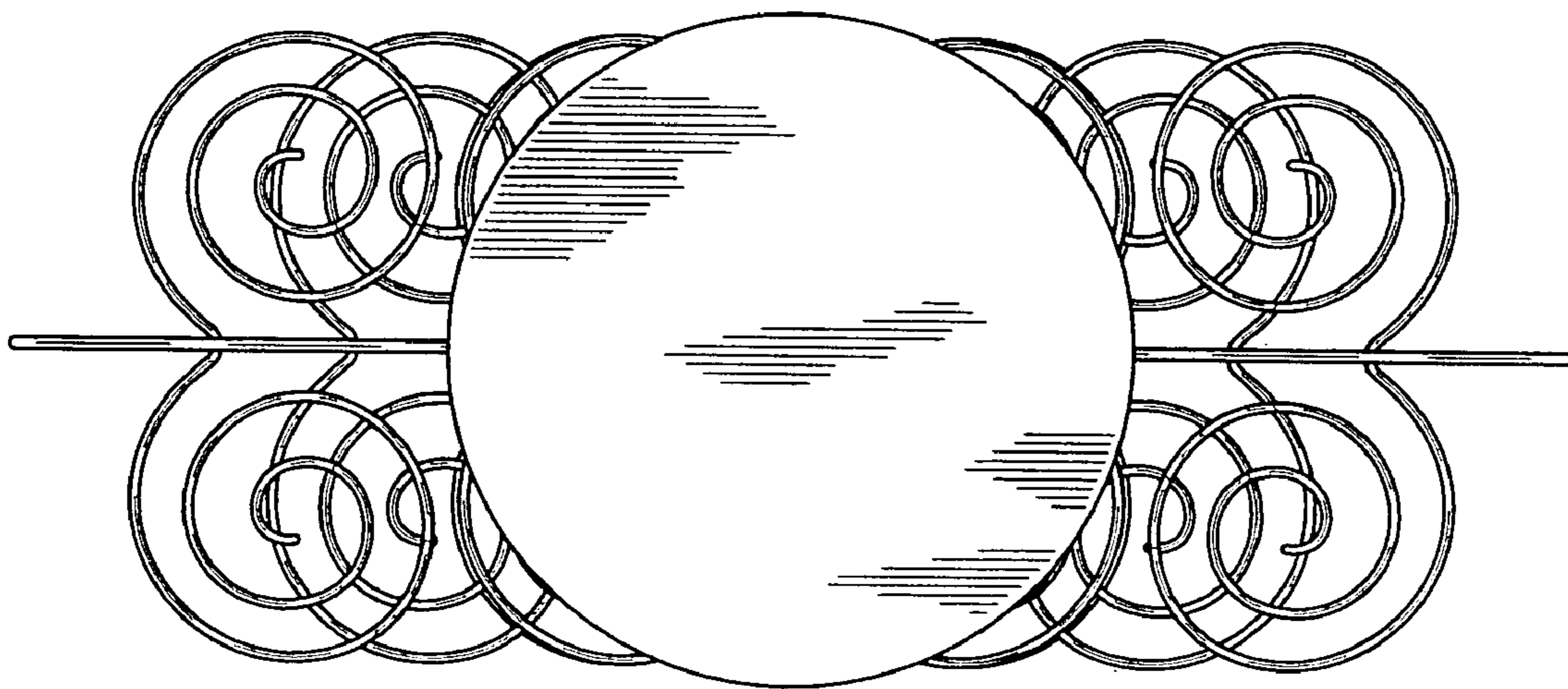


FIG. 5