



US00D558515S

(12) **United States Design Patent**  
**Holub**

(10) **Patent No.:** **US D558,515 S**  
(45) **Date of Patent:** **\*\* Jan. 1, 2008**

(54) **STEPPED INTERIOR FOR A BEVERAGE JUG**  
(75) Inventor: **Timothy M. Holub**, Cheney, KS (US)  
(73) Assignee: **The Coleman Company, Inc.**, Wichita, KS (US)

3,285,459 A \* 11/1966 Gahm ..... 220/8  
4,061,782 A \* 12/1977 Baxter ..... 426/86  
4,071,163 A \* 1/1978 Martin ..... 220/630  
D395,195 S \* 6/1998 Heiberg et al. .... D7/391  
5,845,806 A \* 12/1998 Parchman ..... 220/739  
D475,243 S \* 6/2003 Trazzi ..... D7/532  
6,715,243 B1 \* 4/2004 Fons ..... 52/192

(\*\*) Term: **14 Years**  
(21) Appl. No.: **29/255,650**  
(22) Filed: **Mar. 10, 2006**

\* cited by examiner  
*Primary Examiner*—Philip S. Hyder  
*Assistant Examiner*—Cynthia Underwood  
(74) *Attorney, Agent, or Firm*—Leydig, Voit & Mayer, Ltd.

(51) **LOC (8) Cl.** ..... **07-01**  
(52) **U.S. Cl.** ..... **D7/396.2; D7/396.1; D7/387**  
(58) **Field of Classification Search** ..... D7/213,  
D7/387, 388, 396.1, 396.2, 396.5, 391, 396.6,  
D7/511, 512, 524–536, 588, 667, 392; D3/202;  
D9/429, 449, 500, 516, 523, 525, 526, 537,  
D9/542; 126/246; 215/387, DIG. 7; 220/8,  
220/545, 592.16, 592.17, 565, 574, 703,  
220/710.5, 759; 229/400; 340/447; 426/86  
See application file for complete search history.

(57) **CLAIM**  
The ornamental design for a stepped interior for a beverage jug, as shown and described.

(56) **References Cited**  
U.S. PATENT DOCUMENTS  
1,053,660 A \* 2/1913 Smith ..... 220/8  
D94,000 S \* 12/1934 Sebring ..... D7/536  
2,630,244 A \* 3/1953 Brock ..... 220/710.5  
D199,336 S \* 10/1964 Wanderer ..... D9/429

**DESCRIPTION**  
FIG. 1 is a front side perspective view of my stepped interior for a beverage jug;  
FIG. 2 is a cross-sectional view thereof taken through section 2—2 of FIG. 3; and,  
FIG. 3 is top plan view thereof.  
The broken line showing is for illustrative purposes only and forms no part of the claimed design. The sectional view is provided to better show the contour or configuration of the exterior surface of the interior of the claimed design.

**1 Claim, 1 Drawing Sheet**

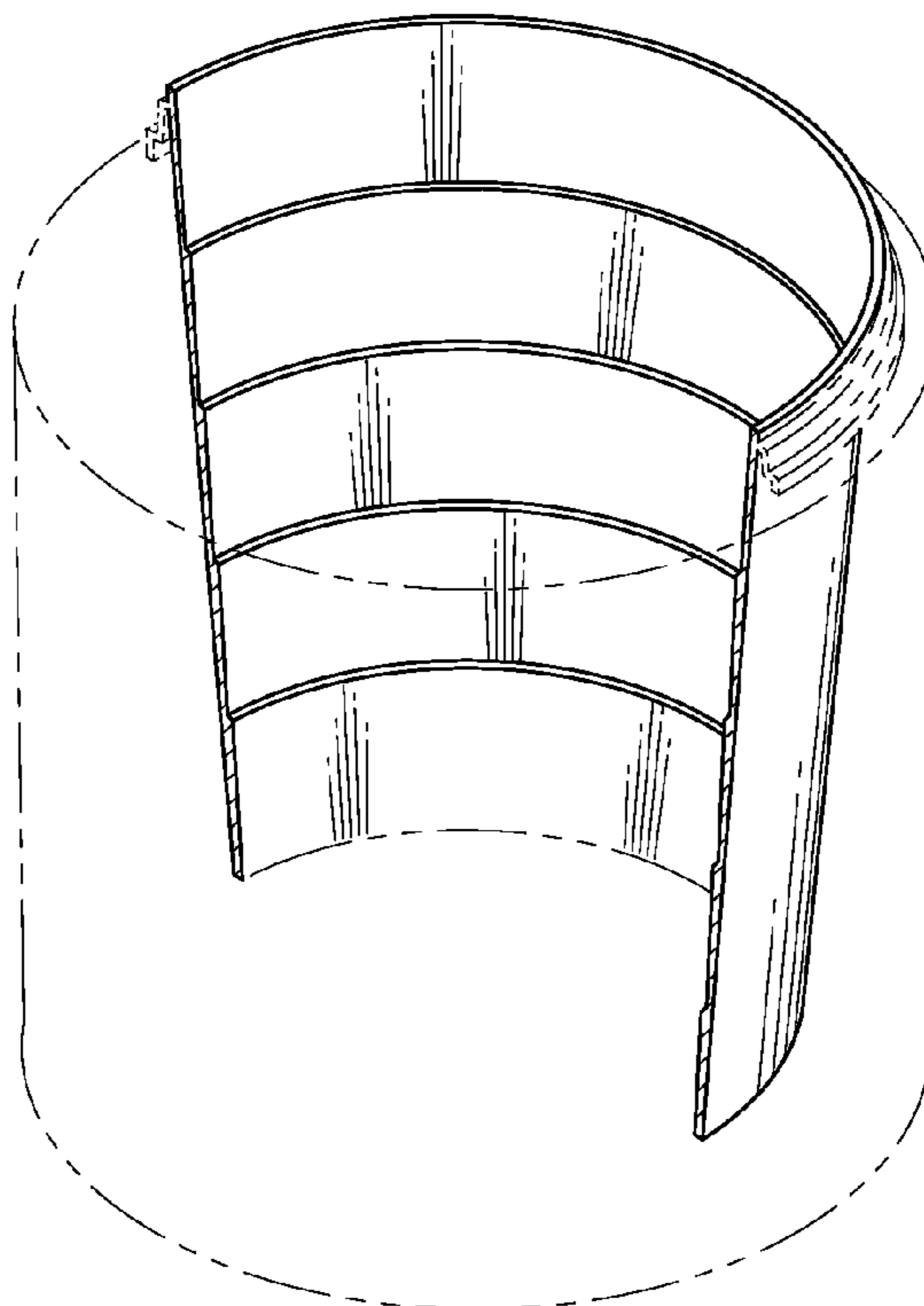


FIG. 1

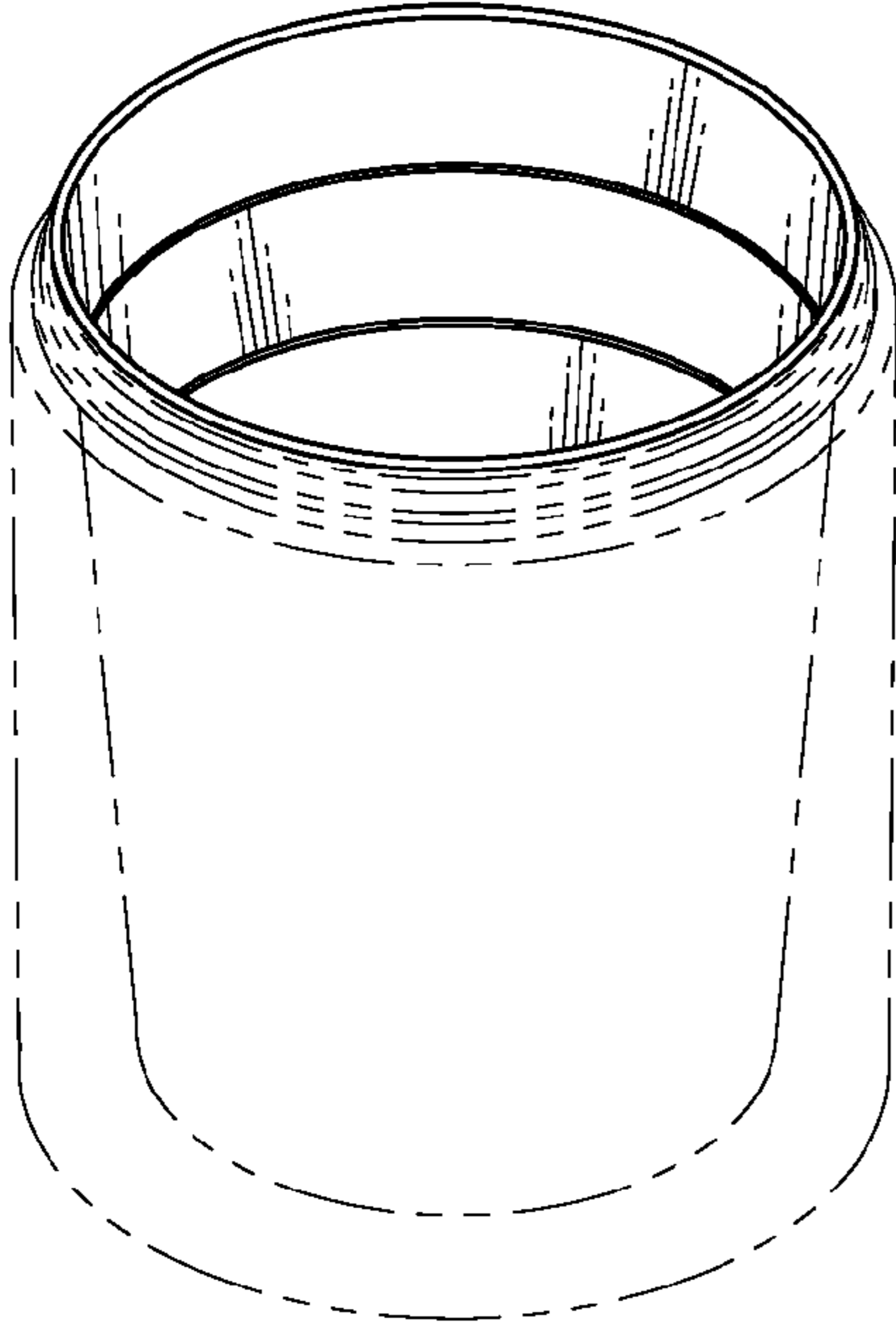


FIG. 2

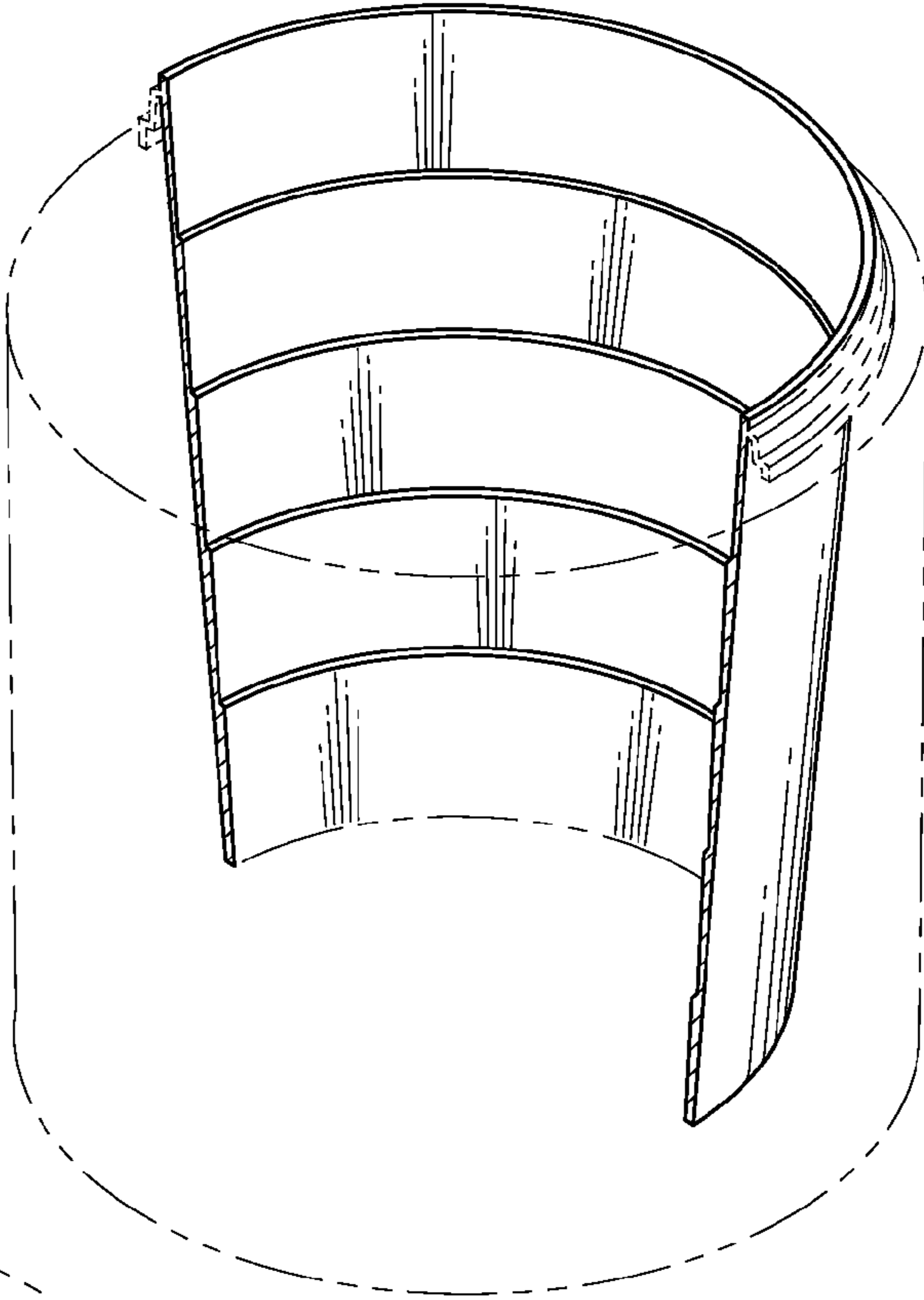


FIG. 3

