



US00D558509S

(12) **United States Design Patent**
Bodum

(10) **Patent No.:** **US D558,509 S**

(45) **Date of Patent:** **** Jan. 1, 2008**

(54) **TEAPOT**

(75) **Inventor:** **Jørgen Bodum**, St. Niklausen (CH)

(73) **Assignee:** **Pi-Design AG**, Triengen (CH)

(**) **Term:** **14 Years**

(21) **Appl. No.:** **29/252,171**

(22) **Filed:** **Jan. 19, 2006**

(30) **Foreign Application Priority Data**

Jul. 22, 2005 (DK) DA 2005 00215

(51) **LOC (8) Cl.** **07-01**

(52) **U.S. Cl.** **D7/321; D7/312**

(58) **Field of Classification Search** D7/319,
D7/318, 317, 321, 312, 598, 600; 210/238;
99/322, 323, 317, 319, 295; 222/129.1-129.4,
222/571, 481

See application file for complete search history.

(56) **References Cited**

U.S. PATENT DOCUMENTS

D1,419 S * 5/1861 Young D7/321
1,336,491 A * 4/1920 Stern 222/189.07
D68,560 S * 10/1925 Anduze D7/321
1,558,776 A * 10/1925 Barratt 222/481
1,571,116 A * 1/1926 Green et al. 222/108
1,590,968 A * 6/1926 Forman 99/319
1,600,031 A * 9/1926 Barratt 220/318
1,619,065 A * 3/1927 Forman 99/319
1,758,407 A * 5/1930 Parkinson 99/317
1,886,415 A * 11/1932 Mitchell 99/295

2,214,623 A * 9/1940 Millen 222/481
2,506,211 A * 5/1950 Grodde 222/108
D185,054 S * 4/1959 Winans D7/321
D261,097 S * 10/1981 Wallace et al. D8/61
D272,884 S * 3/1984 Seibel D7/321
D334,686 S * 4/1993 Wiley D7/321
5,453,189 A * 9/1995 Joergensen 210/238
D373,500 S * 9/1996 Lee D7/320
D380,336 S * 7/1997 Zive D7/321
6,431,417 B1 * 8/2002 Kumar 222/571
D486,989 S * 2/2004 Bodum D7/321
D495,193 S * 8/2004 Moore et al. D7/321

* cited by examiner

Primary Examiner—Marianne Pandozzi

(74) *Attorney, Agent, or Firm*—Cowan, Liebowitz & Latman, PC

(57) **CLAIM**

The ornamental design for a teapot, as shown and described.

DESCRIPTION

FIG. 1 is a perspective view of the teapot showing a first embodiment of my design thereof;

FIG. 2 is a front view thereof;

FIG. 3 is a rear view thereof;


FIG. 4 is a left side view thereof;

FIG. 5 is a right side view thereof;

FIG. 6 is a top view thereof; and,

FIG. 7 is a bottom view thereof.

1 Claim, 7 Drawing Sheets






FIG. 1

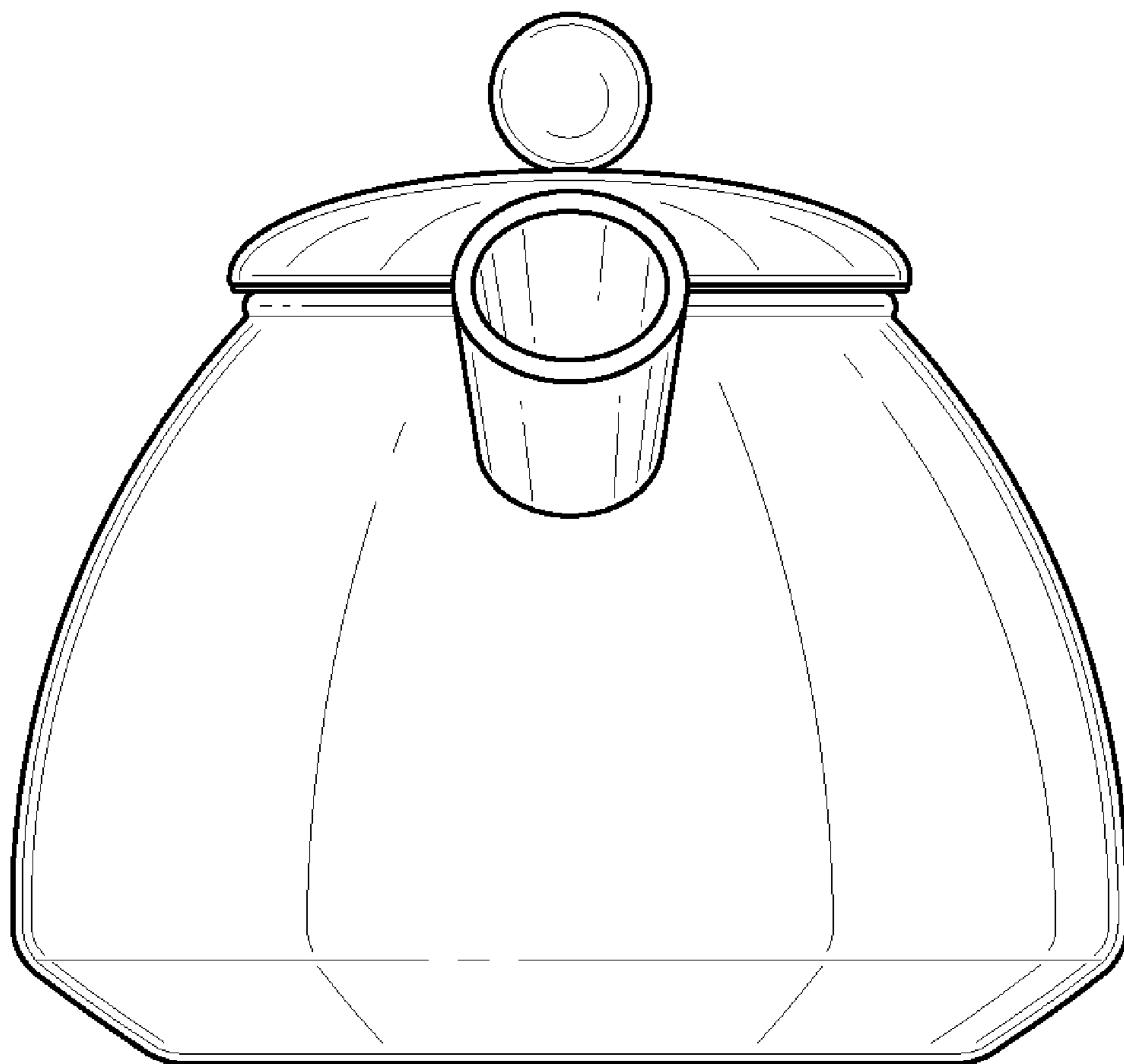


FIG. 2

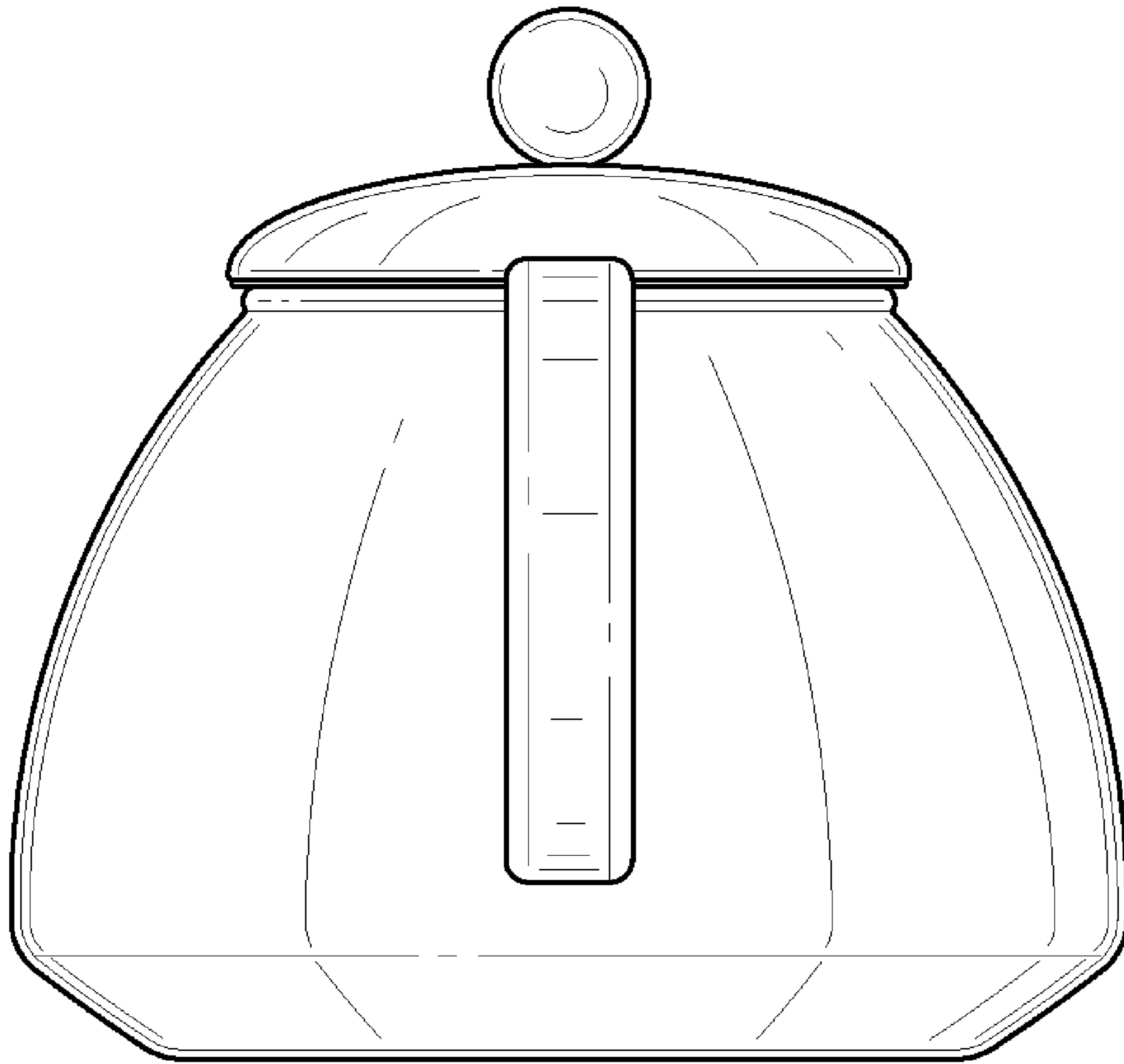


FIG. 3




FIG. 4




FIG. 5

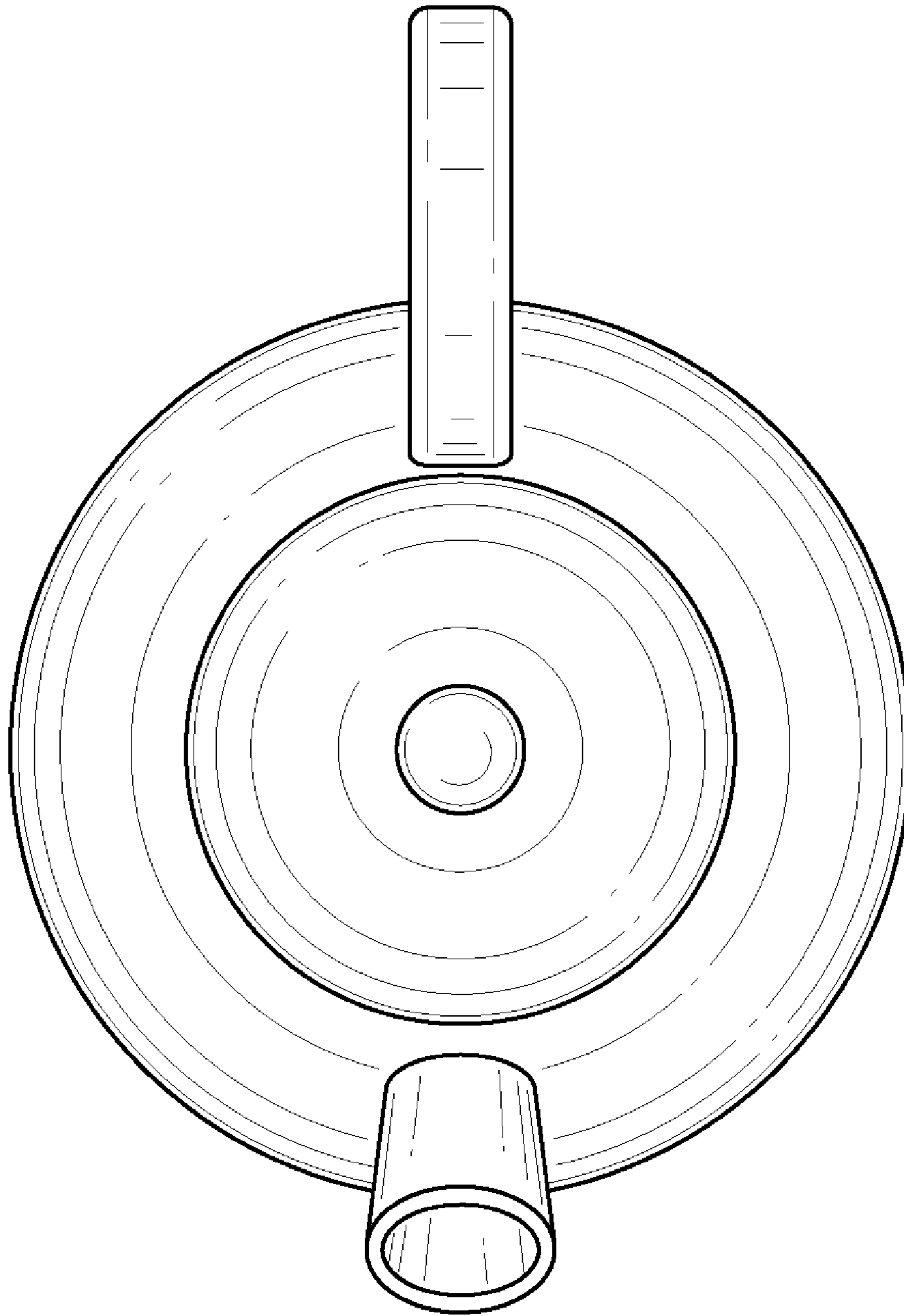


FIG. 6

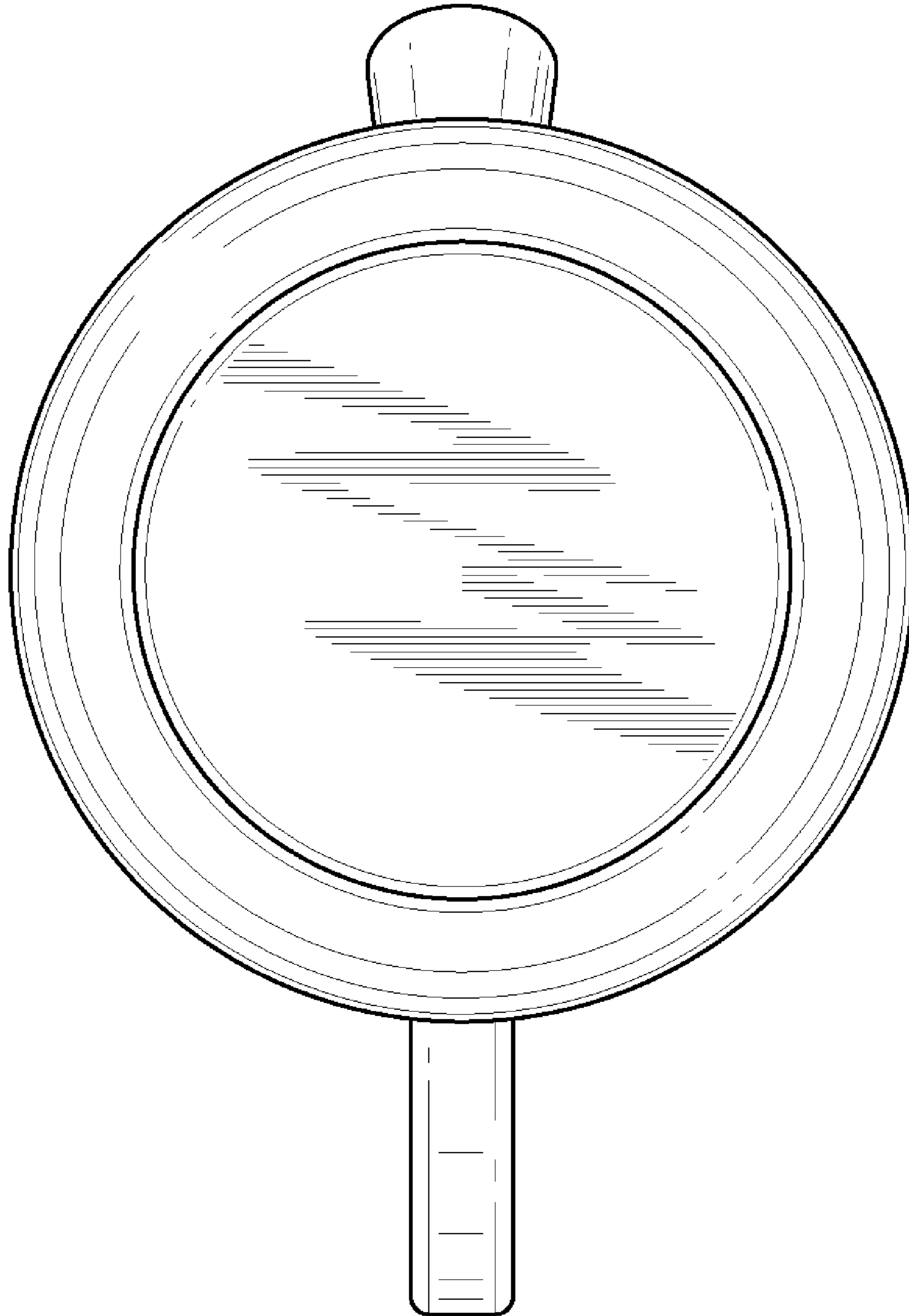


FIG. 7