



US00D558506S

(12) **United States Design Patent**
Garman

(10) **Patent No.:** **US D558,506 S**

(45) **Date of Patent:** **** Jan. 1, 2008**

(54) **COFFEE MAKER**

(75) Inventor: **Michael Garman**, Stafford, VA (US)

(73) Assignee: **Hamilton Beach/Proctor Silex, Inc.**,
Glen Allen, VA (US)

(**) Term: **14 Years**

(21) Appl. No.: **29/255,237**

(22) Filed: **Mar. 6, 2006**

(51) **LOC (8) Cl.** **07-01**

(52) **U.S. Cl.** **D7/309; D7/311; D7/306**

(58) **Field of Classification Search** **D7/300,**
D7/306, 309, 310, 311, 305, 307; 99/304,
99/281, 286, 279, 282, 300, 284, 306, 307;
222/189.11

See application file for complete search history.

(56) **References Cited**

U.S. PATENT DOCUMENTS

D253,572 S	12/1979	Rinaldi
D261,657 S	11/1981	Villa
D314,881 S	2/1991	Wongergem et al.
D317,996 S	7/1991	Jack
D318,973 S	8/1991	Hasslacher
D319,752 S	9/1991	Adams et al.
D320,137 S	9/1991	Barrault
D327,601 S	7/1992	Beeren et al.
D350,667 S	9/1994	Saltet
D358,736 S	5/1995	Kahlcke
D365,579 S	12/1995	Baker et al.
D367,659 S	3/1996	Baker et al.
D377,280 S	1/1997	Keller
D379,049 S	5/1997	Amiel
D381,237 S	7/1997	De'Longhi
D382,437 S	8/1997	Amiel
D390,081 S	2/1998	Price et al.
D397,904 S	9/1998	Longhi
D407,262 S	3/1999	Dingelstad
D407,593 S	4/1999	Hu et al.
D408,208 S	4/1999	Hsu
D409,875 S	5/1999	Alonge et al.

D417,358 S	12/1999	Dutruel
D419,821 S	* 2/2000	Powell et al. D7/309
D421,360 S	3/2000	Lin
D431,409 S	10/2000	Man
D432,850 S	10/2000	Saltet
D437,173 S	2/2001	Naft et al.
D444,845 S	7/2001	Hilgers et al.
D446,990 S	8/2001	Prat
D448,049 S	9/2001	Podgorney et al.
D449,196 S	10/2001	Bouhuys et al.
D449,197 S	10/2001	Byler
D449,955 S	11/2001	Leverrier
D450,620 S	11/2001	Simpson
D454,465 S	3/2002	McKittrick et al.
D454,466 S	3/2002	Hong
D457,774 S	5/2002	DeMore et al.
D473,745 S	4/2003	Mulle et al.
D474,366 S	5/2003	Hodges et al.

(Continued)

Primary Examiner—M. N. Pandozzi

(74) *Attorney, Agent, or Firm*—John H. Thomas P.C.

(57) **CLAIM**

I claim the ornamental design for a coffee maker, as shown and described.

DESCRIPTION

FIG. 1 is a perspective view as seen from the top, front and right side of a coffee maker showing the new design;

FIG. 2 is a front elevational view thereof;

FIG. 3 is a rear elevational view thereof;

FIG. 4 is a right side elevational view thereof;

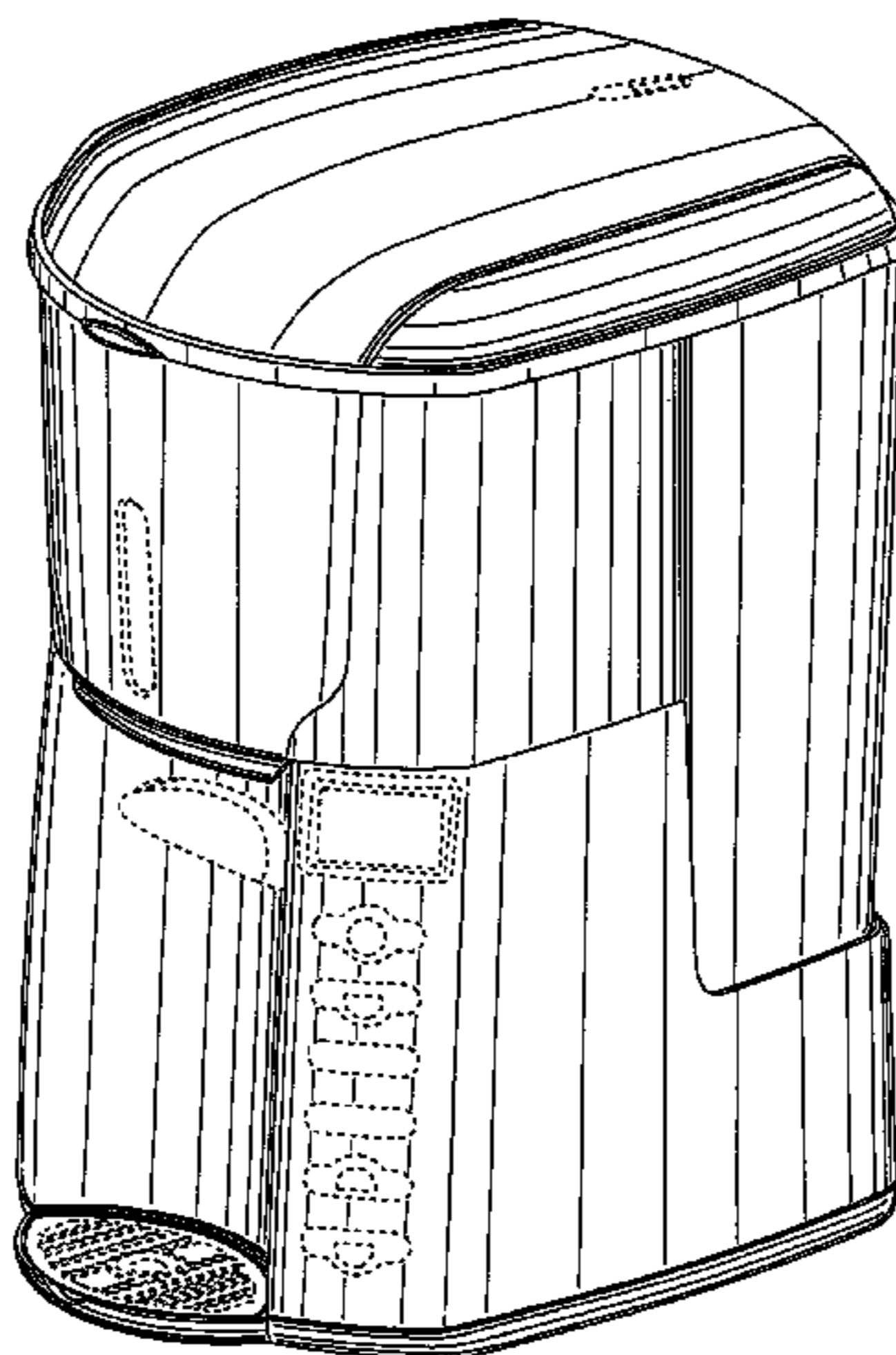
FIG. 5 is a left side elevational thereof;

FIG. 6 is a top plan view thereof; and,

FIG. 7 is a bottom view thereof.

The broken lines in the drawings are included for the purpose of illustration and form no part of the claimed design.

1 Claim, 4 Drawing Sheets



US D558,506 S

Page 2

U.S. PATENT DOCUMENTS

D478,242 S	8/2003	Garman	
D483,214 S	12/2003	Holderfield et al.	
D485,728 S	1/2004	Sham et al.	
D488,663 S	4/2004	Price et al.	
D500,625 S	1/2005	Hellenberg et al.	
D502,044 S	2/2005	Lin	
D502,628 S *	3/2005	Ledingham et al. D7/309
D505,822 S	6/2005	De Gooijer	
D511,066 S *	11/2005	Garner D7/309
D511,922 S *	11/2005	Bell et al. D7/309
D514,865 S *	2/2006	Steiner D7/309
D514,867 S *	2/2006	Steiner D7/309
D515,348 S *	2/2006	McWilliam D7/309
D527,567 S *	9/2006	Nakato et al. D7/306
7,146,904 B2 *	12/2006	Scribner 99/300
D545,110 S *	6/2007	Julemont D7/309
D546,112 S *	7/2007	Rorke et al. D7/309
2005/0188855 A1	9/2005	Tang	
2005/0193892 A1	9/2005	Rahn et al.	

* cited by examiner

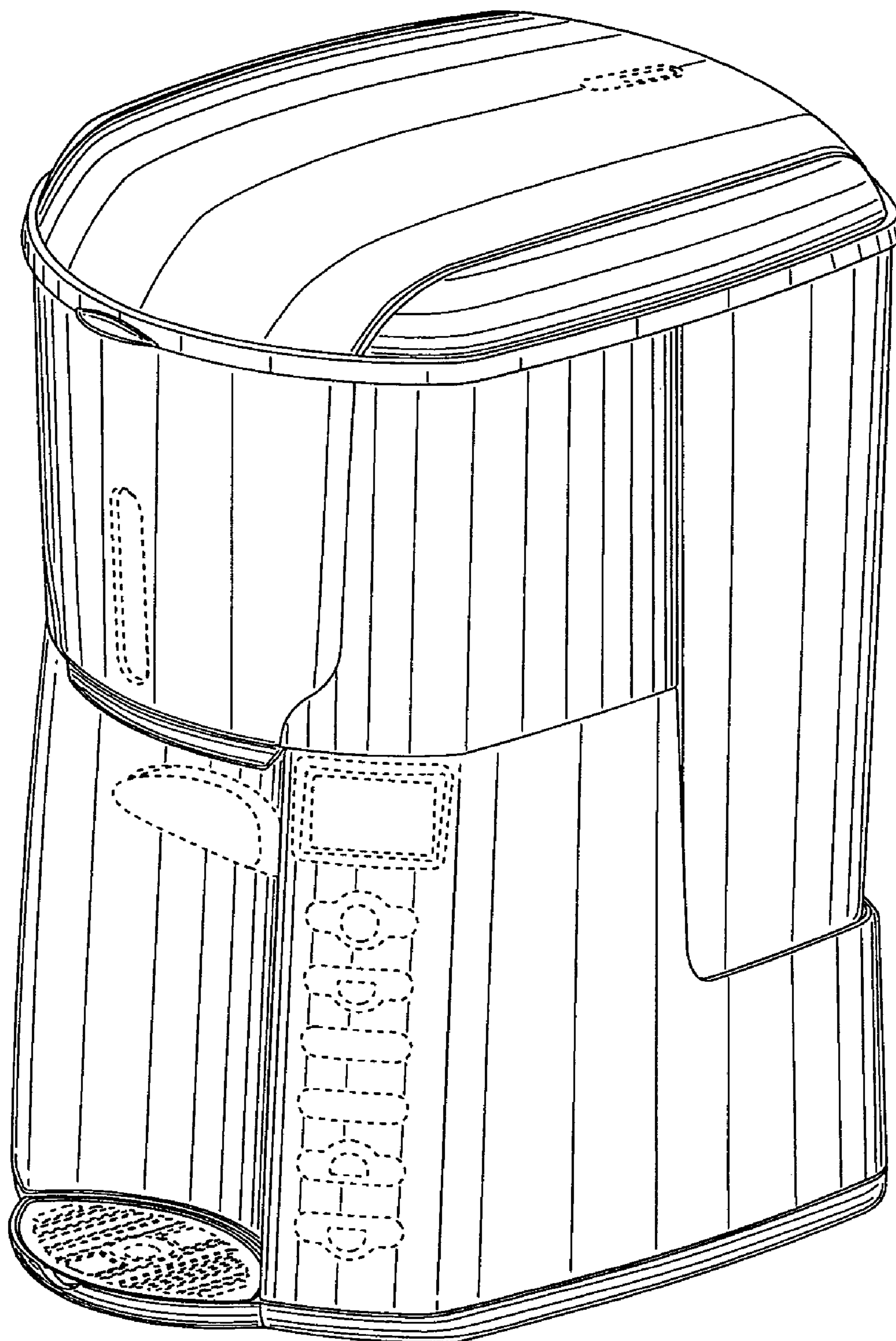


FIG. 1

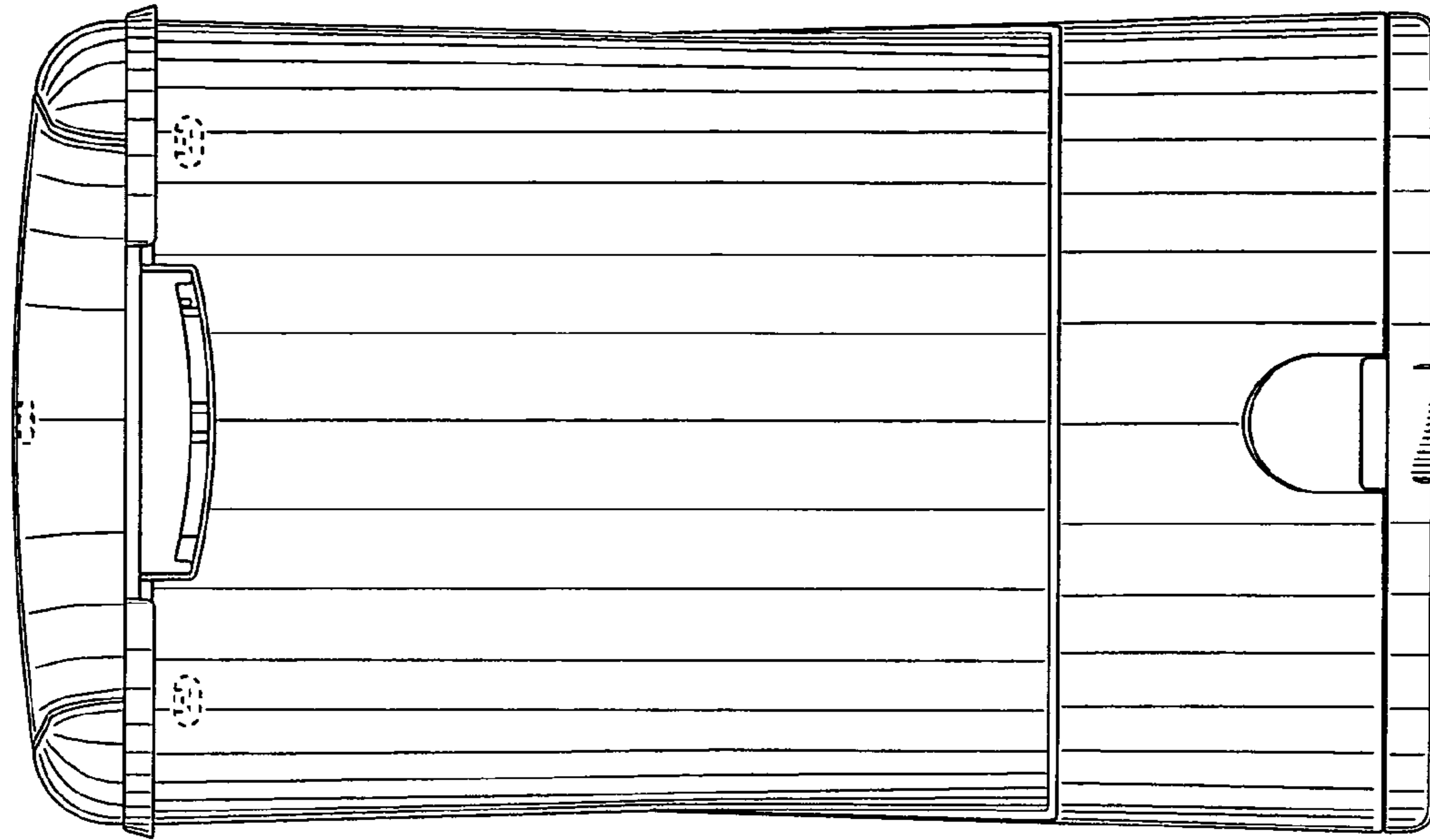


FIG. 3

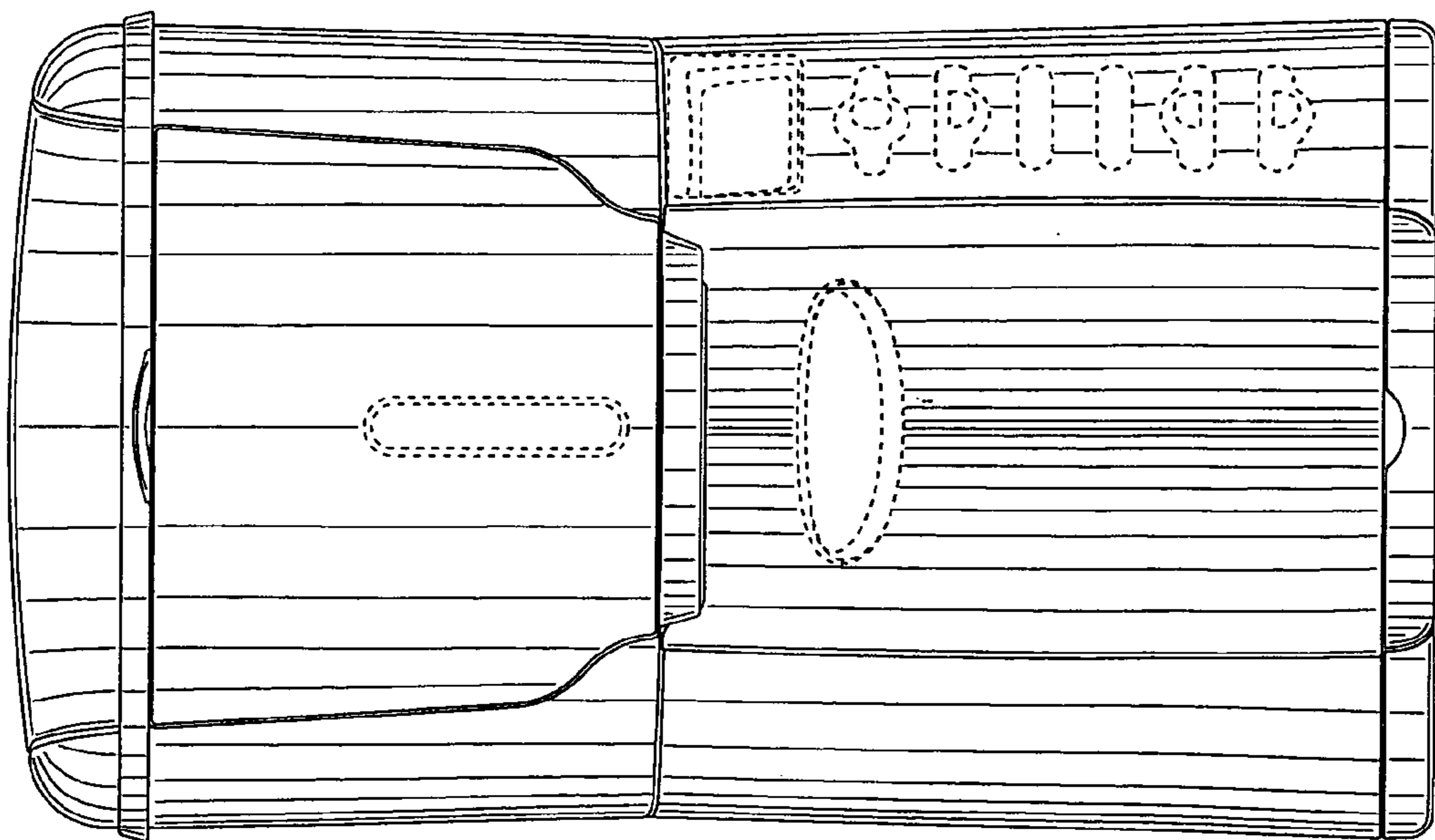


FIG. 2




FIG. 5

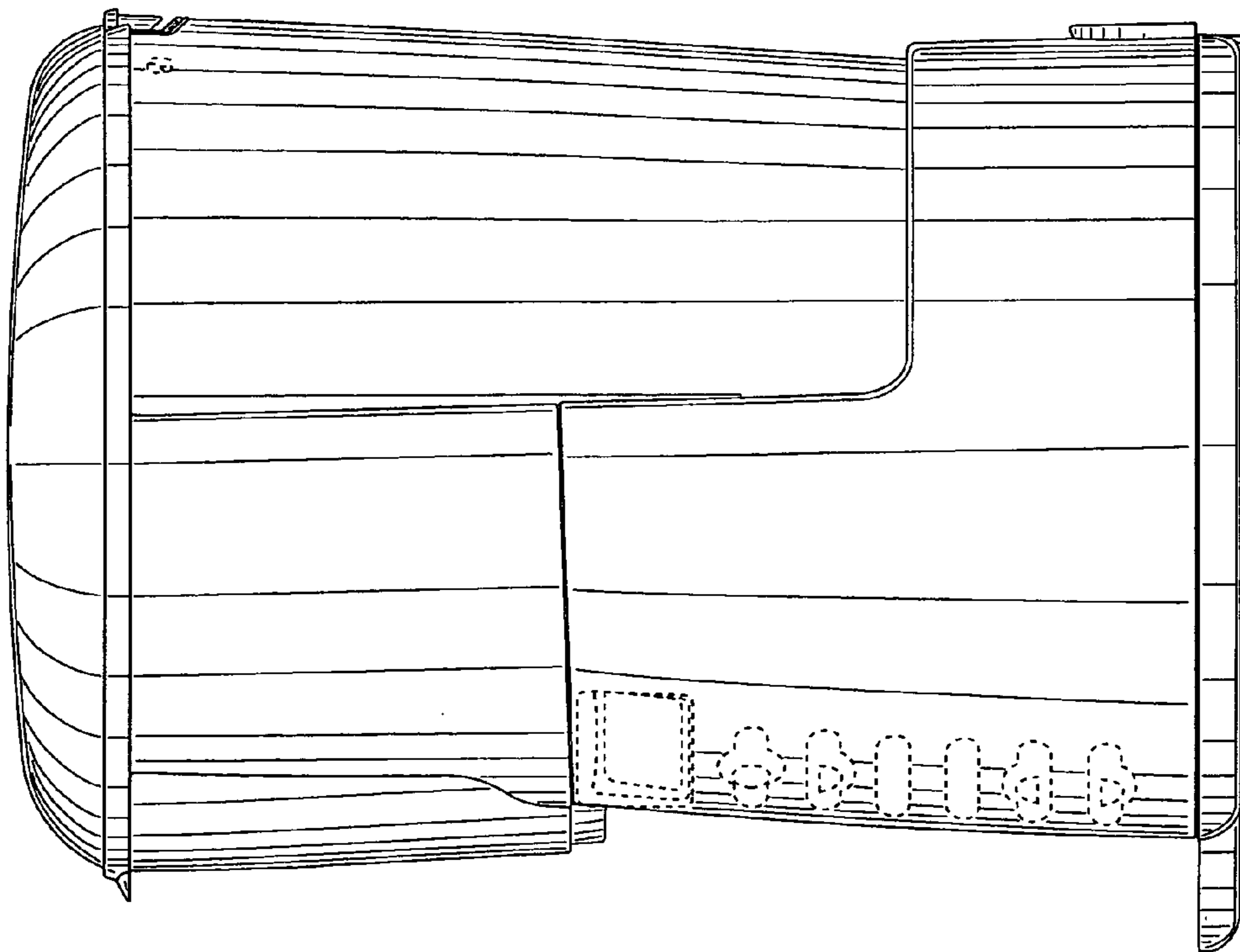


FIG. 4

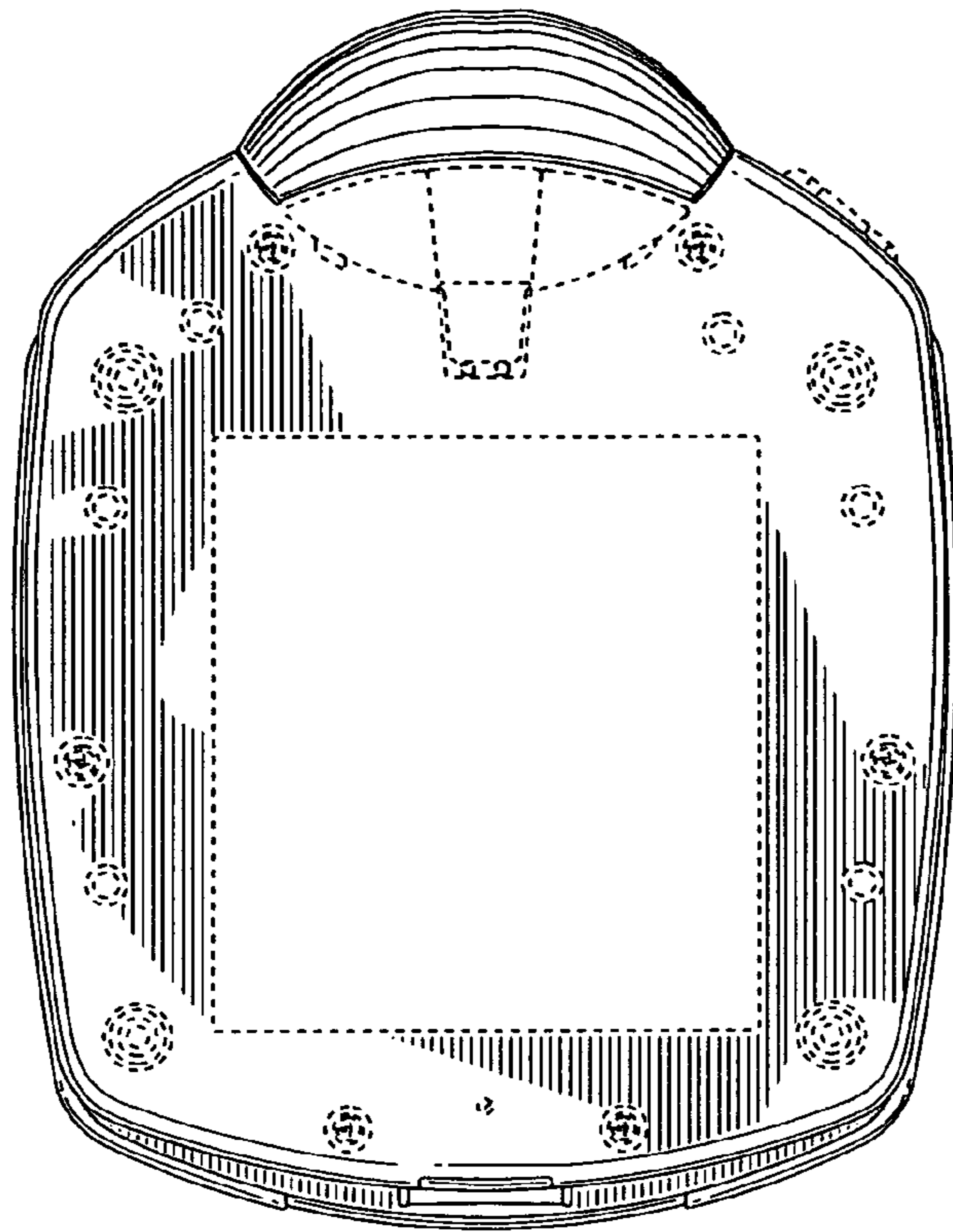


FIG. 7

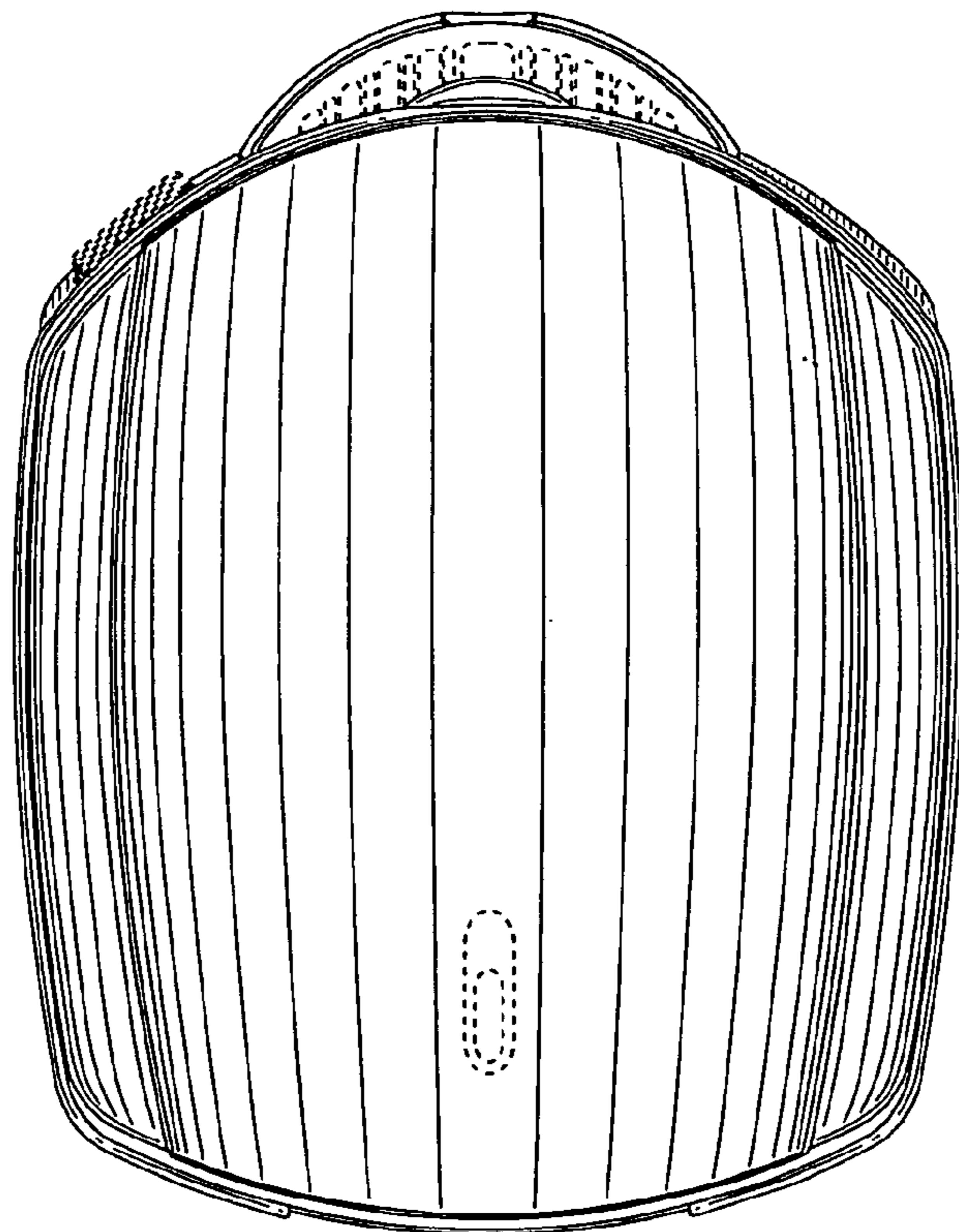


FIG. 6