



US00D558502S

(12) **United States Design Patent**
Rufo

(10) **Patent No.:** **US D558,502 S**

(45) **Date of Patent:** **** Jan. 1, 2008**

(54) **CASE FOR MEDIA DISC**

5,906,274 A * 5/1999 McEwan 206/308.1
7,051,873 B2 * 5/2006 Siecke et al. 206/308.1

(75) Inventor: **David Paul Rufo**, New York, NY (US)

FOREIGN PATENT DOCUMENTS

(73) Assignee: **MeadWestVaco Corporation**, Glen Allen, VA (US)

CA 2218025 4/1996

(**) Term: **14 Years**

* cited by examiner

(21) Appl. No.: **29/203,012**

Primary Examiner—Ian Simmons
Assistant Examiner—Charles D Hanson

(22) Filed: **Apr. 8, 2004**

(57) **CLAIM**

(51) **LOC (8) Cl.** **06-04**

The ornamental design for a case for media disc, as shown and described.

(52) **U.S. Cl.** **D6/634**

(58) **Field of Classification Search** D6/407,
D6/450, 626–635; D9/433, 422, 418, 428,
D9/522, 523, 544, 663; D3/303, 294, 218;
D14/479, 478, 474; 206/751, 755, 457, 312,
206/311, 310, 309, 308.2, 308.1, 307, 303,
206/232, 579, 493, 472; 720/719, 655, 728,
720/734; 211/40; 53/445, 462

DESCRIPTION

See application file for complete search history.

FIG. 1 is a top plan view of a case for a media disc, showing my new design;

FIG. 2 is an end elevation view thereof;

FIG. 3 is a bottom plan view thereof;

FIG. 4 is an end elevation view of the end opposite FIG. 2;

FIG. 5 is a right side elevation view thereof;

FIG. 6 is a left side elevation view thereof; and,

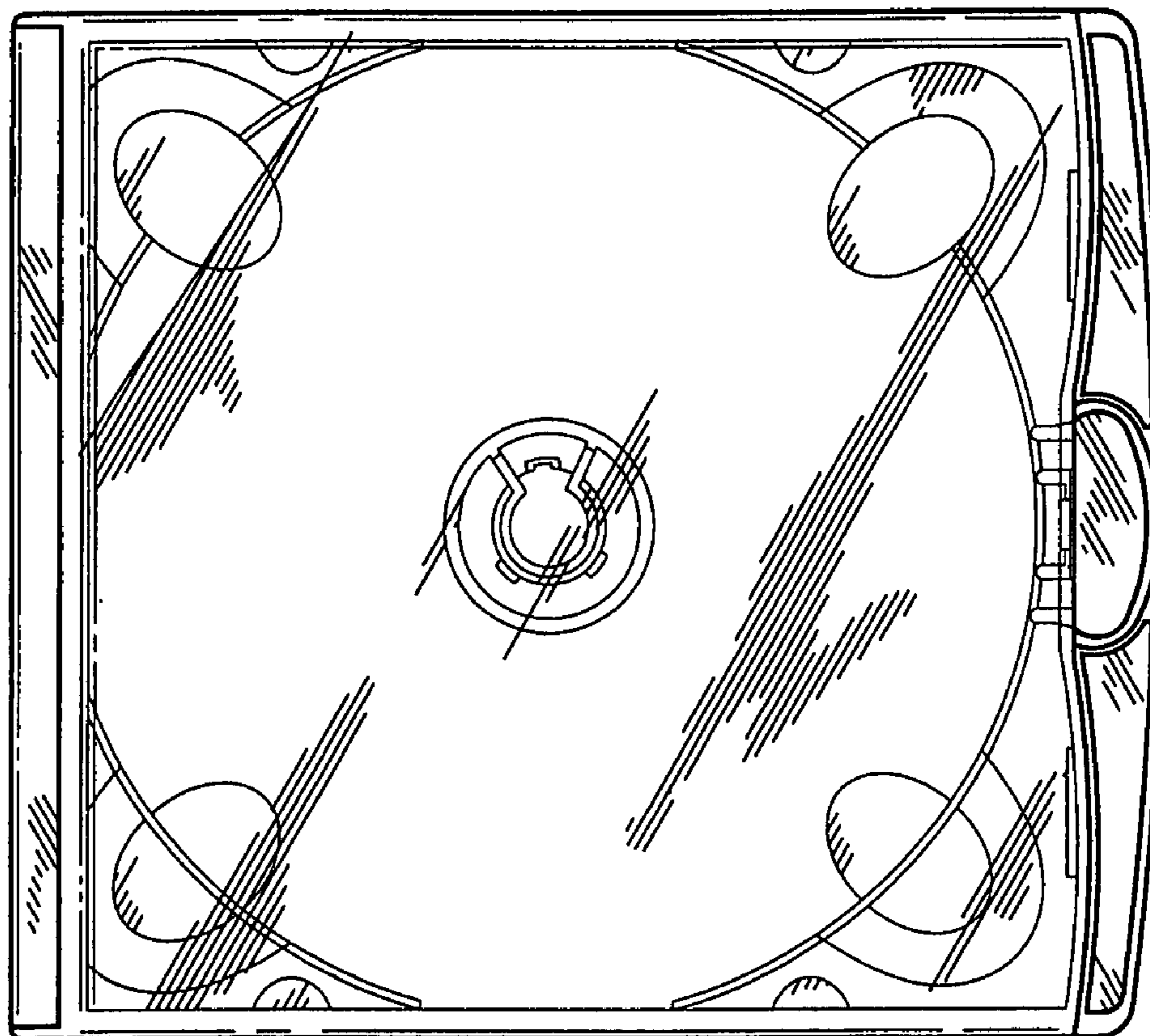
FIG. 7 is a top plan view thereof, in an opened condition.

(56) **References Cited**

U.S. PATENT DOCUMENTS

D392,500 S * 3/1998 McEwan D6/634
5,799,782 A * 9/1998 Gelardi 206/308.1

1 Claim, 4 Drawing Sheets



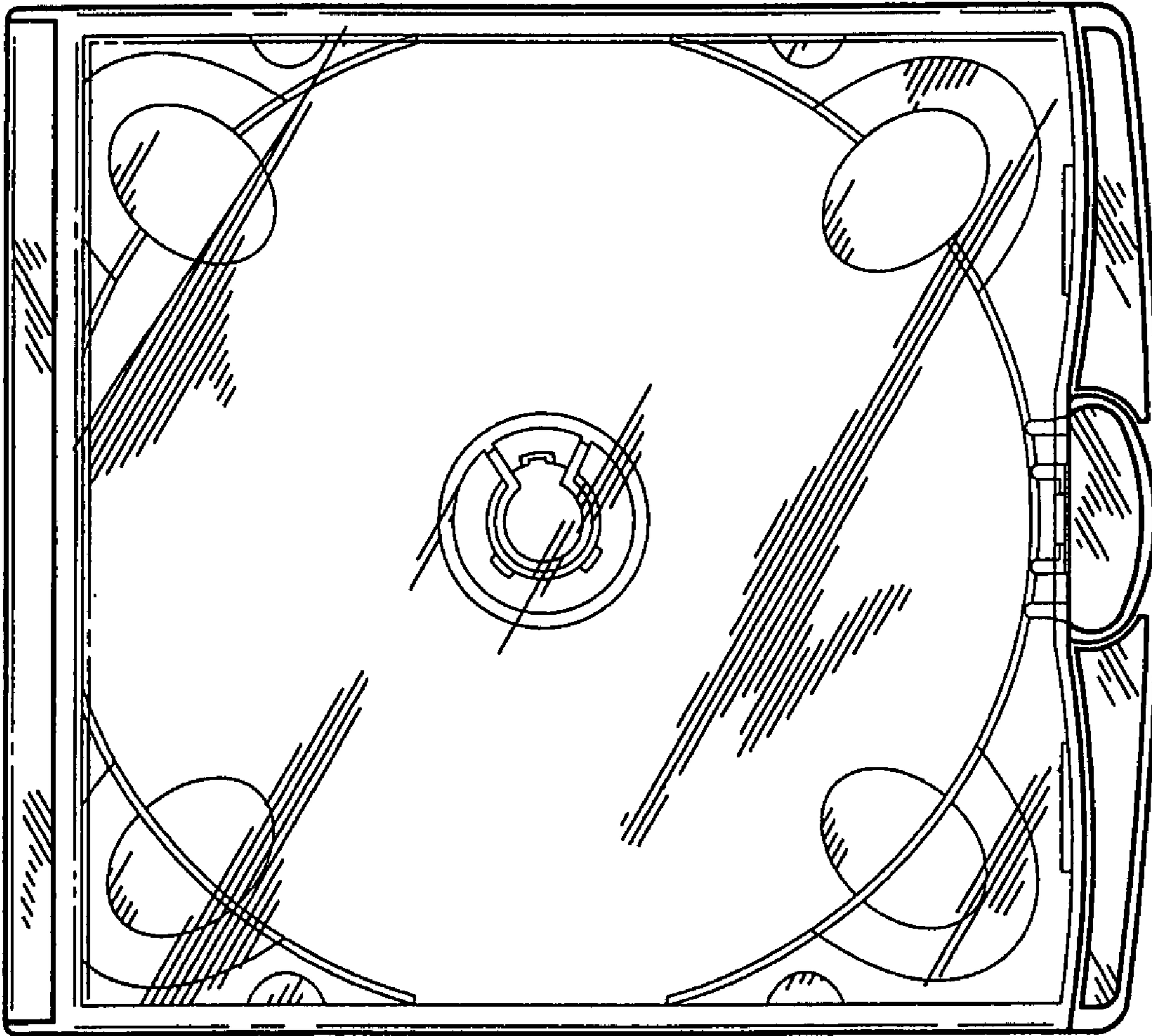


FIG. 1

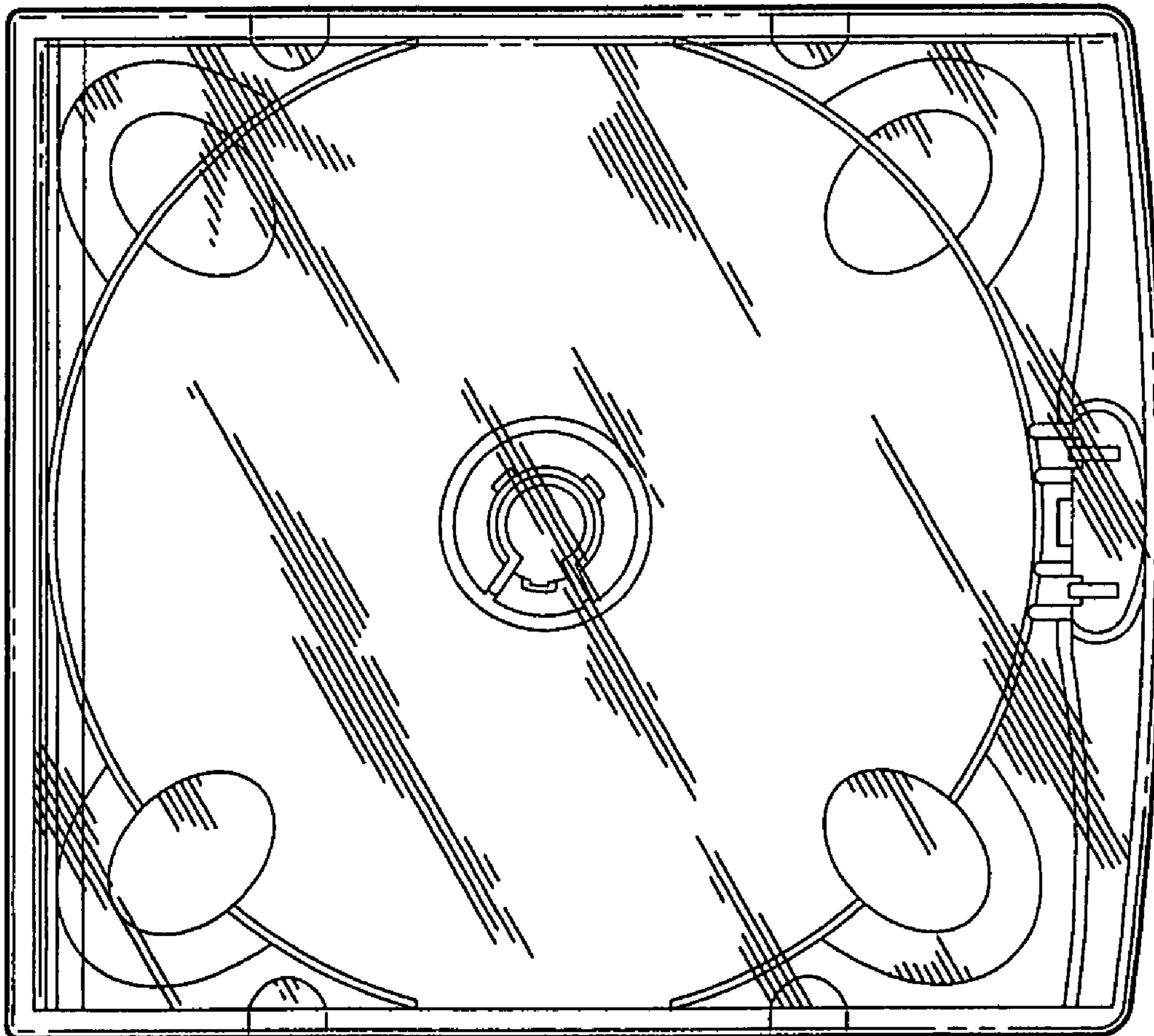


FIG. 2

FIG. 4



FIG. 3



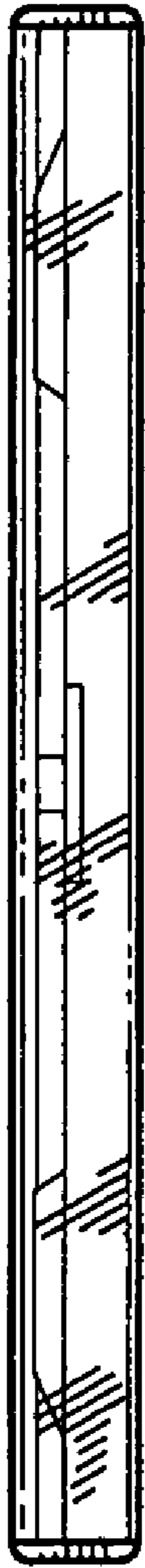


FIG. 5



FIG. 6




FIG. 7