



US00D558499S

(12) **United States Design Patent**
Maarbjerg

(10) **Patent No.:** **US D558,499 S**

(45) **Date of Patent:** **** Jan. 1, 2008**

(54) **PILLOW**

D463,701 S * 10/2002 Borcharding et al. D6/601

(75) Inventor: **Kirsten Maarbjerg**, Odense C (DK)

(Continued)

(73) Assignee: **Tempur World, LLC**, Lexington, KY (US)

Primary Examiner—Robert M. Spear
Assistant Examiner—Mary Ann Calabrese

(**) Term: **14 Years**

(74) *Attorney, Agent, or Firm*—Michael Best & Friedrich LLP

(21) Appl. No.: **29/264,950**

(57) **CLAIM**

(22) Filed: **Aug. 22, 2006**

The ornamental design for a pillow, as shown and described.

Related U.S. Application Data

DESCRIPTION

(63) Continuation of application No. 29/222,824, filed on Feb. 4, 2005, now Pat. No. Des. 529,325.

FIG. 1 is a perspective view of a pillow constructed in accordance with an embodiment of the present invention;

(51) **LOC (8) Cl.** **06-09**

FIG. 2 is a top view of the pillow shown in FIG. 1;

(52) **U.S. Cl.** **D6/601**

FIG. 3 is a bottom view of the pillow shown in FIGS. 1 and 2;

(58) **Field of Classification Search** D6/595, D6/596, 601, 604; 5/617, 621, 630, 632, 5/636, 637, 644, 645, 652, 653, 655, 655.9; 297/452.27; D24/183

FIG. 4 is a front view of the pillow shown in FIGS. 1-3;

FIG. 5 is a rear view of the pillow shown in FIGS. 1-4;

See application file for complete search history.

FIG. 6 is a left side view of the pillow shown in FIGS. 1-5;

FIG. 7 is a right side view of the pillow shown in FIGS. 1-6;

(56) **References Cited**

FIG. 8 is a perspective view of an alternative embodiment of the pillow according to the present invention;

U.S. PATENT DOCUMENTS

FIG. 9 is a top view of the pillow shown in FIG. 8;

| | | | | |
|-----------|------|---------|---------------|------------|
| 2,700,779 | A * | 2/1955 | Tolkowsky | 5/632 |
| 2,835,905 | A * | 5/1958 | Tomasson | 5/632 |
| 2,880,428 | A * | 4/1959 | Forsland | 5/636 |
| D238,235 | S * | 12/1975 | Engebrandt | D6/596 |
| 4,218,792 | A * | 8/1980 | Kogan | 5/636 |
| D279,642 | S * | 7/1985 | Ross | D6/596 |
| D309,689 | S * | 8/1990 | Bool | D6/601 |
| 5,138,732 | A * | 8/1992 | Wattie et al. | 5/636 |
| D342,411 | S * | 12/1993 | Graebe | D6/601 |
| 5,317,773 | A * | 6/1994 | Graebe | 5/653 |
| D354,876 | S * | 1/1995 | Pace | D6/601 |
| D367,199 | S * | 2/1996 | Graebe | D6/601 |
| D377,575 | S * | 1/1997 | Lowrey et al. | D6/601 |
| D388,650 | S * | 1/1998 | Davis | D6/601 |
| 5,855,415 | A * | 1/1999 | Lilley, Jr. | 297/452.27 |
| 6,079,066 | A * | 6/2000 | Backlund | 5/636 |
| D445,505 | S * | 7/2001 | Shapiro | D24/183 |
| 6,321,402 | B1 * | 11/2001 | Ming-Chung | 5/636 |

FIG. 10 is a bottom view of the pillow shown in FIGS. 8 and 9;

FIG. 11 is a front view of the pillow shown in FIGS. 8-10;

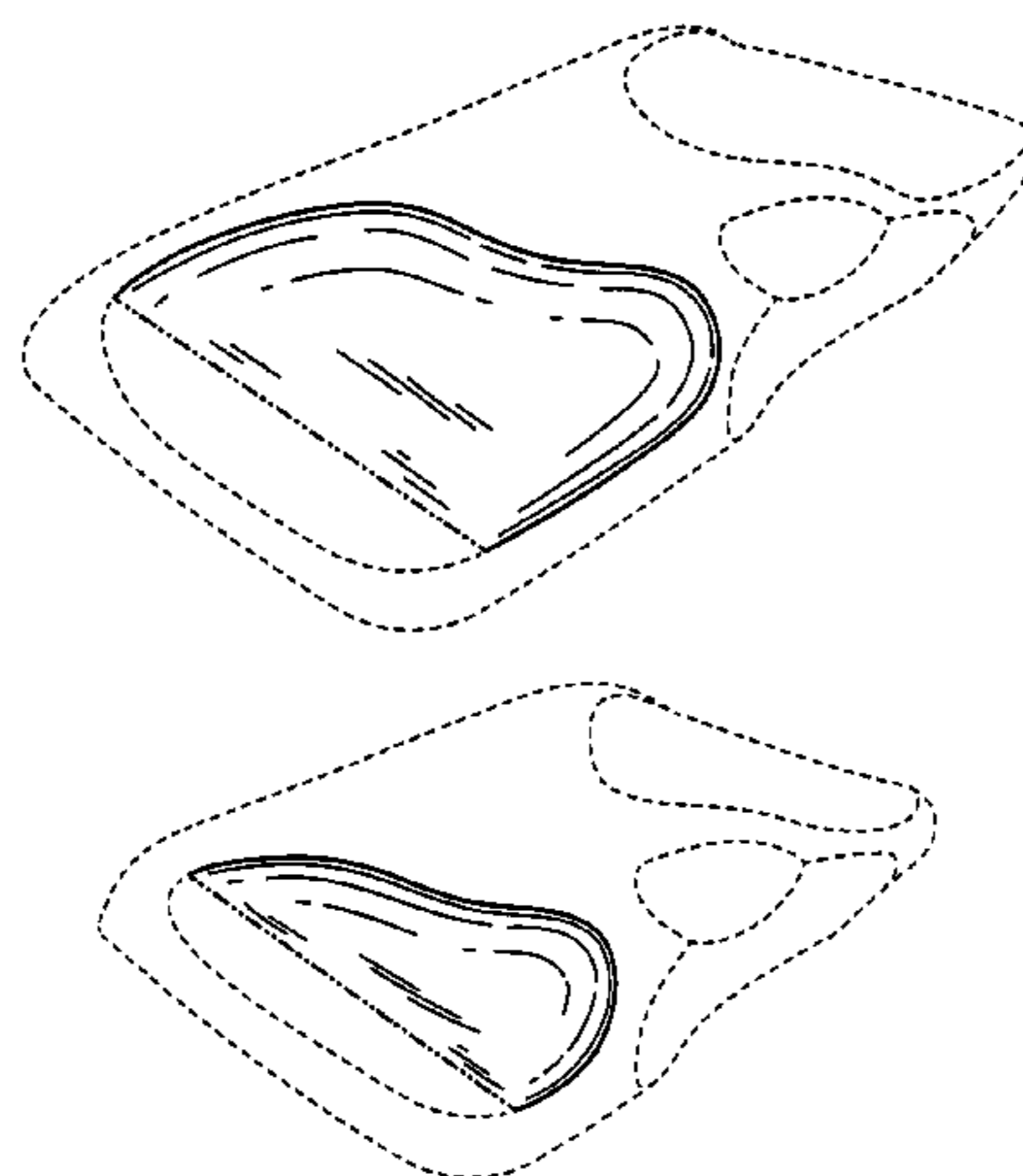
FIG. 12 is a rear view of the pillow shown in FIGS. 8-11;

FIG. 13 is a left side view of the pillow shown in FIGS. 8-12; and,

FIG. 14 is a right side view of the pillow shown in FIGS. 8-13.

The boundary of the claimed design is at the end of the solid lines and formed by the dot-dot-dash broken lines. All other broken lines form environmental structure and form no part of the claimed portion of the design.

1 Claim, 7 Drawing Sheets



US D558,499 S

Page 2

| | | | | | | |
|-----------------------|-------------------|----------------|--------|---------------------|-----------------|--------------|
| U.S. PATENT DOCUMENTS | | 6,574,809 B1 * | 6/2003 | Rathbun | | 5/636 |
| D465,686 S | * 11/2002 Hwong | | D6/601 | D496,205 S * | 9/2004 Baddour | D6/601 |
| D466,750 S | * 12/2002 Landvik | | D6/601 | 2003/0188385 A1 * | 10/2003 Rathbun | 5/636 |
| D474,637 S | * 5/2003 Scheetz | | D6/601 | * cited by examiner | | |

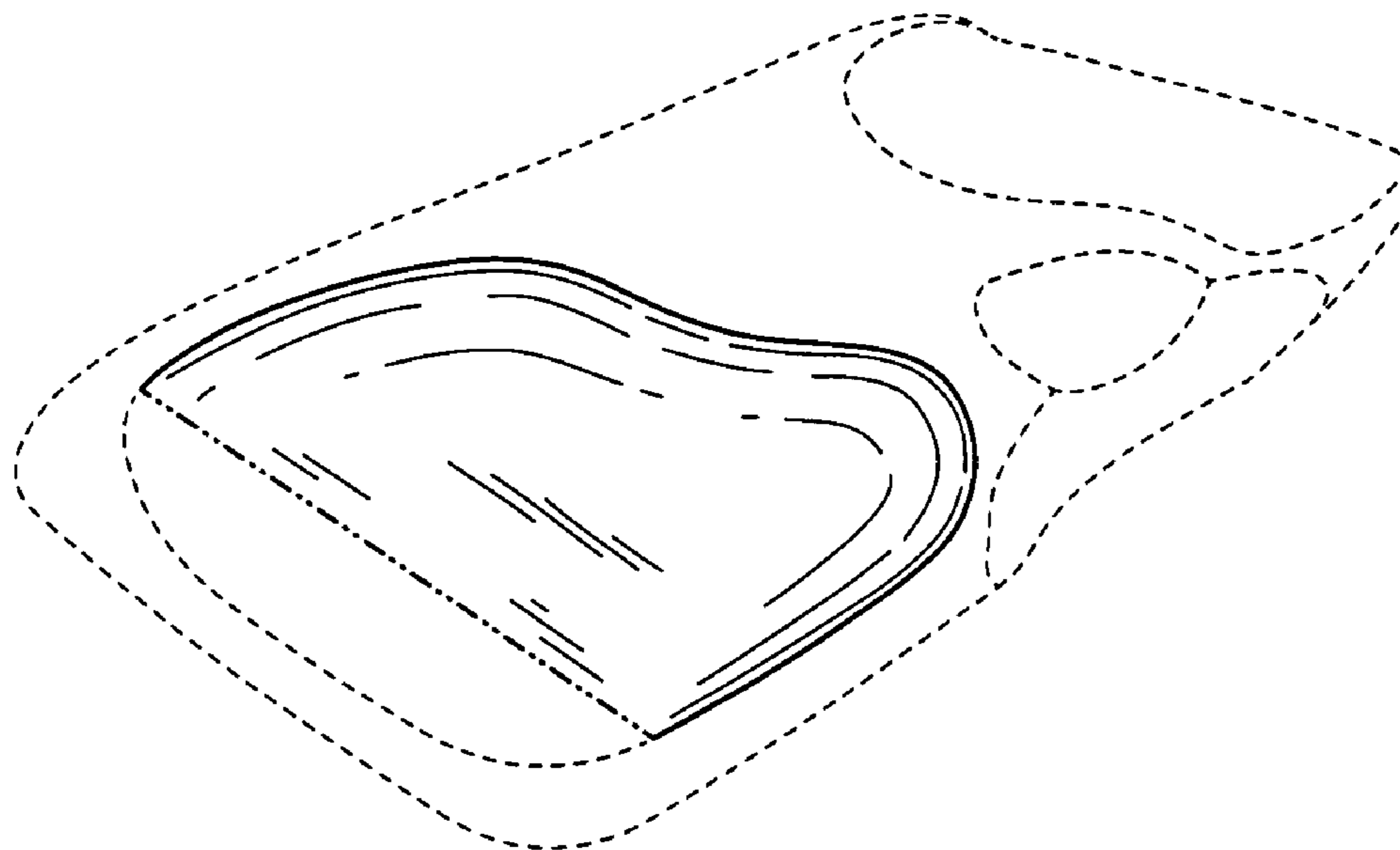


FIG. 1

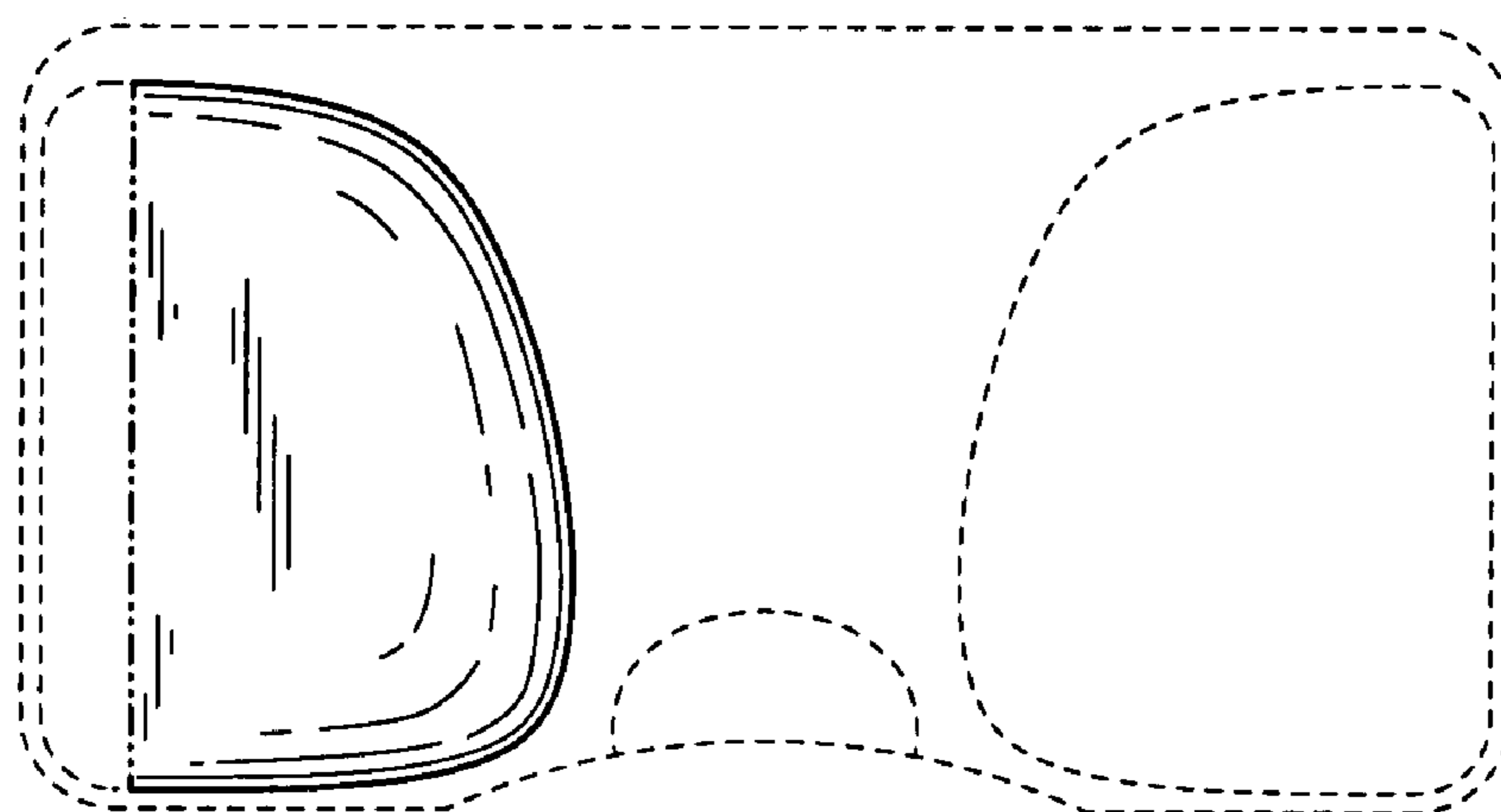


FIG. 2

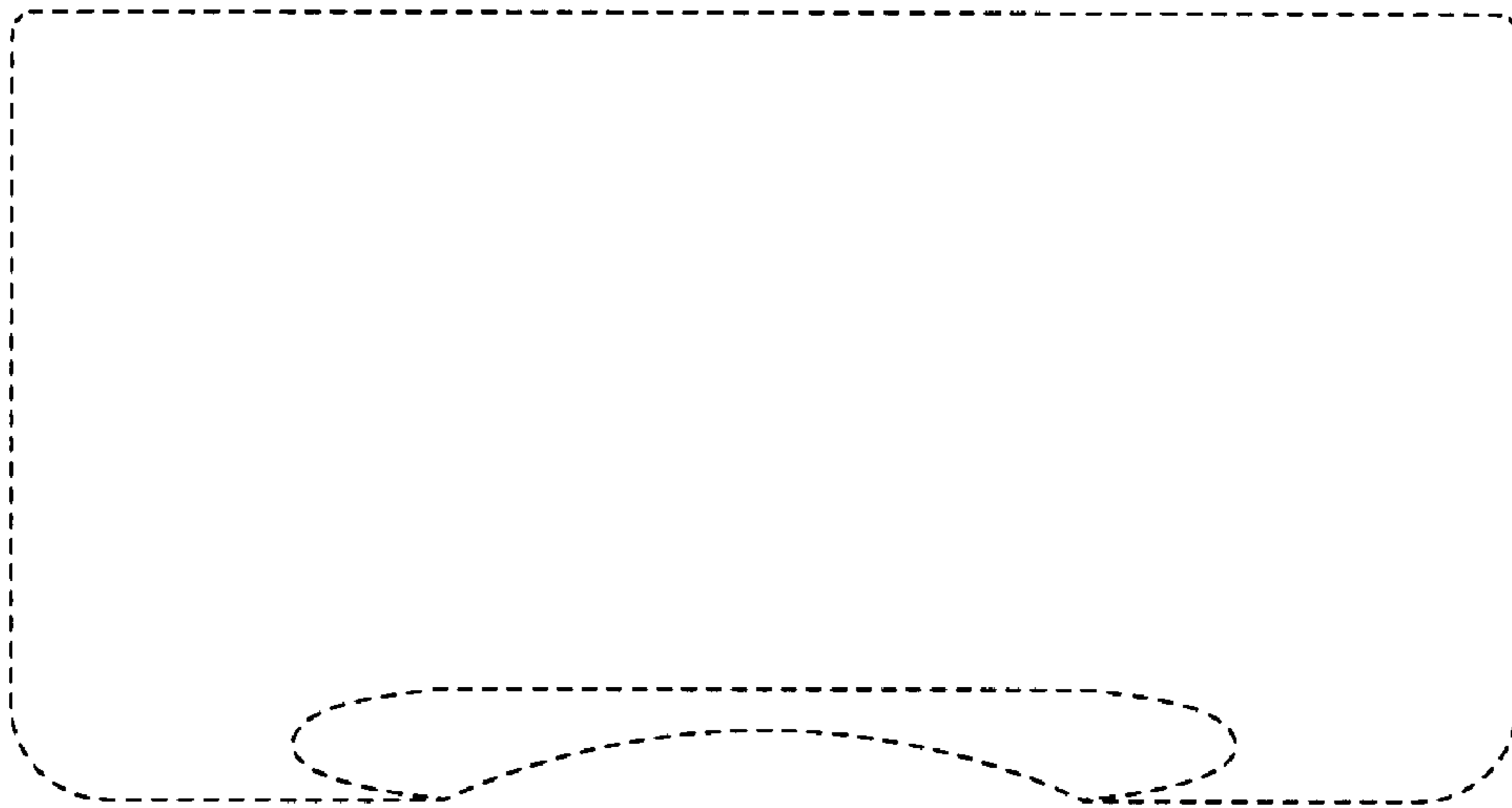


FIG. 3




FIG. 4




FIG. 5

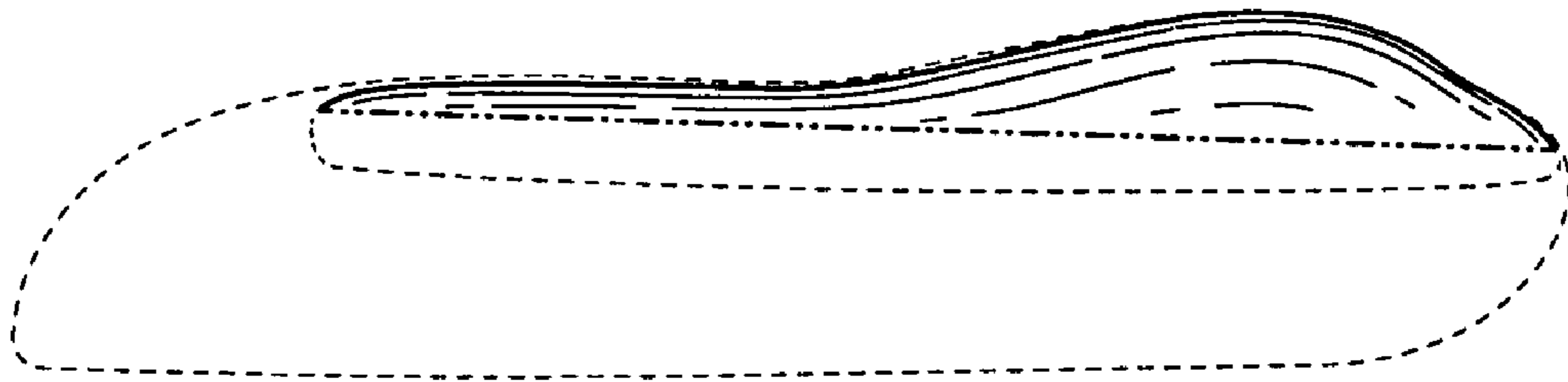


FIG. 6

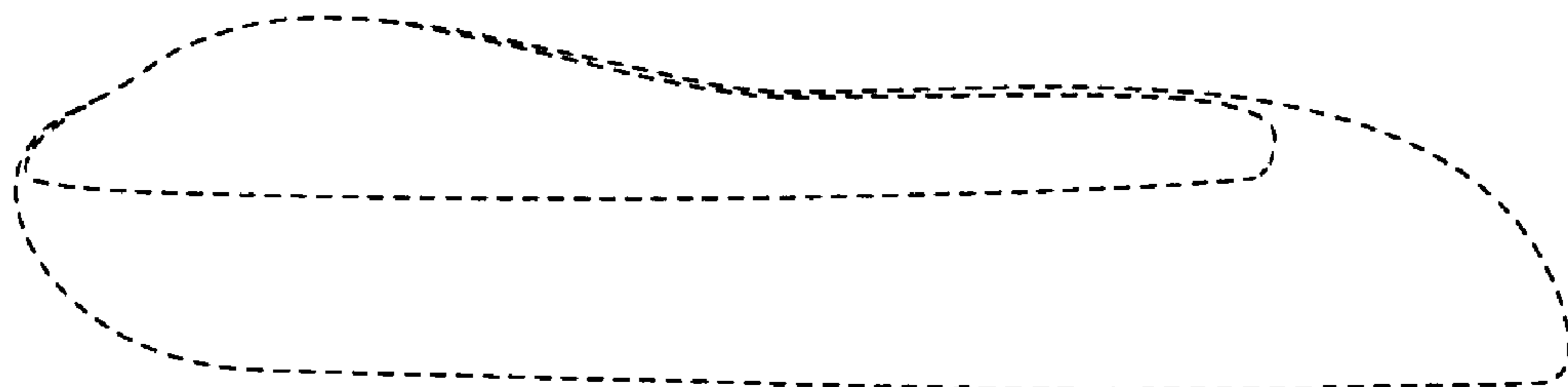


FIG. 7

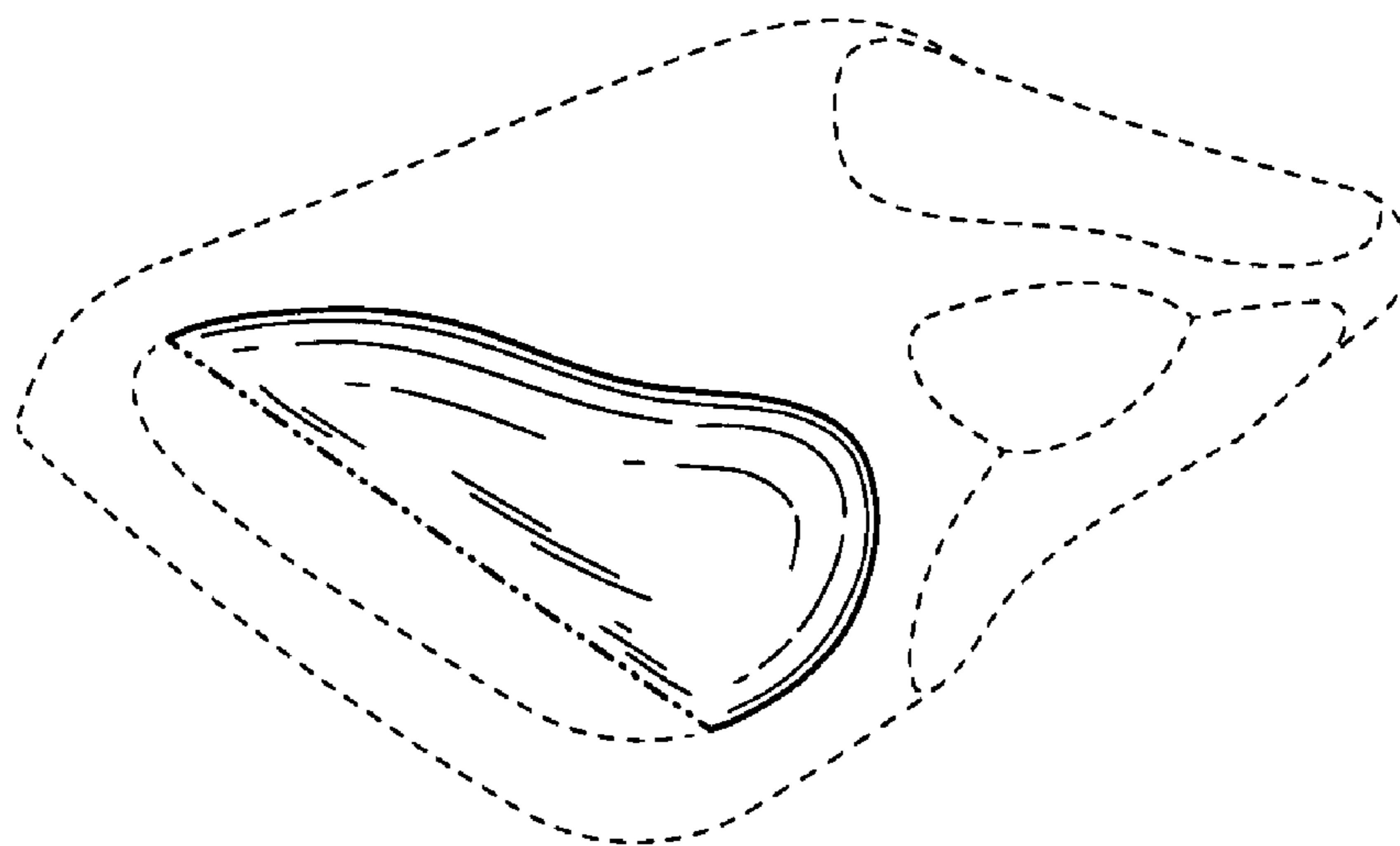


FIG. 8

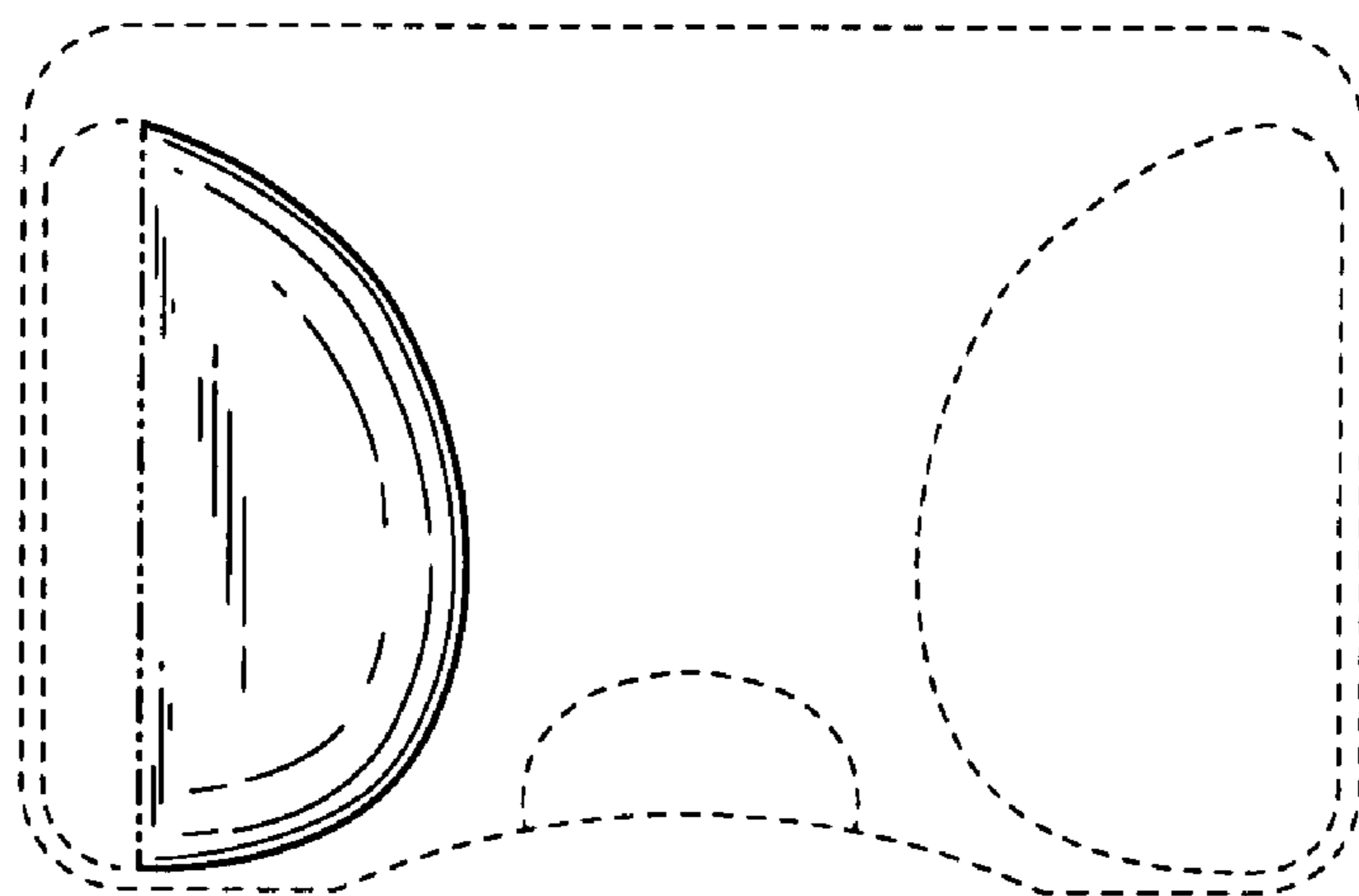


FIG. 9

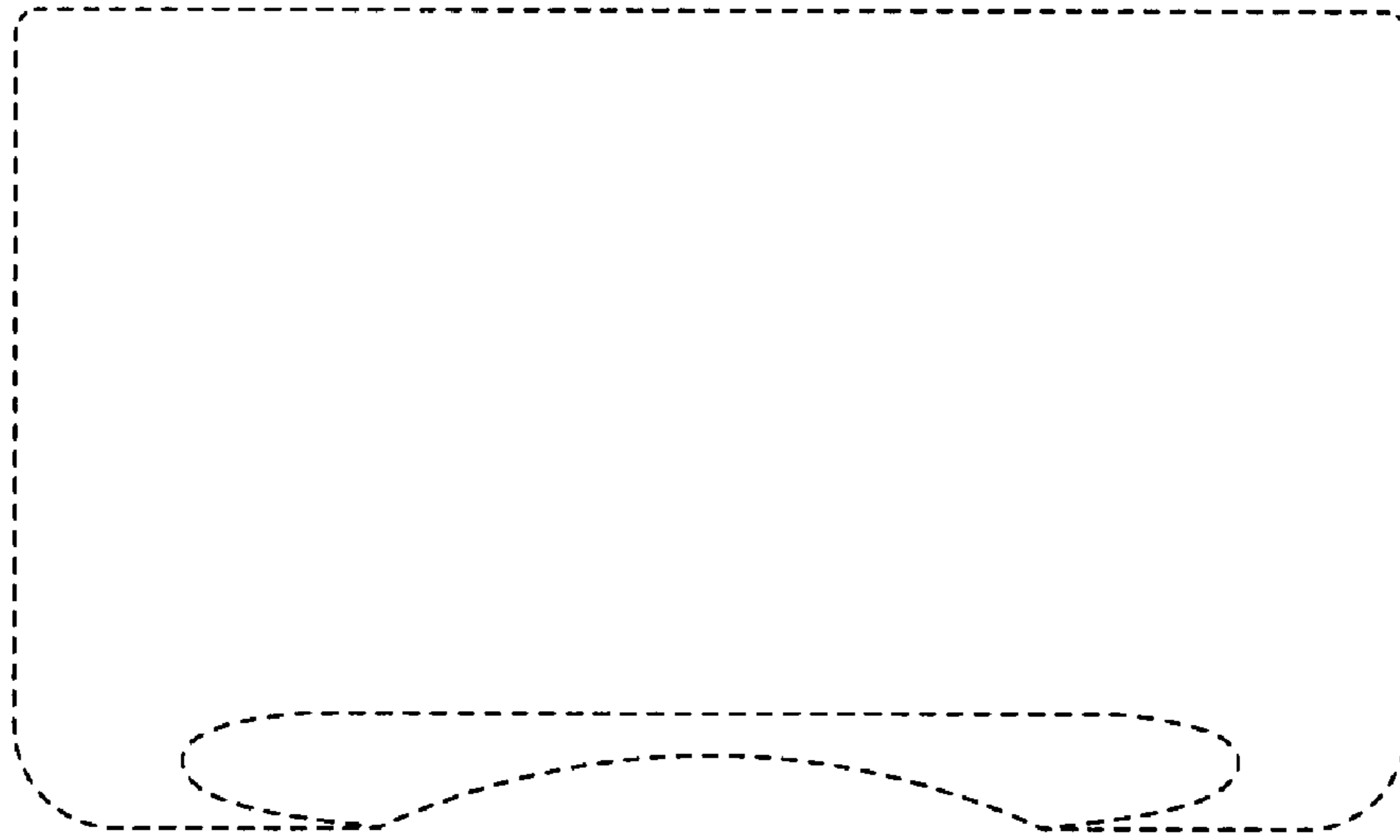


FIG. 10

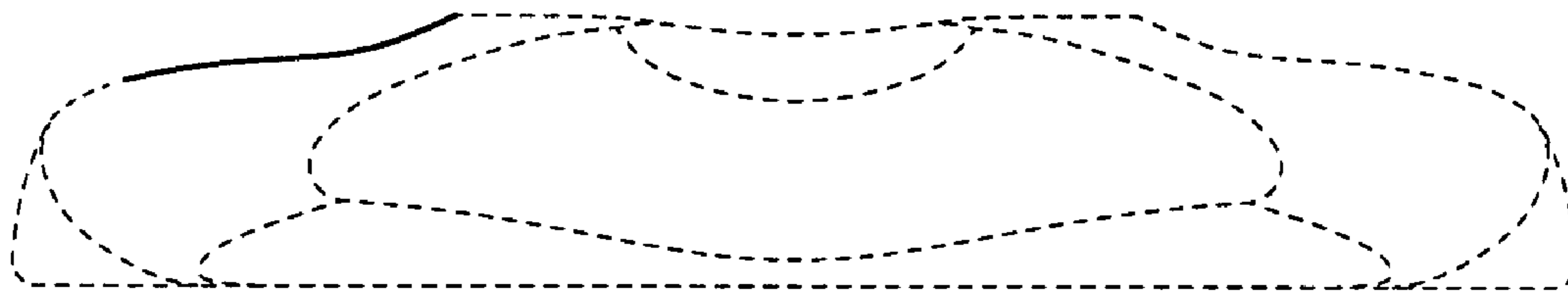


FIG. 11

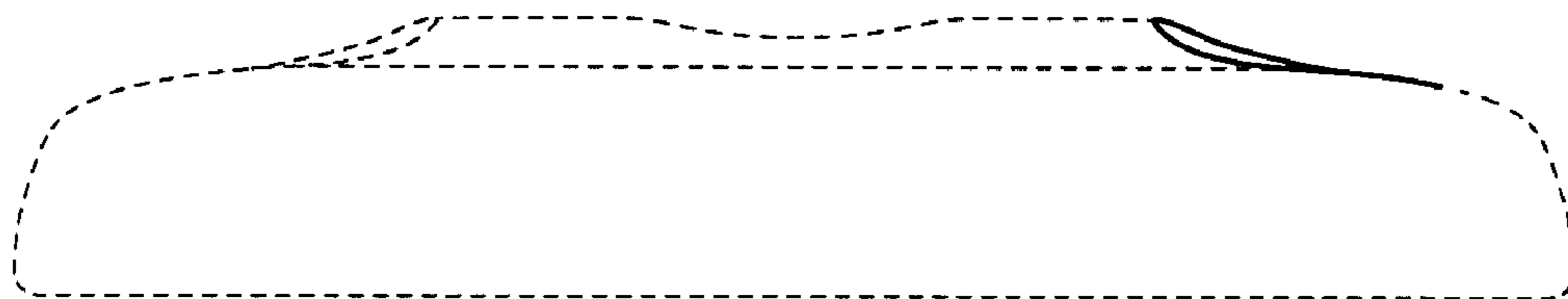


FIG. 12

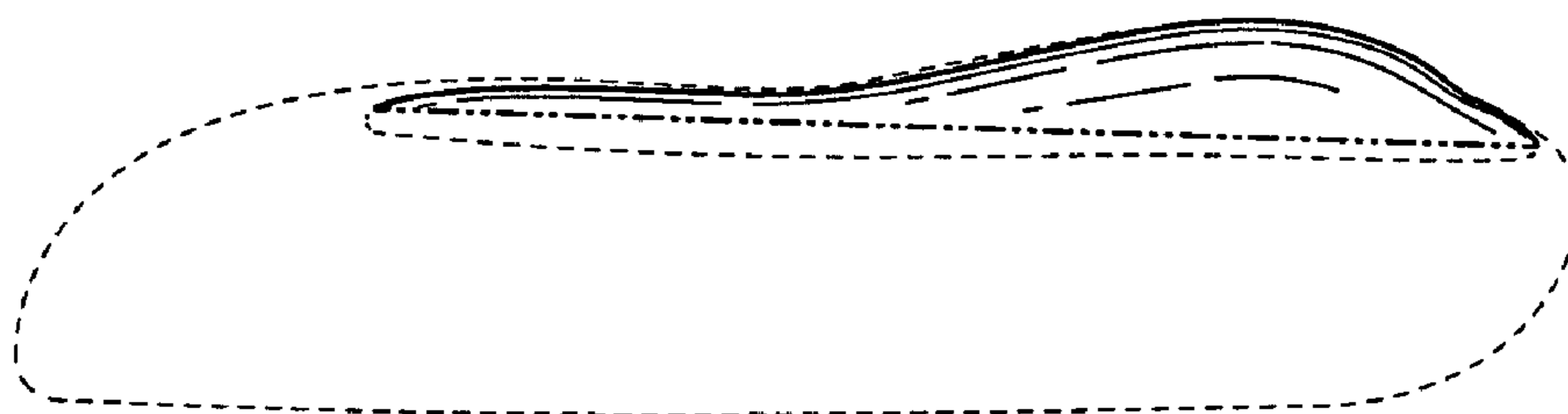


FIG. 13

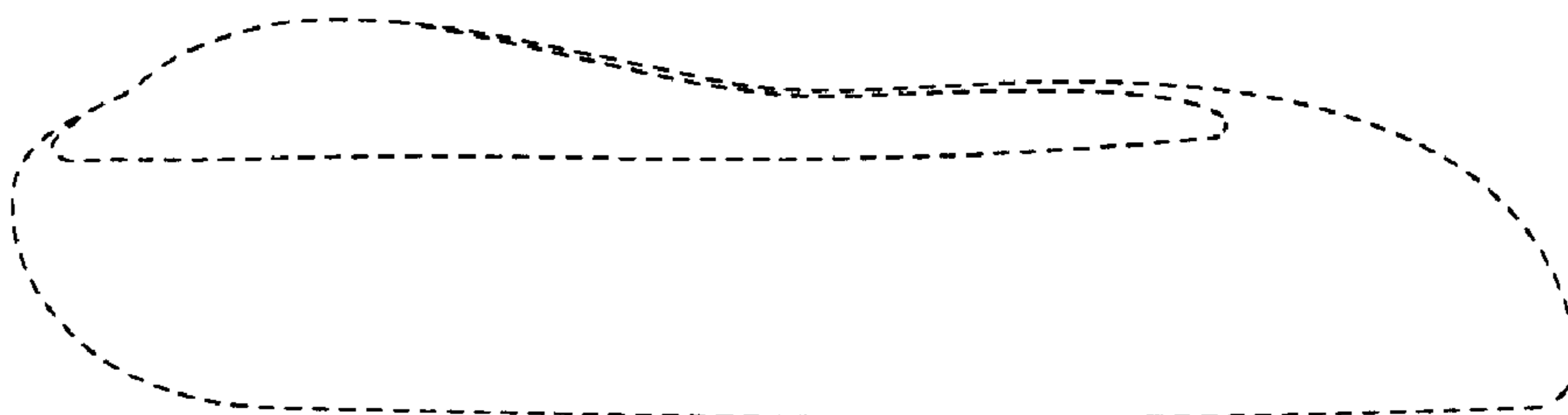


FIG. 14