



US00D558496S

(12) **United States Design Patent** (10) **Patent No.:** **US D558,496 S**  
**O'Hare et al.** (45) **Date of Patent:** **\*\* Jan. 1, 2008**

(54) **ENDBOARD**

D487,363 S \* 3/2004 Schmitt ..... D6/393  
D519,764 S 5/2006 O'Hare

(75) Inventors: **Timothy M. O'Hare**, Oak Ridge, NC (US); **Scott M. Risdon**, Greensboro, NC (US)

**OTHER PUBLICATIONS**

Planter, Alfresco, Henredon, date unknown, available as of Jun. 26, 2006.

(73) Assignee: **Thomasville Furniture Industries, Inc.**, Thomasville, NC (US)

Headboard, Michael Taylor Designs, Inc., date unknown, available as of Jun. 26, 2006.

(\*\*) Term: **14 Years**

\* cited by examiner

(21) Appl. No.: **29/247,578**

*Primary Examiner*—Janice E. Seeger

(22) Filed: **Jun. 27, 2006**

(74) *Attorney, Agent, or Firm*—Jack B. Hicks; Womble Carlyle Sandridge & Rice PLLC

(51) **LOC (8) Cl.** ..... **06-06**

(57) **CLAIM**

(52) **U.S. Cl.** ..... **D6/505**

The ornamental design for an endboard, as shown and described.

(58) **Field of Classification Search** ..... D6/382–383, D6/389–395, 505–508, 503; 5/53.1, 279, 5/280, 281, 907

See application file for complete search history.

**DESCRIPTION**

(56) **References Cited**

FIG. 1 is a left front perspective view of an endboard showing my new design;

**U.S. PATENT DOCUMENTS**


FIG. 2 is a front elevational view thereof; and,

|              |         |               |        |
|--------------|---------|---------------|--------|
| D443,445 S   | 6/2001  | O'Hare et al. |        |
| D445,592 S   | 7/2001  | O'Hare et al. |        |
| D458,482 S   | 6/2002  | Stanton       |        |
| D466,343 S   | 12/2002 | Cain          |        |
| D469,285 S   | 1/2003  | Stanton       |        |
| D470,329 S * | 2/2003  | Vaaler        | D6/393 |
| D470,331 S   | 2/2003  | Stanton       |        |
| D473,064 S * | 4/2003  | O'Hare        | D6/389 |
| D475,218 S * | 6/2003  | Schmitt       | D6/393 |

FIG. 3 is a side elevational view, the opposite side being a mirror image thereof.

The views of the endboard not shown form no part of the claimed design. The broken lines depicting optional ornamentation represent environmental elements only and form no part of the claimed design.

**1 Claim, 2 Drawing Sheets**






FIG. 1




FIG. 2

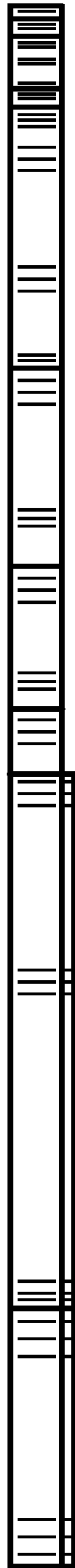


FIG. 3