



US00D558488S

(12) **United States Design Patent**
Domack et al.

(10) **Patent No.:** **US D558,488 S**
(45) **Date of Patent:** **** Jan. 1, 2008**

(54) **DINING TABLE**

(75) Inventors: **Randy D. Domack**, Trempealeau, WI (US); **Terry A. Everson**, Blair, WI (US)

(73) Assignee: **Ashley Furniture Industries, Inc.**, Arcadia, WI (US)

(**) Term: **14 Years**

(21) Appl. No.: **29/255,887**

(22) Filed: **Mar. 13, 2006**

(51) **LOC (8) Cl.** **06-03**

(52) **U.S. Cl.** **D6/480**

(58) **Field of Classification Search** D6/480-489,
D6/495, 497, 429-431, 511, 477; 108/153.1,
108/155, 156, 157.1, 161, 69, 83, 89; 248/188,
248/188.1

See application file for complete search history.

(56) **References Cited**

U.S. PATENT DOCUMENTS

D357,146 S *	4/1995	Lewis	D6/484
D388,980 S *	1/1998	Mohundro	D6/480
D445,608 S *	7/2001	O'Hare	D6/480
D455,299 S *	4/2002	Vaaler	D6/480
D513,676 S *	1/2006	Vaaler	D6/480

OTHER PUBLICATIONS

Photograph of Ashley "D71" table, prior to Mar. 13, 2005.
Photograph of Brooks table, prior to Mar. 13, 2005.

* cited by examiner

Primary Examiner—Janice E. Seeger

(74) *Attorney, Agent, or Firm*—Patterson, Thuente, Skaar & Christensen, P.A.

(57) **CLAIM**

The ornamental design for a dining table, as shown and described.

DESCRIPTION

FIG. 1 is a perspective view of a dining table according to an embodiment of the invention.

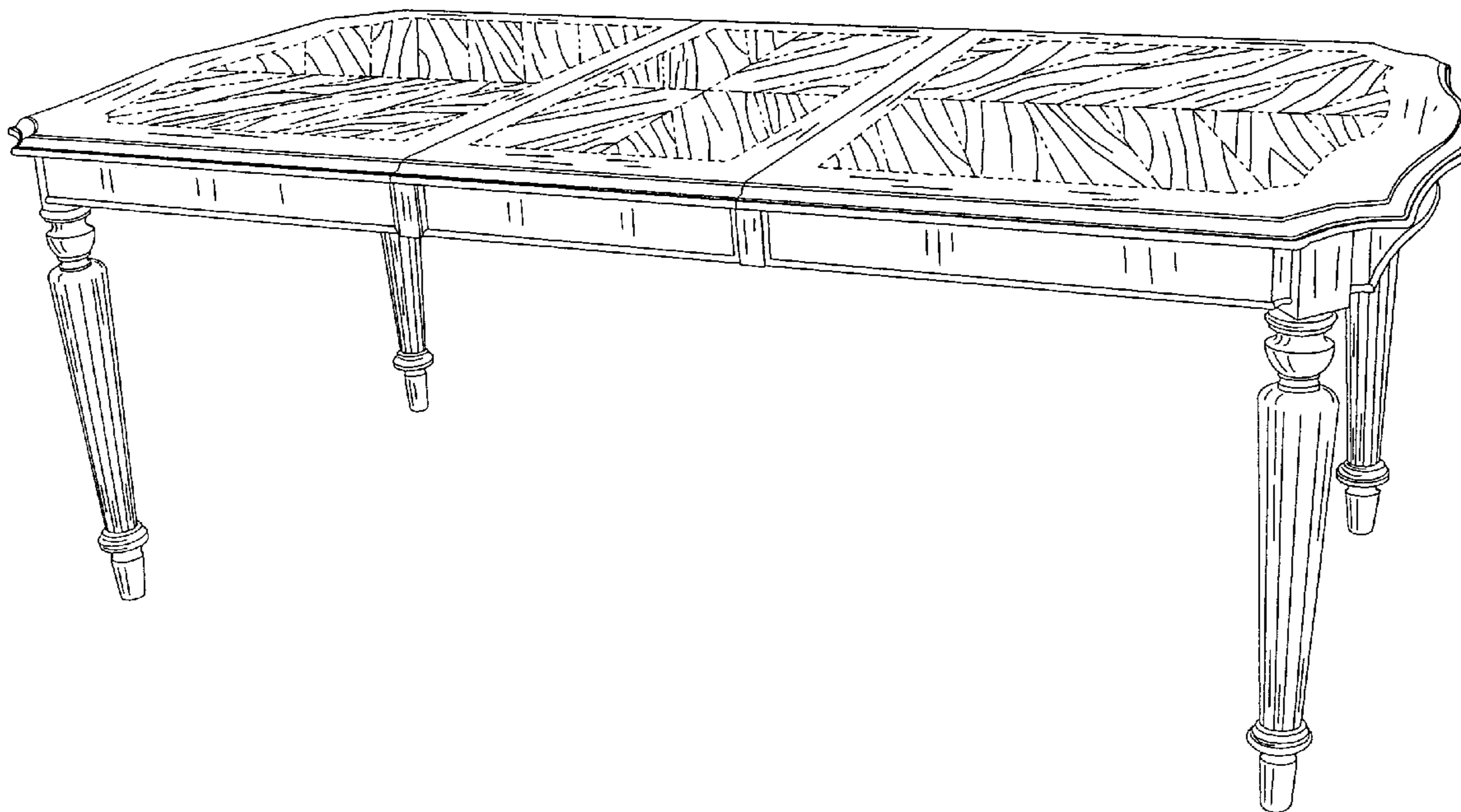
FIG. 2 is an overhead view of a dining table according to an embodiment of the invention.

FIG. 3 is a side view of a dining table according to an embodiment of the invention, the view from the opposite side being a mirror-image thereto; and,

FIG. 4 is an end view of a dining table according to an embodiment of the invention, the view from the opposite end being a mirror-image thereto.

The dashed lines illustrate borders of separate panels of wood and are for illustrative purposes only and form no part of the claimed invention.

1 Claim, 3 Drawing Sheets






Fig. 1

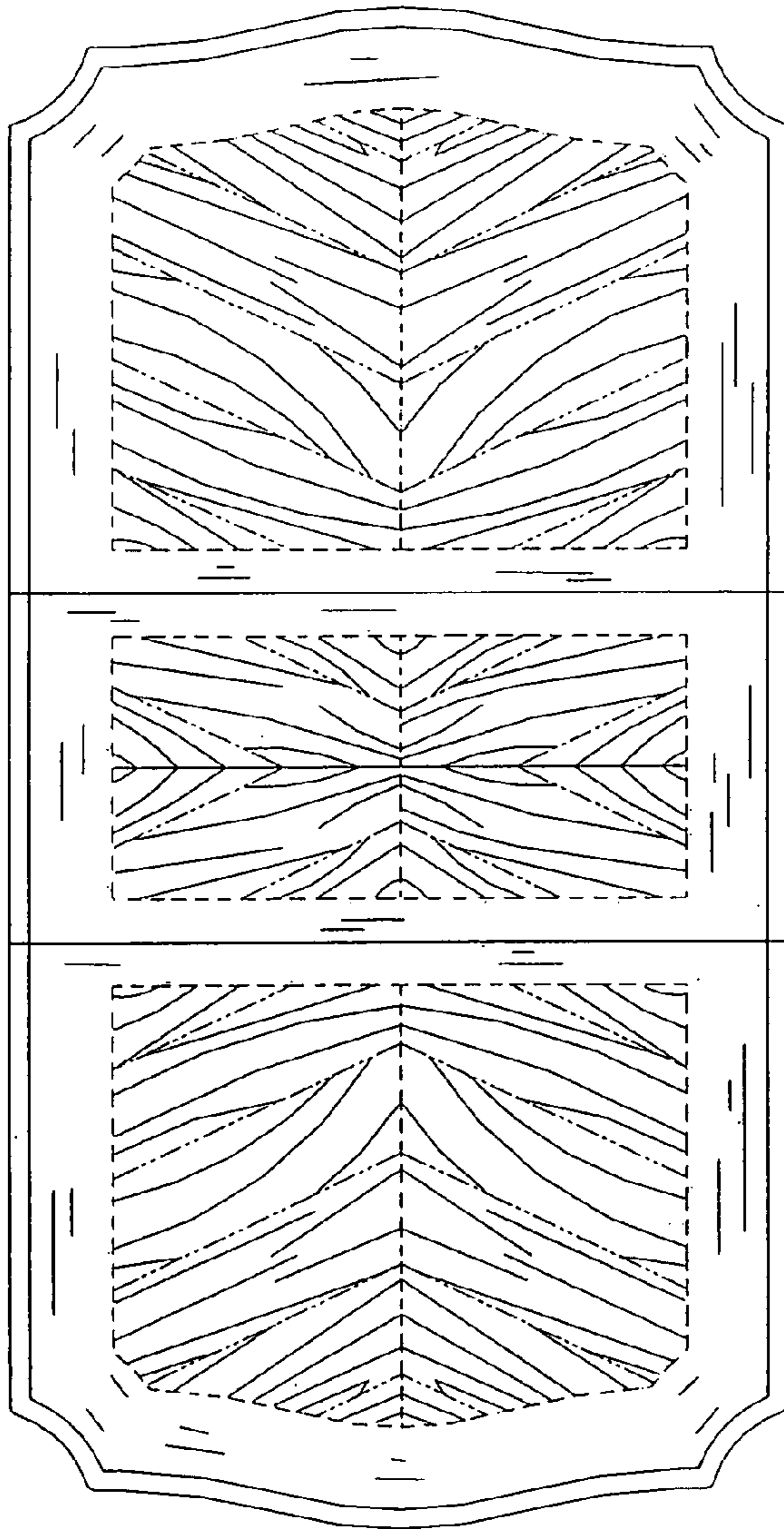


Fig. 2




Fig. 3




Fig. 4