



US00D558479S

(12) **United States Design Patent**
Lievore

(10) **Patent No.:** **US D558,479 S**
(45) **Date of Patent:** **** Jan. 1, 2008**

(54) **CHAIR**

(75) Inventor: **Alberto Lievore**, Barcelona (ES)

(73) Assignee: **Arper S.p.A.**, Monastier di Treviso (IT)

(**) Term: **14 Years**

(21) Appl. No.: **29/241,486**

(22) Filed: **Oct. 27, 2005**

(51) **LOC (8) Cl.** **06-01**

(52) **U.S. Cl.** **D6/375**

(58) **Field of Classification Search** D6/374–376,
D6/334–335, 369–370, 373, 379–380, 500–502;
297/445.1, 448.1, 448.2, 452.63, 452.18,
297/452.19, 452.13, 446.1

See application file for complete search history.

(56) **References Cited**

U.S. PATENT DOCUMENTS

D169,338 S *	4/1953	Risley	D6/369
D170,791 S *	11/1953	Bertoia	D6/375
D181,676 S *	12/1957	Ristenpart	D6/373
D197,512 S *	2/1964	Poisson	D6/375
3,387,887 A *	6/1968	Jakobsen	297/448.2
D279,338 S *	6/1985	Offredi	D6/376
D295,238 S *	4/1988	Gammelgaard	D6/373

D343,527 S *	1/1994	Ambasz	D6/373
D436,749 S *	1/2001	Arad	D6/374
D516,330 S *	3/2006	Ruiter	D6/370
D518,657 S *	4/2006	Gehry	D6/375

* cited by examiner

Primary Examiner—Caron D. Veynar

Assistant Examiner—Abraham Bahta

(74) *Attorney, Agent, or Firm*—Scully, Scott, Murphy & Presser, P.C.

(57) **CLAIM**

The ornamental design for a “chair”, as shown and described.

DESCRIPTION

FIG. 1 is a left side view, showing my new design;

FIG. 2 is a front view thereof;

FIG. 3 is a rear view thereof;

FIG. 4 is a right side view thereof;

FIG. 5 is a perspective view thereof;

FIG. 6 is a plan view from above thereof; and,

FIG. 7 is a plan view from below thereof.

1 Claim, 7 Drawing Sheets



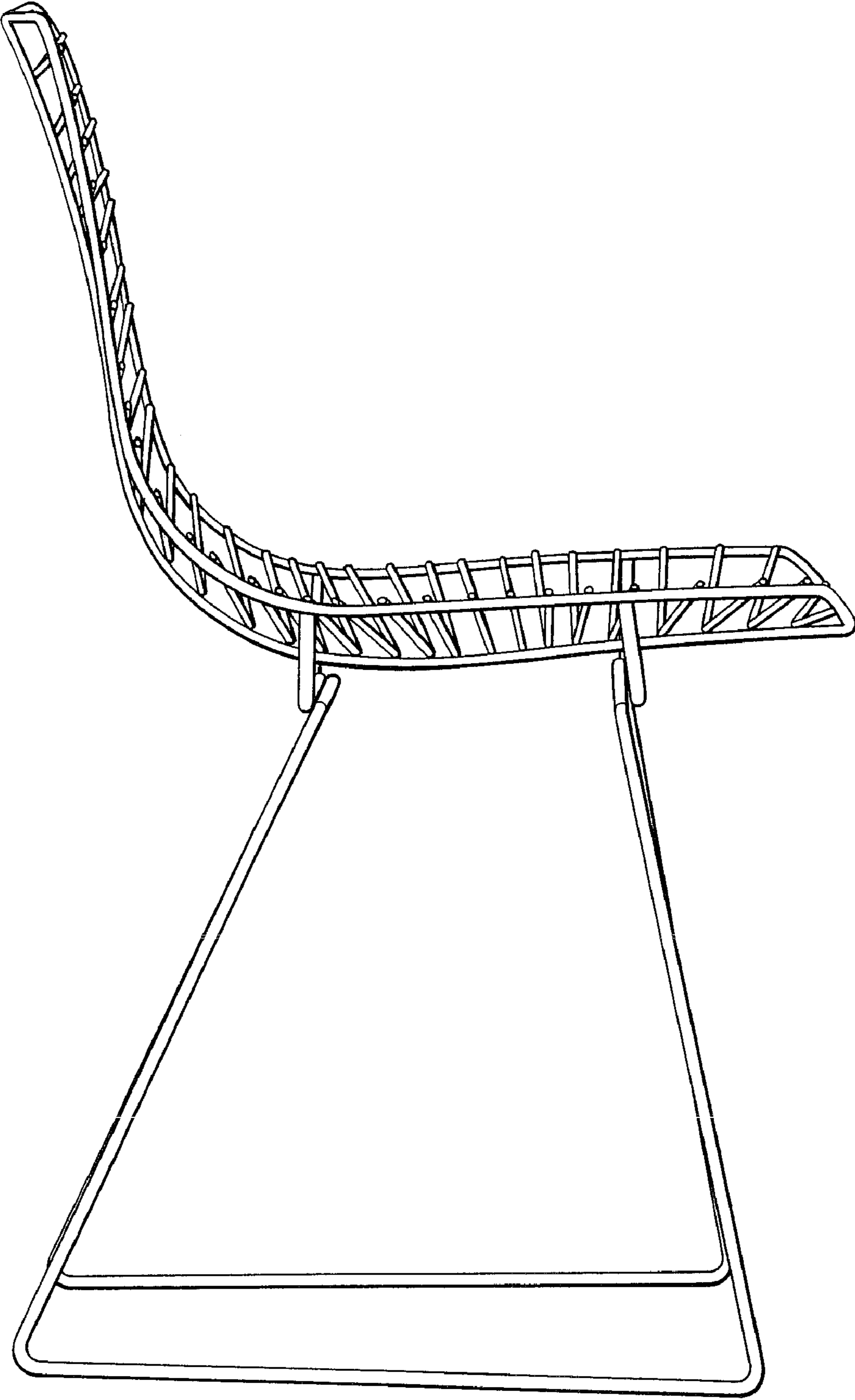


Fig. 1




FIG. 2

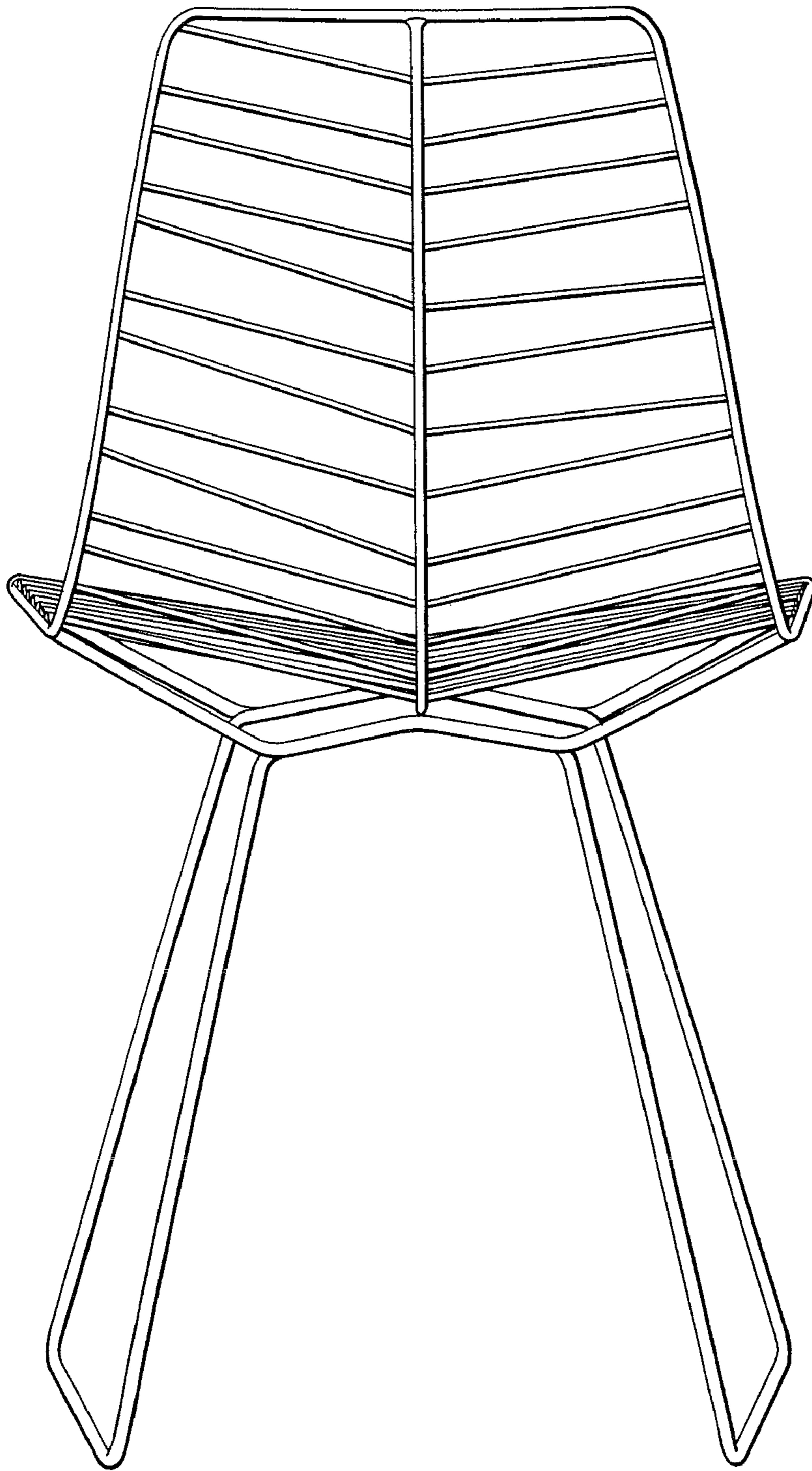


FIG. 3

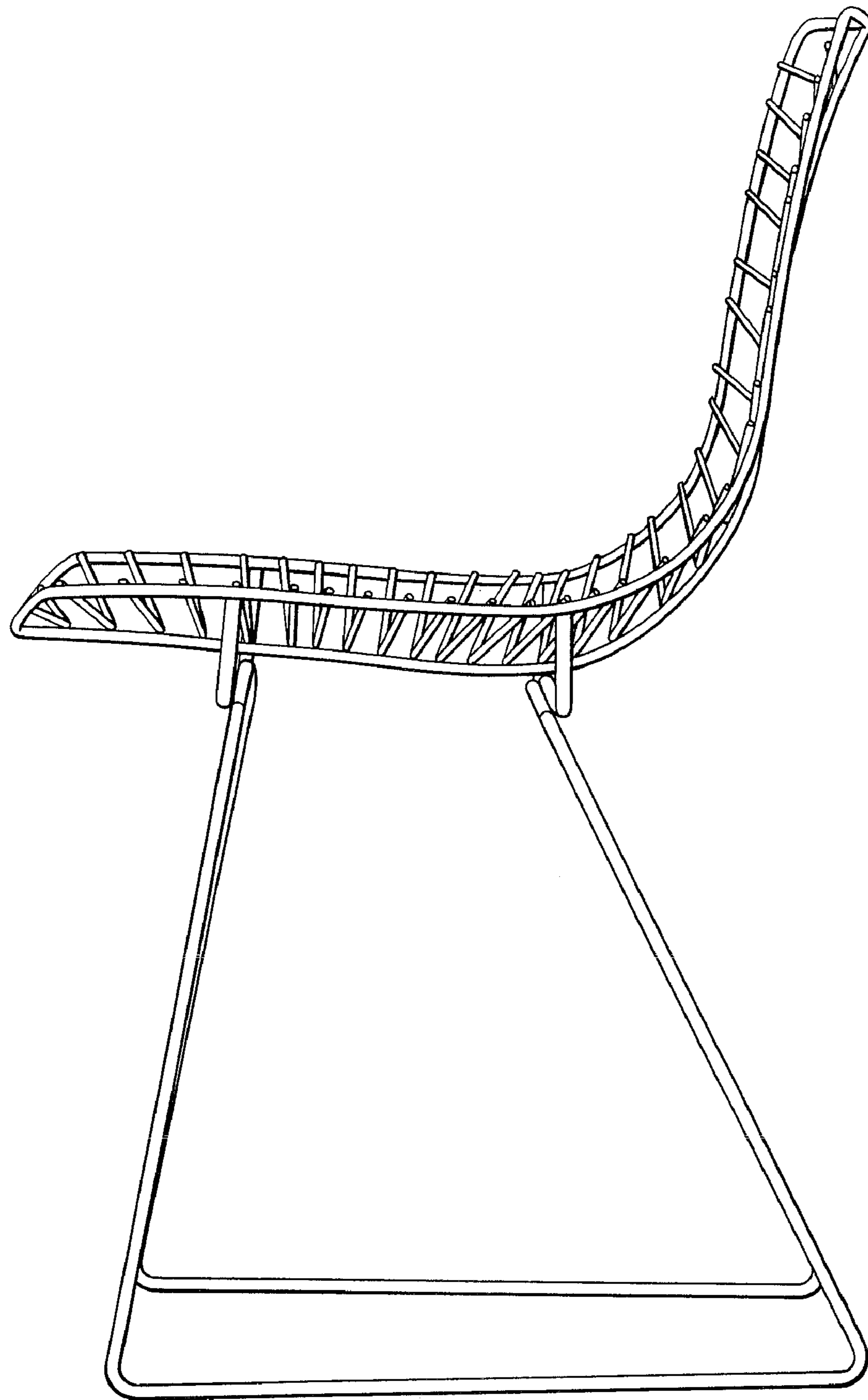


FIG. 4



Fig. 5

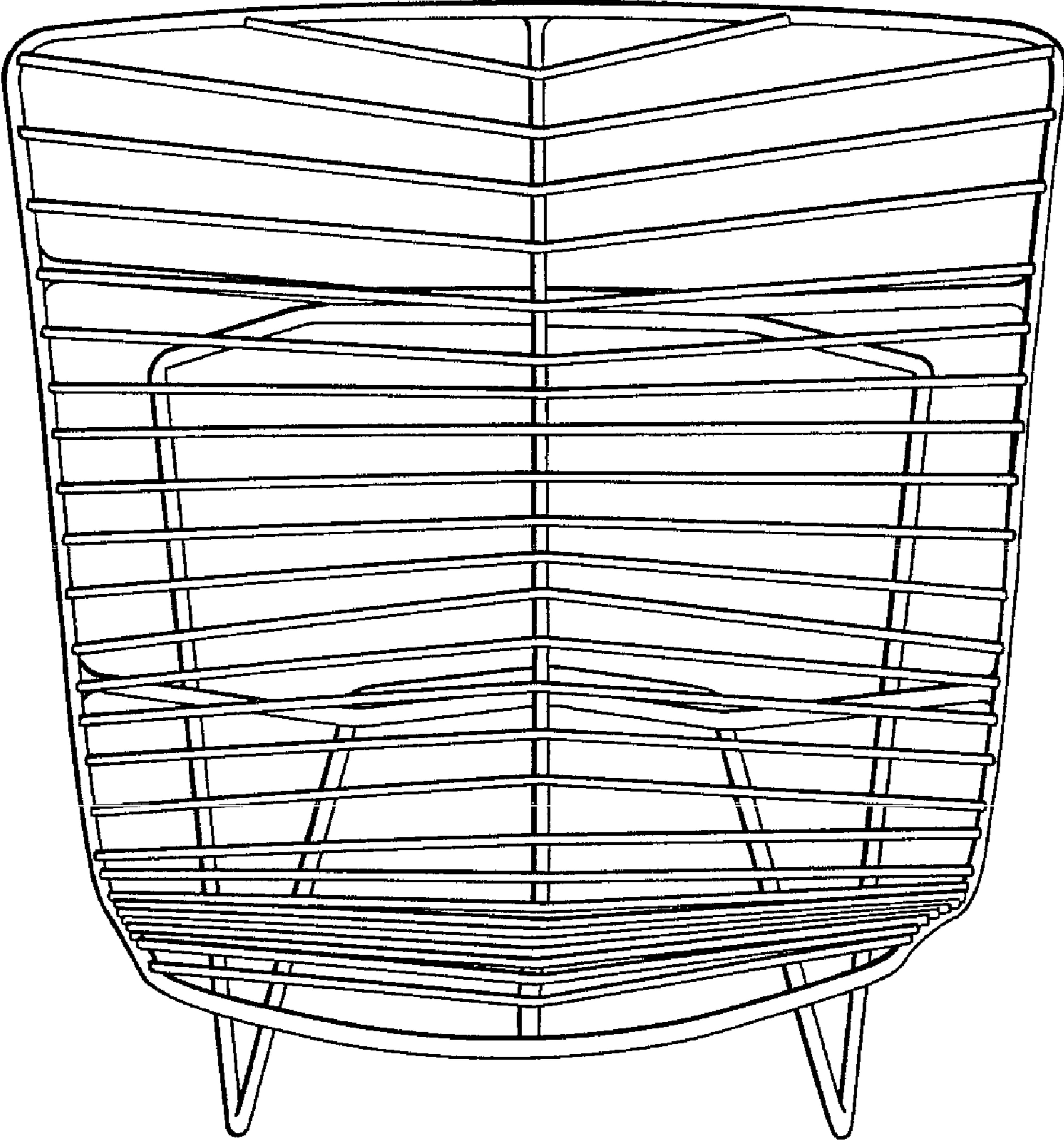


Fig. 6

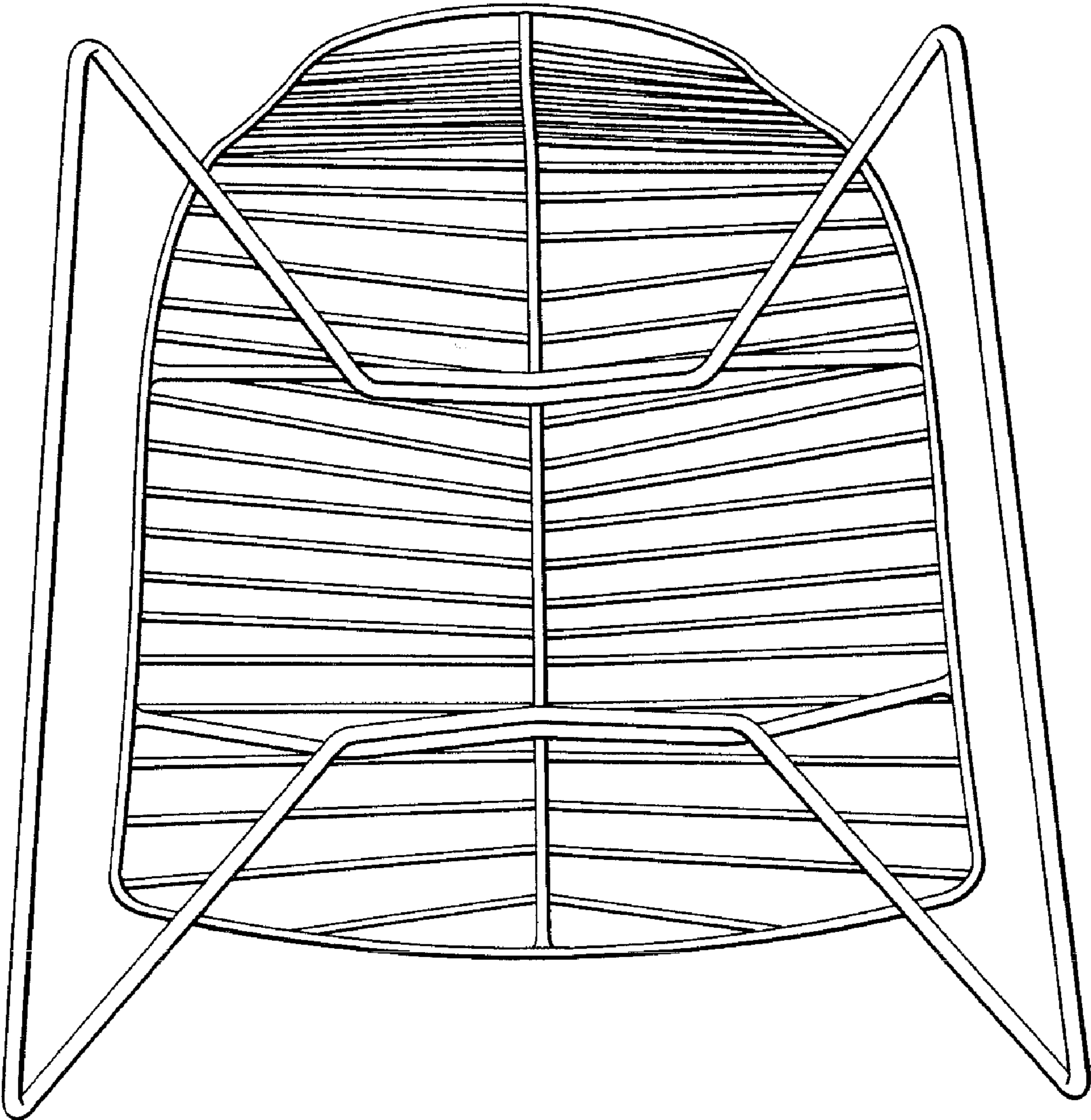


Fig. 7