



US00D558472S

(12) **United States Design Patent**
Linton et al.

(10) **Patent No.:** **US D558,472 S**
(45) **Date of Patent:** **** Jan. 1, 2008**

(54) **STUDENT FOCUS STOOL**
(76) Inventors: **Robert Linton**, 11472 Main Range
Trail, Littleton, CO (US) 80127;
Christa Diederichs, 11472 Main Range
Trail, Littleton, CO (US) 80127

(**) Term: **14 Years**

(21) Appl. No.: **29/273,998**

(22) Filed: **Mar. 19, 2007**

(51) **LOC (8) Cl.** **06-01**

(52) **U.S. Cl.** **D6/349**

(58) **Field of Classification Search** D6/349-353,
D6/355, 364, 484, 334, 500-502; 297/258.1,
297/259.1, 440.12, 445.1, 451.4, 461-462,
297/187

See application file for complete search history.

(56) **References Cited**

U.S. PATENT DOCUMENTS

- 177,025 A * 5/1876 Smith 248/155.1
- D31,697 S * 10/1899 Bilhoefer D6/349
- D86,535 S * 3/1932 Novick D6/511
- D171,652 S * 3/1954 Keady D6/336
- 3,283,733 A * 11/1966 Boerma 108/159
- D221,543 S * 8/1971 Lassen D6/524
- 4,098,478 A 7/1978 Spitzke
- 4,232,896 A * 11/1980 Caldwell 297/4
- 4,653,808 A 3/1987 Opsvik
- 4,676,547 A * 6/1987 Spillman 297/4
- 4,700,914 A 10/1987 Cheetham

- 4,930,839 A 6/1990 Saito et al.
- D309,989 S * 8/1990 Gotts D6/364
- D330,134 S * 10/1992 Edmunds D6/511
- D339,003 S * 9/1993 Mele D6/364
- D350,651 S 9/1994 Emery
- 5,411,313 A * 5/1995 Counihan et al. 297/118
- 5,441,433 A * 8/1995 Stanley 441/130
- D365,695 S * 1/1996 Sibbitt, Sr. D6/364
- 6,062,638 A 5/2000 Ferguson
- 6,176,545 B1 1/2001 Hambleton
- D459,598 S 7/2002 Andersen et al.
- D464,207 S * 10/2002 Bell et al. D6/364
- D473,389 S 4/2003 Ryan
- 6,997,511 B2 2/2006 Marchand et al.

* cited by examiner

Primary Examiner—Sandra Snapp

(74) *Attorney, Agent, or Firm*—Robert C. Montgomery

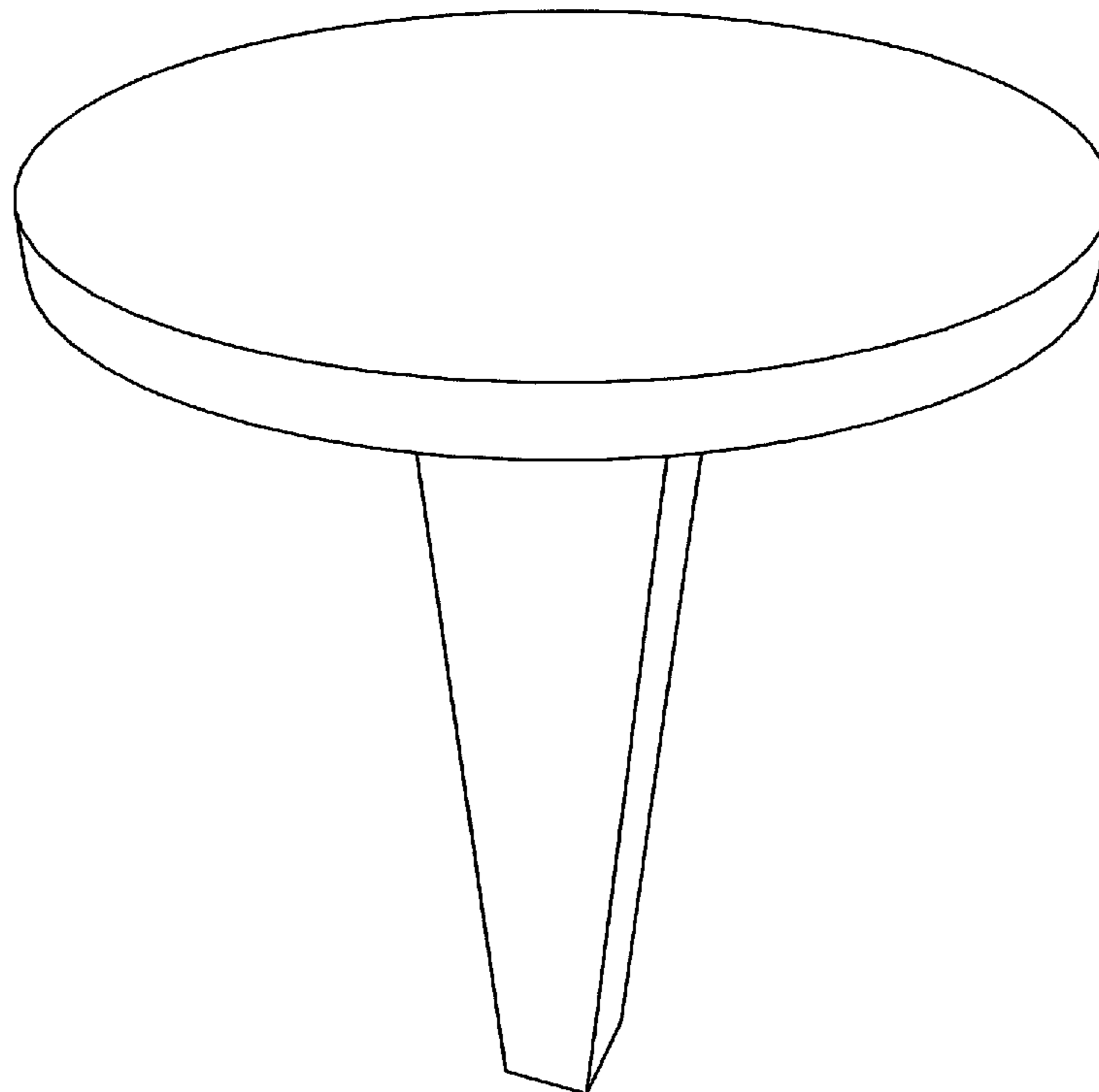
(57) **CLAIM**

The ornamental design for a student focus stool, as shown and described.

DESCRIPTION

FIG. 1 is a perspective view of a student focus stool;
FIG. 2 is a side view thereof;
FIG. 3 is a front view thereof;
FIG. 4 is a top view thereof; and,
FIG. 5 is a bottom view thereof.

1 Claim, 3 Drawing Sheets



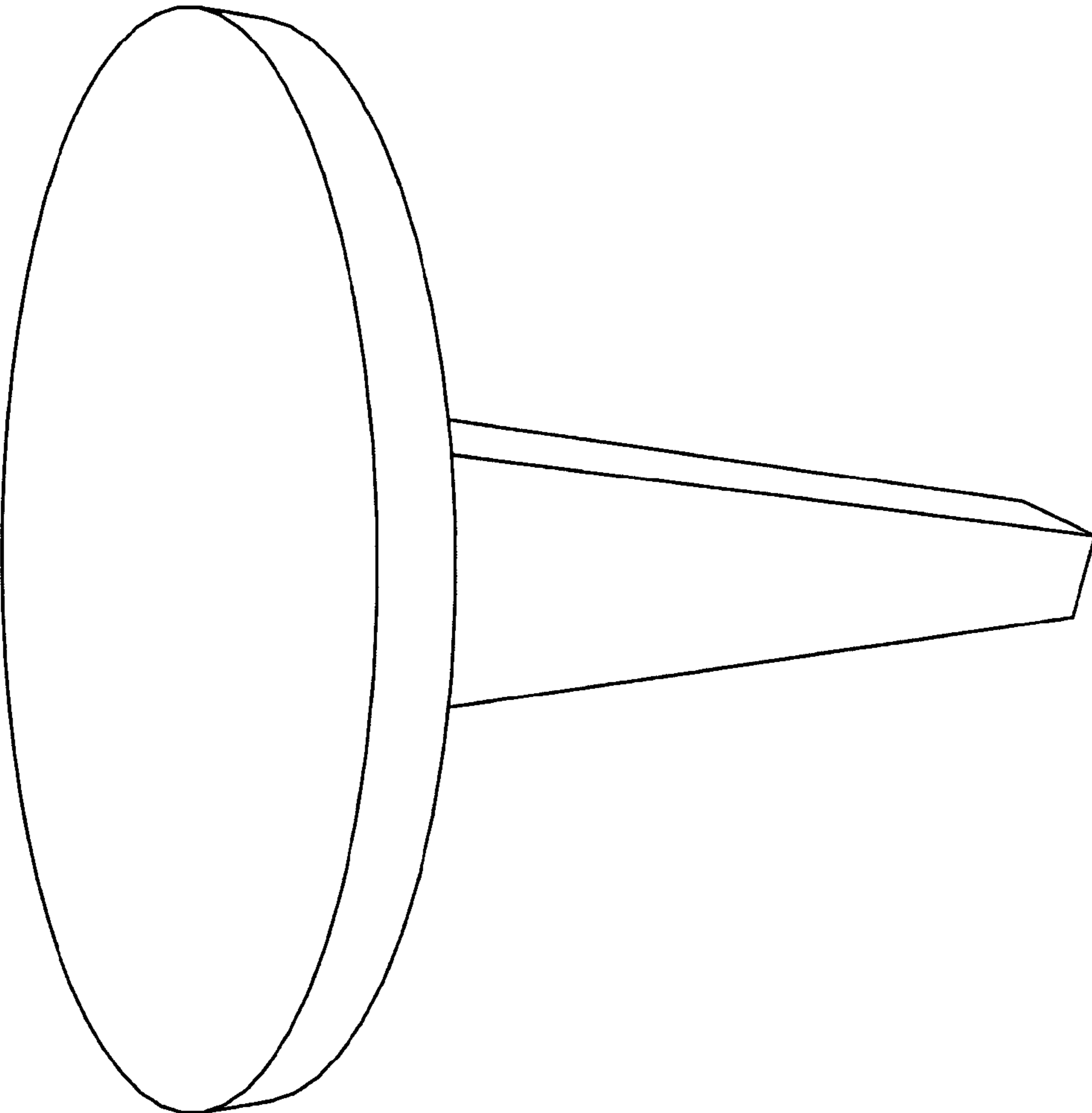


FIG. 1

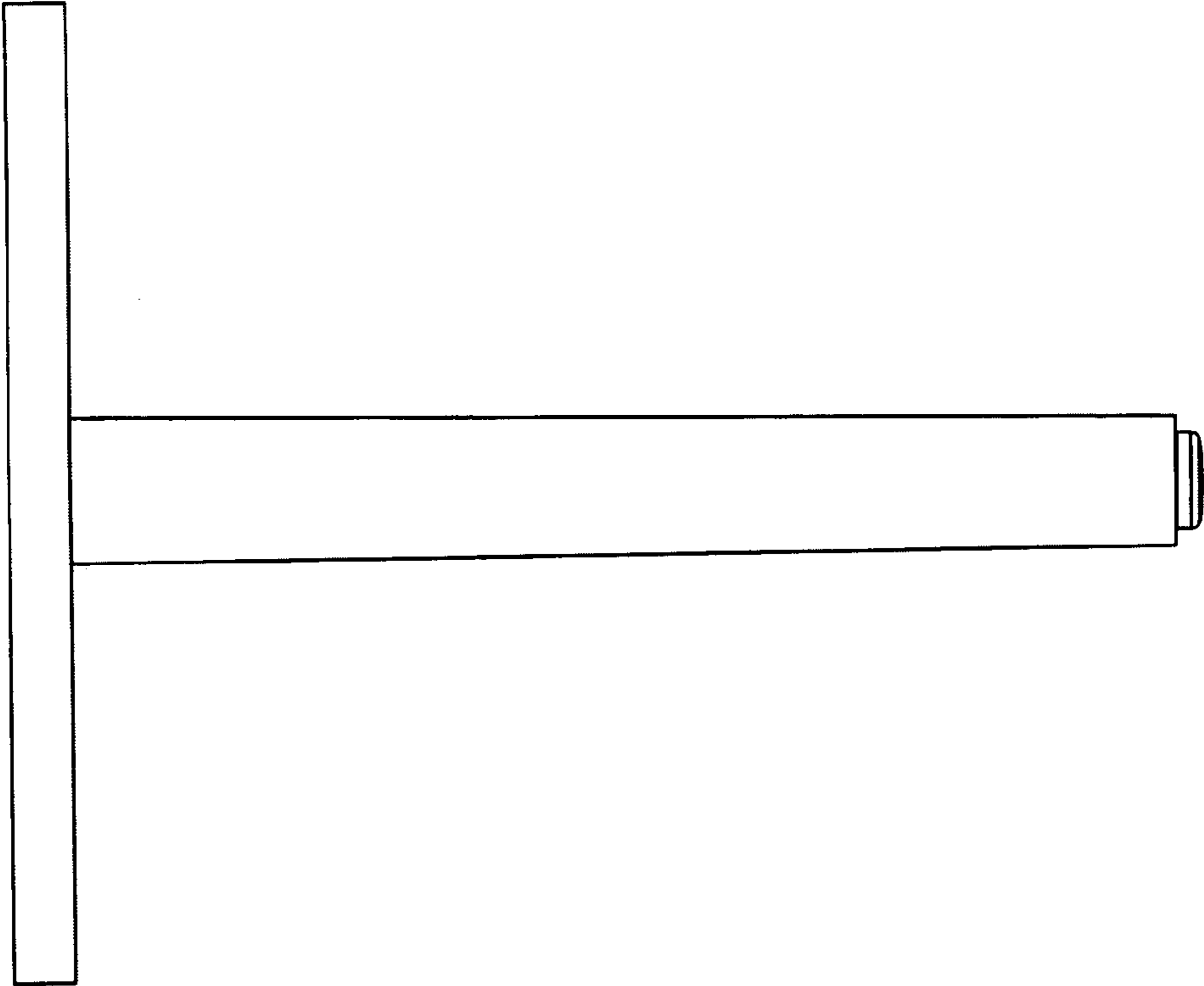


FIG. 3

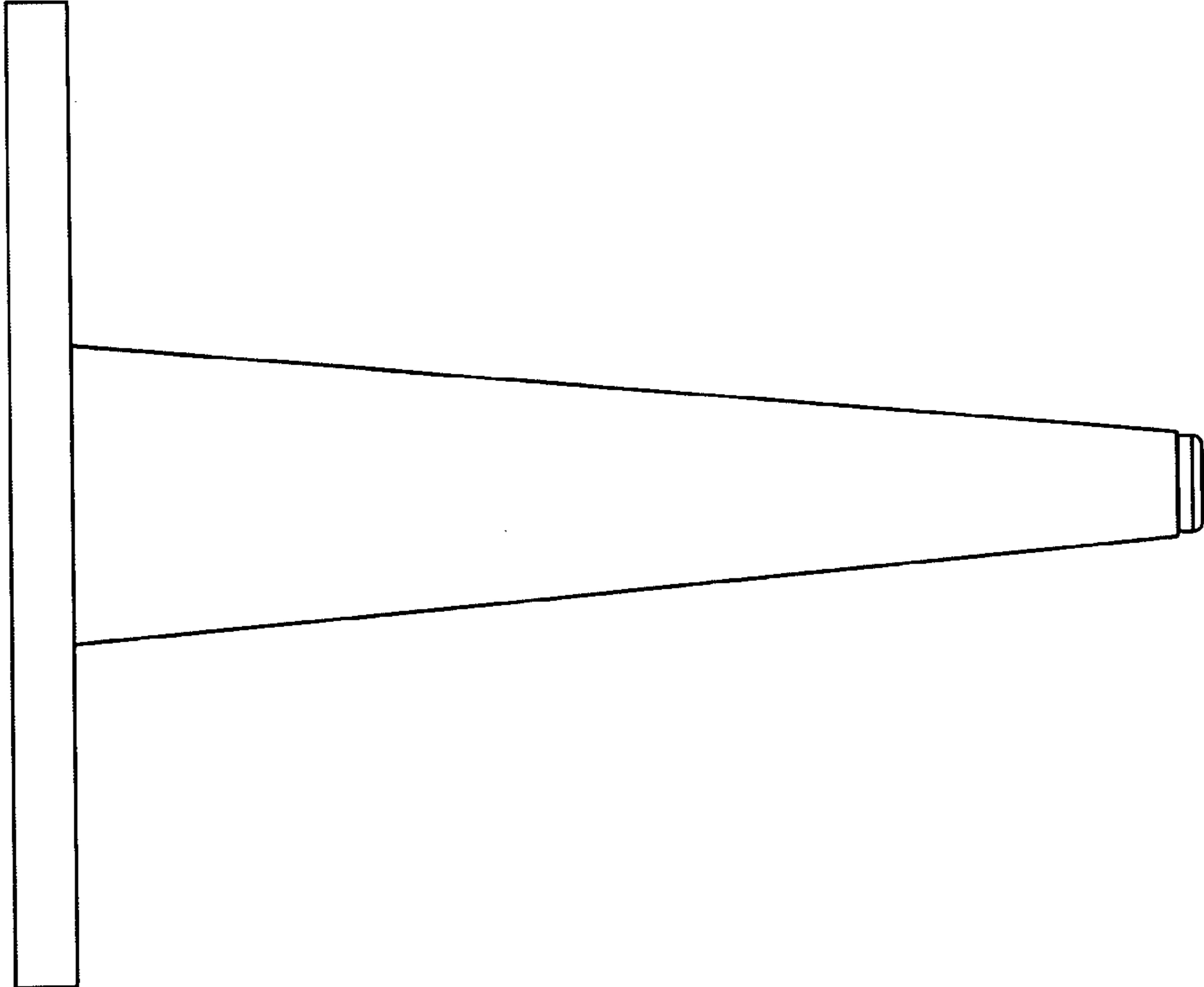


FIG. 2




FIG. 4

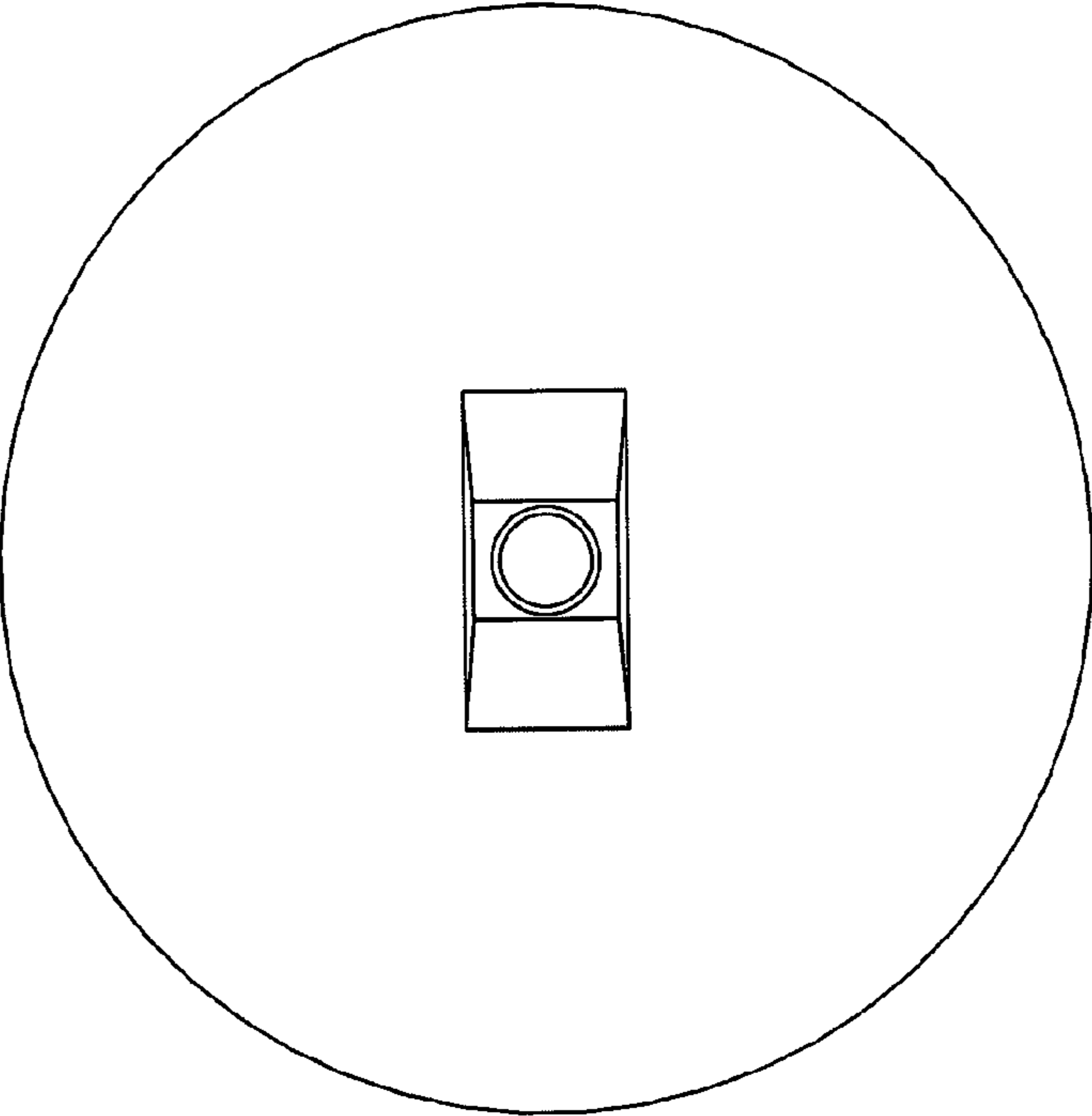


FIG. 5