

US00D558458S

(12) **United States Design Patent** (10) **Patent No.:** **US D558,458 S**
Janke et al. (45) **Date of Patent:** **** Jan. 1, 2008**

(54) **MIRROR**

(75) Inventors: **Harry Janke**, Trempealeau, WI (US);
Craig C. Bacon, Trempealeau, WI
(US); **Phillip M. Hoff**, Trempealeau,
WI (US)

(73) Assignee: **Ashley Furniture Industries, Inc.**,
Arcadia, WI (US)

(**) Term: **14 Years**

(21) Appl. No.: **29/266,298**

(22) Filed: **Sep. 18, 2006**

(51) **LOC (8) Cl.** **06-07**

(52) **U.S. Cl.** **D6/300**

(58) **Field of Classification Search** D6/300–314,
D6/444, 321; 40/700, 734, 743, 739, 735,
40/798

See application file for complete search history.

(56) **References Cited**

U.S. PATENT DOCUMENTS

D409,393 S	*	5/1999	Cain	D6/300
D521,747 S	*	5/2006	Domack et al.	D6/300
D522,256 S	*	6/2006	Bruce	D6/300
D523,250 S	*	6/2006	Mohundro	D6/300
D527,912 S	*	9/2006	Domack et al.	D6/300
D531,819 S	*	11/2006	Everson et al.	D6/300

OTHER PUBLICATIONS

Ashley Furniture, B335, prior to Sep. 17, 2006 (Reference1.pdf).

Ashley Furniture, “South Shore”, B547-1, prior to Sep. 17, 2006
(Reference2.pdf).

Ashley Furniture, “South Shore”, B547-2, prior to Sep. 17, 2006
(Reference3.pdf).

Harlem Furniture, Versailles Collection, prior to Sep. 17, 2006
(Reference4.pdf).

* cited by examiner

Primary Examiner—Joel A. Sincavage

Assistant Examiner—Sydney R. Buffalow

(74) *Attorney, Agent, or Firm*—Patterson, Thunte, Skaar &
Christensen, P.A.

(57) **CLAIM**

The ornamental design for a mirror, as shown and described.

DESCRIPTION

FIG. 1 is a perspective view of a mirror according to an
embodiment of the invention.


FIG. 2 is a front view of a mirror according to an embodi-
ment of the invention.

FIG. 3 is a side view of a mirror according to an embodiment
of the invention, the view from the opposite side being a
mirror-image thereof; and,

FIG. 4 is a top view of a mirror according to an embodiment
of the invention.

The portion of the figures shown in dashed lines are for
illustrative purposes only and form no part of the claimed
invention.

1 Claim, 2 Drawing Sheets






FIG. 1




FIG. 2



FIG. 3

FIG. 4

