

US00D558455S

(12) **United States Design Patent** (10) **Patent No.:** **US D558,455 S**
Chan et al. (45) **Date of Patent:** **** Jan. 1, 2008**

(54) **SET OF BRISTLES FOR AN ELECTRIC TOOTHBRUSH**

2002/0029988 A1 3/2002 Blaustein et al.
2002/0032941 A1 3/2002 Blaustein et al.
2002/0078514 A1 6/2002 Blaustein et al.
2002/0162180 A1 11/2002 Blaustein et al.

(75) Inventors: **John Geoffrey Chan**, Loveland, OH (US); **Wang Ping**, Beijing (CN)

FOREIGN PATENT DOCUMENTS

(73) Assignee: **Church & Dwight Co., Inc.**, Princeton, NJ (US)

JP 11099016 A * 4/1999

* cited by examiner

(**) Term: **14 Years**

Primary Examiner—Cathron C. Brooks

Assistant Examiner—Lavone D. Tabor

(21) Appl. No.: **29/193,208**

(74) *Attorney, Agent, or Firm*—K. Bradford Adolphson; Patrick R. Roche

(22) Filed: **Nov. 5, 2003**

(51) **LOC (8) Cl.** **04-02**

(57) **CLAIM**

(52) **U.S. Cl.** **D4/101; D4/104**

The ornamental design for a set of bristles for an electric toothbrush, as shown and described.

(58) **Field of Classification Search** D4/101, D4/104-112; 15/110, 167.1, 167.2, 176.1, 15/176.2, DIG. 5; 132/308, 309; 601/139, 601/141, 142

DESCRIPTION

See application file for complete search history.

FIG. 1 is a perspective view of a set of bristles for an electric toothbrush.

(56) **References Cited**

U.S. PATENT DOCUMENTS

- D432,312 S 10/2000 Blaustein et al.
- D433,814 S 11/2000 Blaustein et al.
- 6,237,178 B1 5/2001 Krammer et al.
- D444,629 S * 7/2001 Etter et al. D4/104 X
- 6,360,395 B2 3/2002 Blaustein et al.
- 6,371,294 B1 4/2002 Blaustein et al.
- D457,728 S 5/2002 Blaustein et al.
- D458,030 S 6/2002 Blaustein et al.
- D458,455 S 6/2002 Blaustein et al.
- 6,421,867 B1 7/2002 Weilhrauch
- 6,446,295 B1 9/2002 Calabrese
- D465,088 S 11/2002 Blaustein et al.
- D479,046 S * 9/2003 Winkler D4/104
- D504,569 S * 5/2005 Driesen et al. D4/104
- 2001/0020314 A1 9/2001 Calabrese
- 2001/0022277 A1 9/2001 Blaustein et al.
- 2001/0029639 A1 10/2001 Seifert
- 2002/0020645 A1 2/2002 Blaustein et al.

FIG. 2 is a front view of the set of bristles for an electric toothbrush.

FIG. 3 is a rear view of the set of bristles for an electric toothbrush.

FIG. 4 is a side view of the set of bristles for an electric toothbrush, the opposite side being a mirror image thereof.

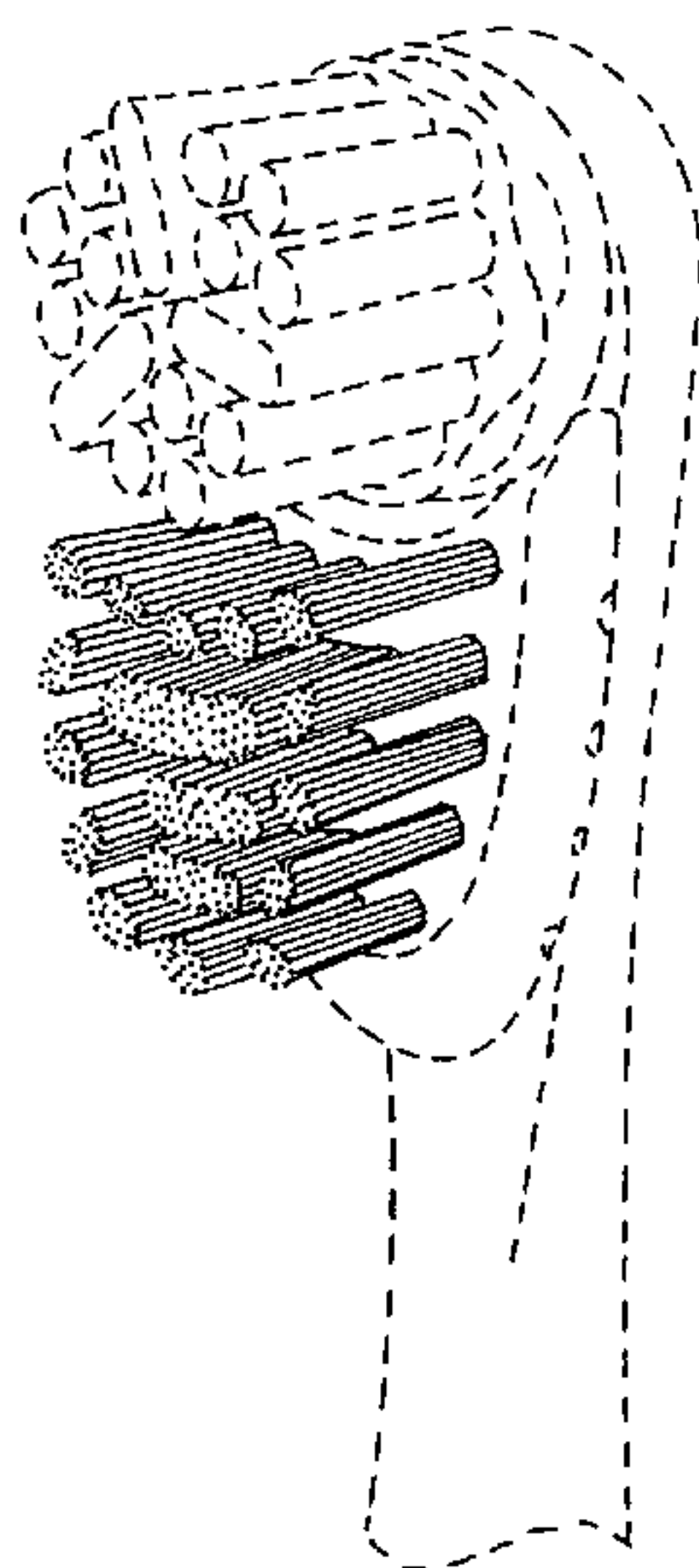
FIG. 5 is a top view of the set of bristles for an electric toothbrush.

FIG. 6 is a bottom view of the set of bristles for an electric toothbrush; and,

FIG. 7 is an enlarged perspective view of the set of bristles for an electric toothbrush illustrated in FIG. 1.

The parts shown in dashed lines in FIGS. 1-7 are shown for illustrative purposes only and form no part of the claimed design.

1 Claim, 4 Drawing Sheets



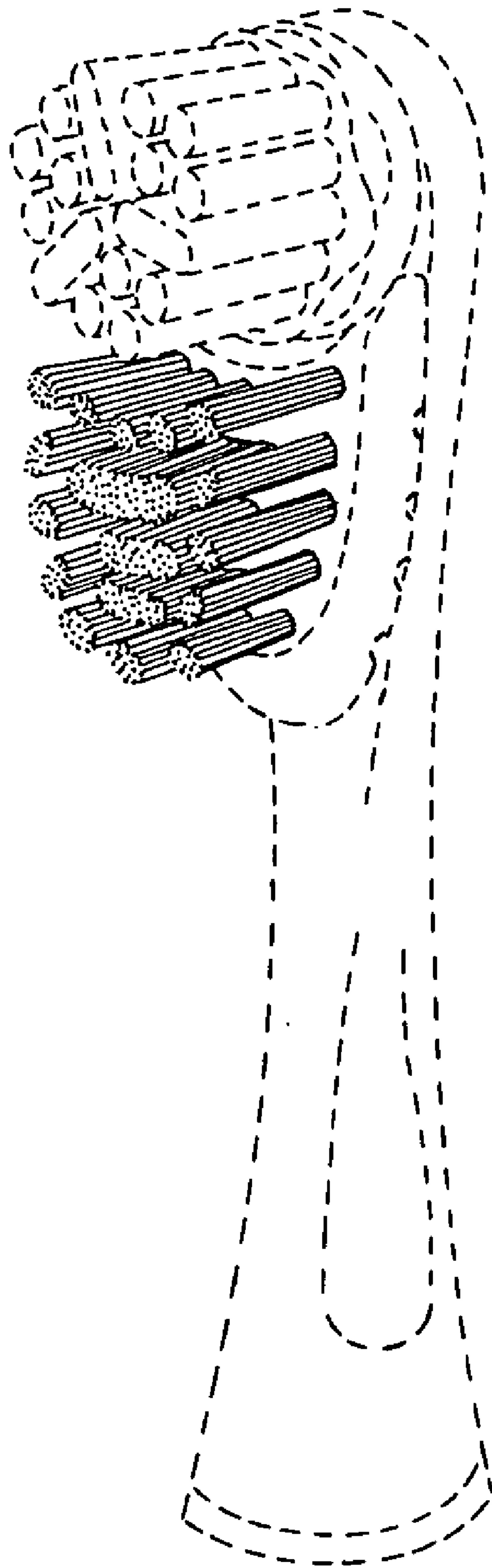


FIG. 1




FIG. 2



FIG. 3

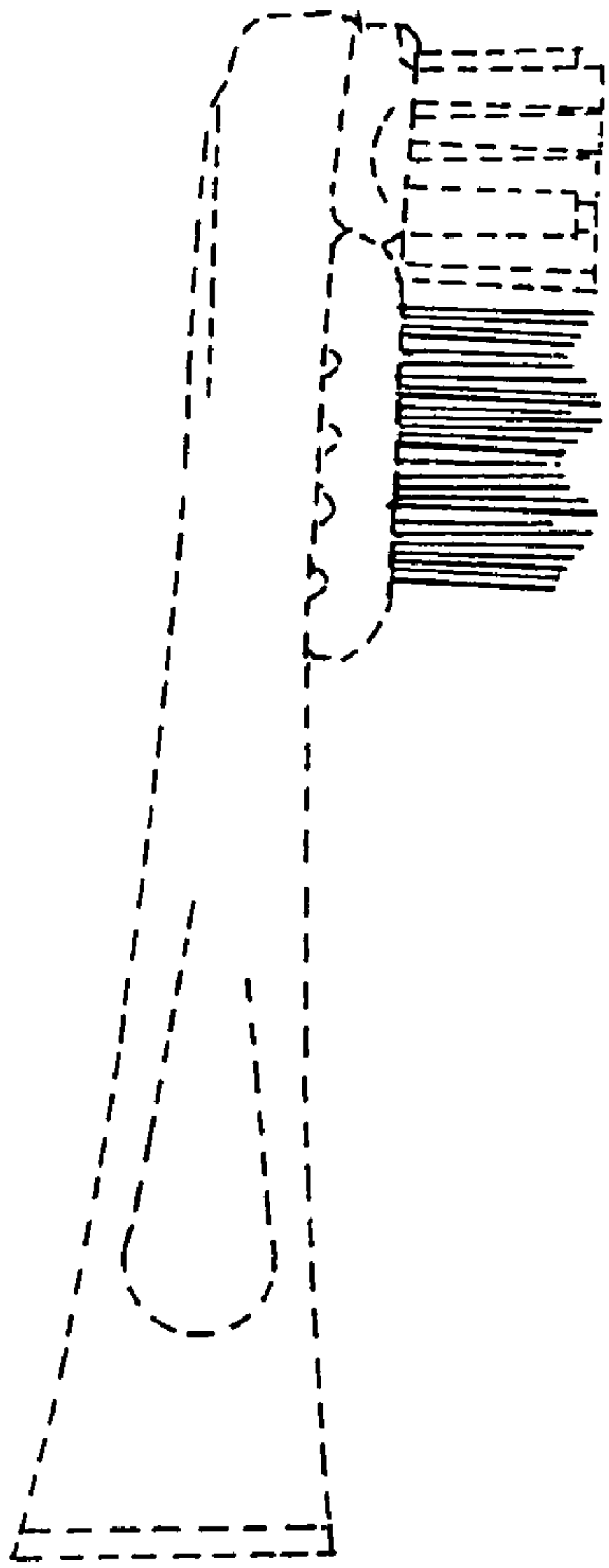


FIG. 4

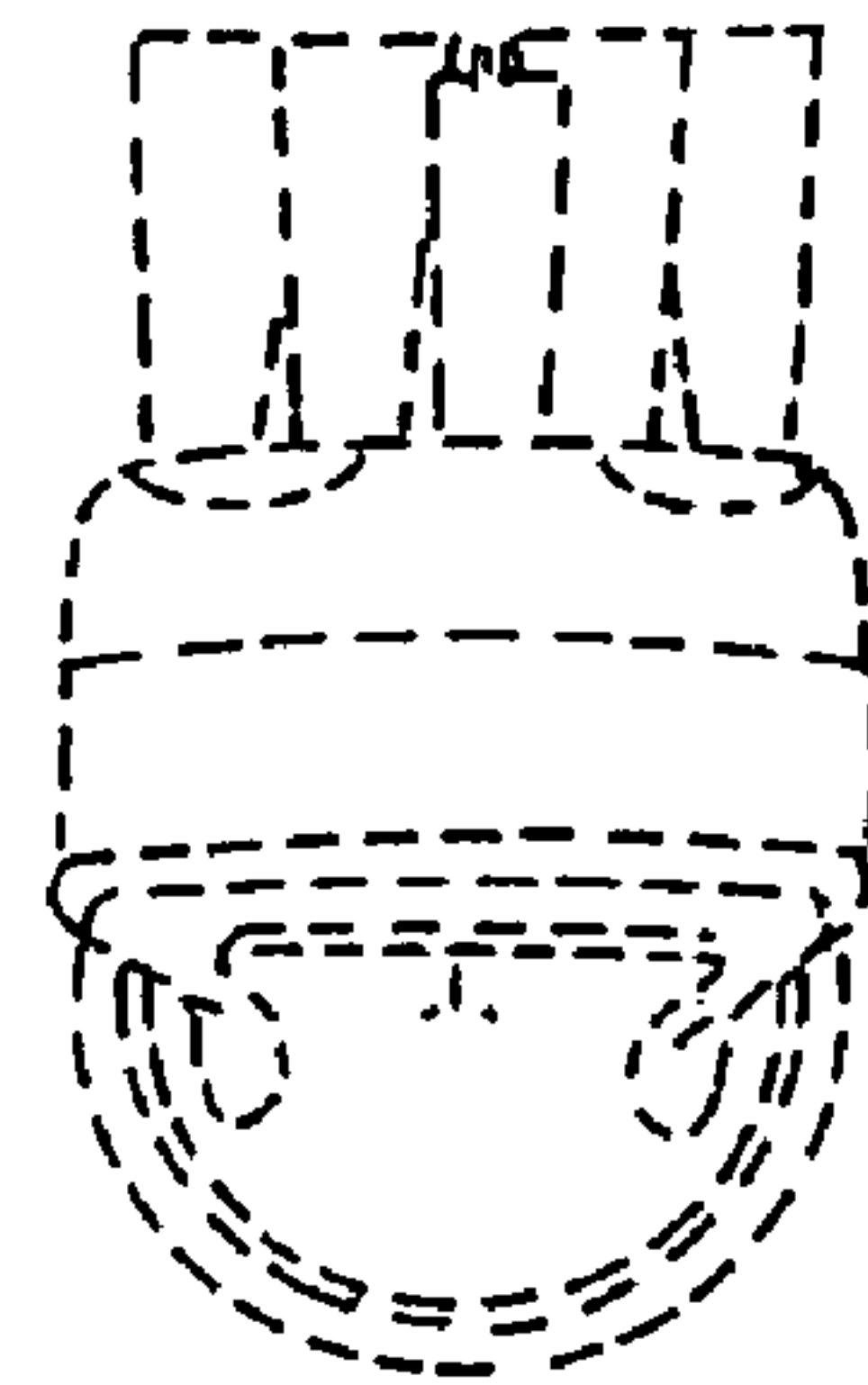


FIG. 5

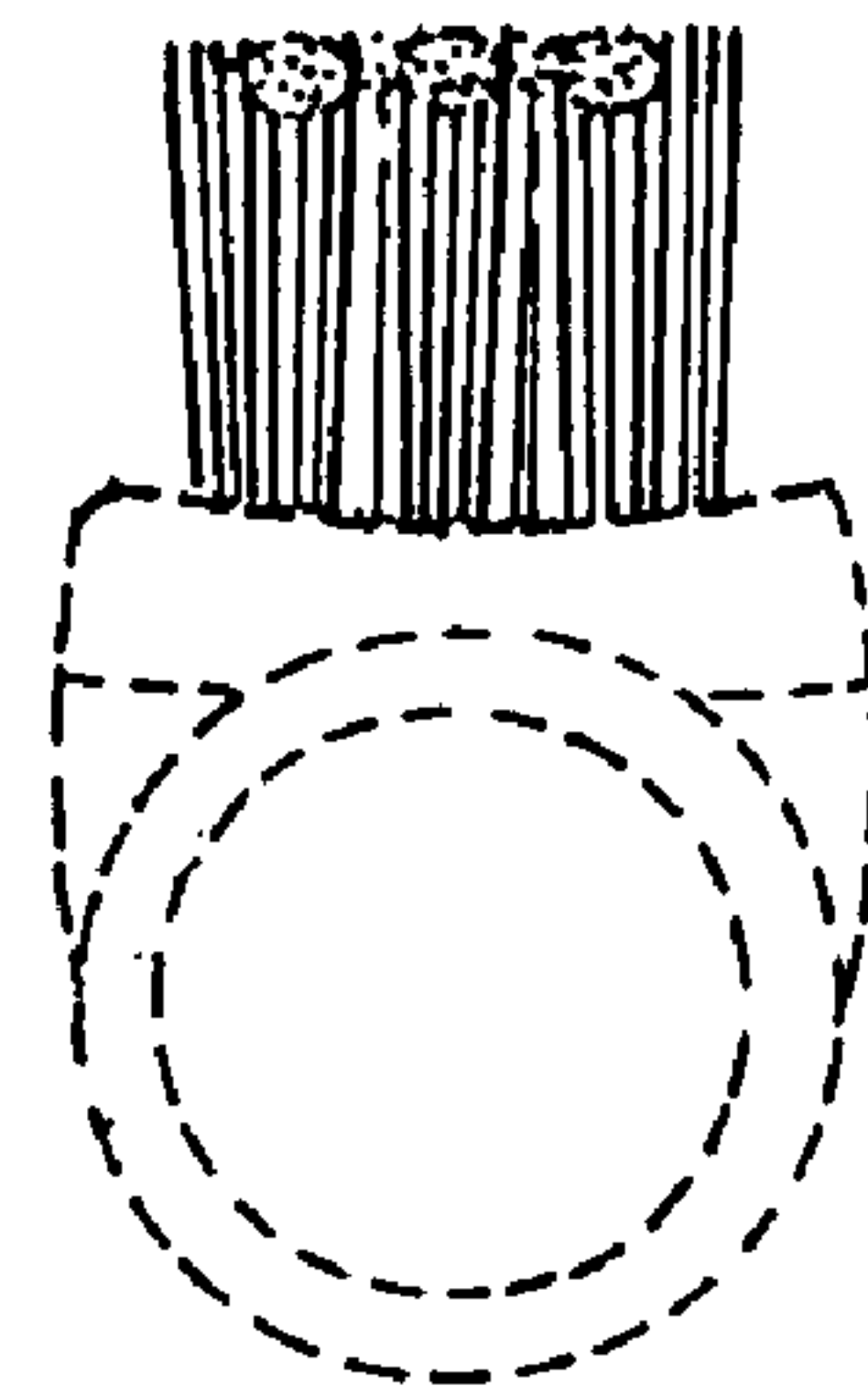


FIG. 6

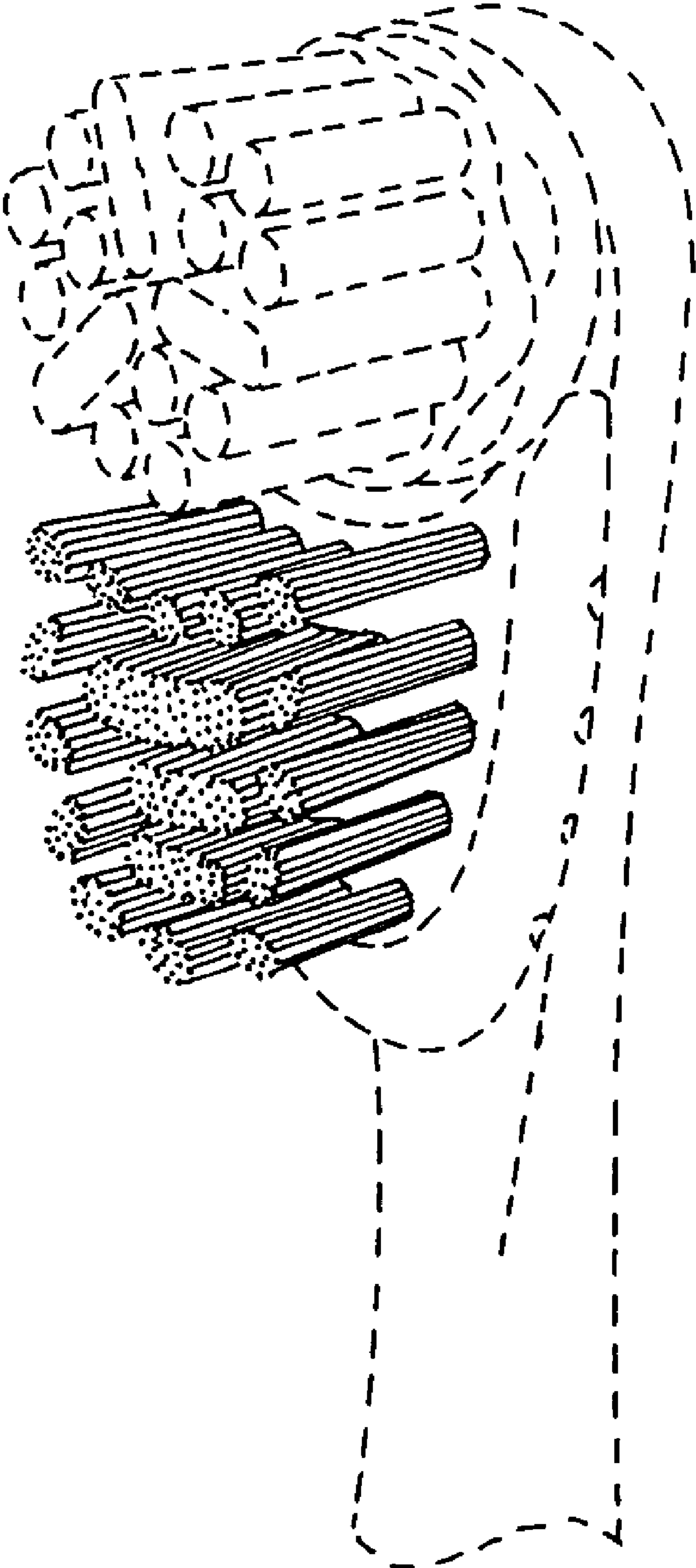


FIG. 7