



US00D558444S

(12) **United States Design Patent** (10) **Patent No.:** **US D558,444 S**
Ma (45) **Date of Patent:** **** Jan. 1, 2008**

(54) **SUPPORT POLE FOR A SHELTERING STRUCTURE**

FOREIGN PATENT DOCUMENTS

DE 3820573 A1 8/1989

(76) Inventor: **Oliver Joen-an Ma**, 29 W. Wisteria, Arcadia, CA (US) 91007

OTHER PUBLICATIONS

(**) Term: **14 Years**

Operation Manual Easy Sun Parasol Sunshade (Issue: Jul. 2004) pp. 1-17.

(21) Appl. No.: **29/236,398**

Primary Examiner—Doris Clark

(22) Filed: **Aug. 15, 2005**

Assistant Examiner—Anhdao Doan

(51) **LOC (8) Cl.** **03-03**

(74) *Attorney, Agent, or Firm*—Knobbe Martens Olson & Bear LLP

(52) **U.S. Cl.** **D3/6**

(58) **Field of Classification Search** D25/38, D25/42, 122, 126, 128, 129; 256/19, 22, 256/65.01, 65.14; 52/300, 301; D3/5-17; 135/15.1, 20.1, 22, 23, 15, 16, 98, 99, 114, 135/121; 297/184.1; 248/519-521, 523; D20/16, 17, 41

(57) **CLAIM**

I claim the ornamental design for a support pole for a sheltering structure, as shown and described.

See application file for complete search history.

DESCRIPTION

(56) **References Cited**

U.S. PATENT DOCUMENTS

2,475,406 A	7/1949	Russell	
3,120,238 A	2/1964	Glatz	
3,145,720 A	8/1964	Torii	
4,586,525 A	5/1986	Glatz et al.	
4,622,987 A	11/1986	Redl et al.	
4,674,523 A	6/1987	Glatz	
4,811,670 A *	3/1989	Kolvites et al.	108/107
4,878,509 A	11/1989	Tung	
5,002,081 A	3/1991	Stromeyer	
5,029,596 A	7/1991	Tung	
5,349,975 A	9/1994	Valdner	
5,499,644 A	3/1996	Geniele	
5,584,564 A	12/1996	Phyle	
5,611,364 A	3/1997	Woods et al.	
5,740,823 A *	4/1998	Lin et al.	135/24
5,785,069 A	7/1998	Glatz	
D397,054 S *	8/1998	Brantley et al.	D10/109
D398,443 S	9/1998	Bolle	

FIG. 1 is a fragmentary view of a support pole for a sheltering structure showing the new design;

FIG. 2 is a top plan view of the design of FIG. 1;

FIG. 3 is a bottom plan view of the design of FIG. 1;

FIG. 4 is a fragmentary first side elevation view of the design of FIG. 1;

FIG. 5 is a fragmentary second side elevation view of the design of FIG. 1;

FIG. 6 is a fragmentary third side elevation view of the design of FIG. 1; and,

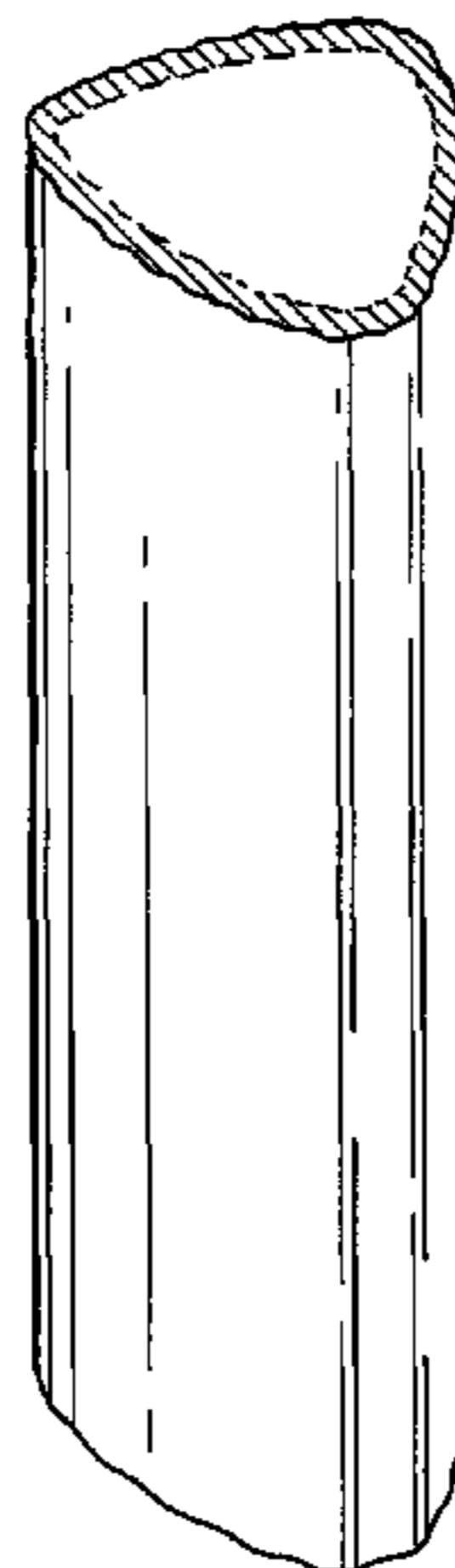
FIG. 7 is a perspective view of the support pole of FIG. 1 showing an umbrella in phantom lining, an umbrella being one environment in which the new design can be used.

The broken line showing of the umbrella in FIG. 7 and the broken lines in FIGS. 1-3 showing internal structures of the support pole design are for illustrative purposes only and form no part of the claimed design.

The support pole for a sheltering structure is shown broken away to indicated indeterminate length.

(Continued)

1 Claim, 3 Drawing Sheets



US D558,444 S

Page 2

U.S. PATENT DOCUMENTS

5,809,734	A *	9/1998	Turner	52/736.1	6,588,438	B1	7/2003	Steiner		
D408,621	S *	4/1999	Kuo	D3/10	6,619,306	B2	9/2003	Ma		
5,899,210	A *	5/1999	Letherby et al.	132/76.4	6,662,815	B2	12/2003	Tung		
D410,862	S *	6/1999	Mihov	D10/109	D497,479	S	10/2004	Yu		
5,937,882	A	8/1999	Harbaugh			6,837,255	B2	1/2005	Bunch et al.		
6,014,980	A	1/2000	Glatz			6,851,823	B2	2/2005	Bilotti		
D434,215	S	11/2000	Lin			D503,035	S *	3/2005	Ko	D3/5
6,152,156	A	11/2000	Tung			D525,721	S *	7/2006	Landes	D25/126
D434,556	S	12/2000	Lin			2002/0083969	A1	7/2002	Tung		
6,220,261	B1	4/2001	Glatz			2003/0015230	A1	1/2003	Glatz		
6,311,705	B1	11/2001	Ma			2004/0031513	A1	2/2004	Bunch et al.		
6,371,686	B1 *	4/2002	Wu	403/377	2004/0055627	A1	3/2004	Moga		
6,478,037	B2	11/2002	Tung			2004/0055628	A1	3/2004	Yu		
6,575,182	B2	6/2003	Tung			2004/0069333	A1	4/2004	Ma		
6,575,183	B2	6/2003	Tung			2004/0154525	A1 *	8/2004	Wirth et al.	116/1
D477,458	S	7/2003	Goldwitz			2004/0182429	A1	9/2004	Chen		

* cited by examiner




FIG. 1

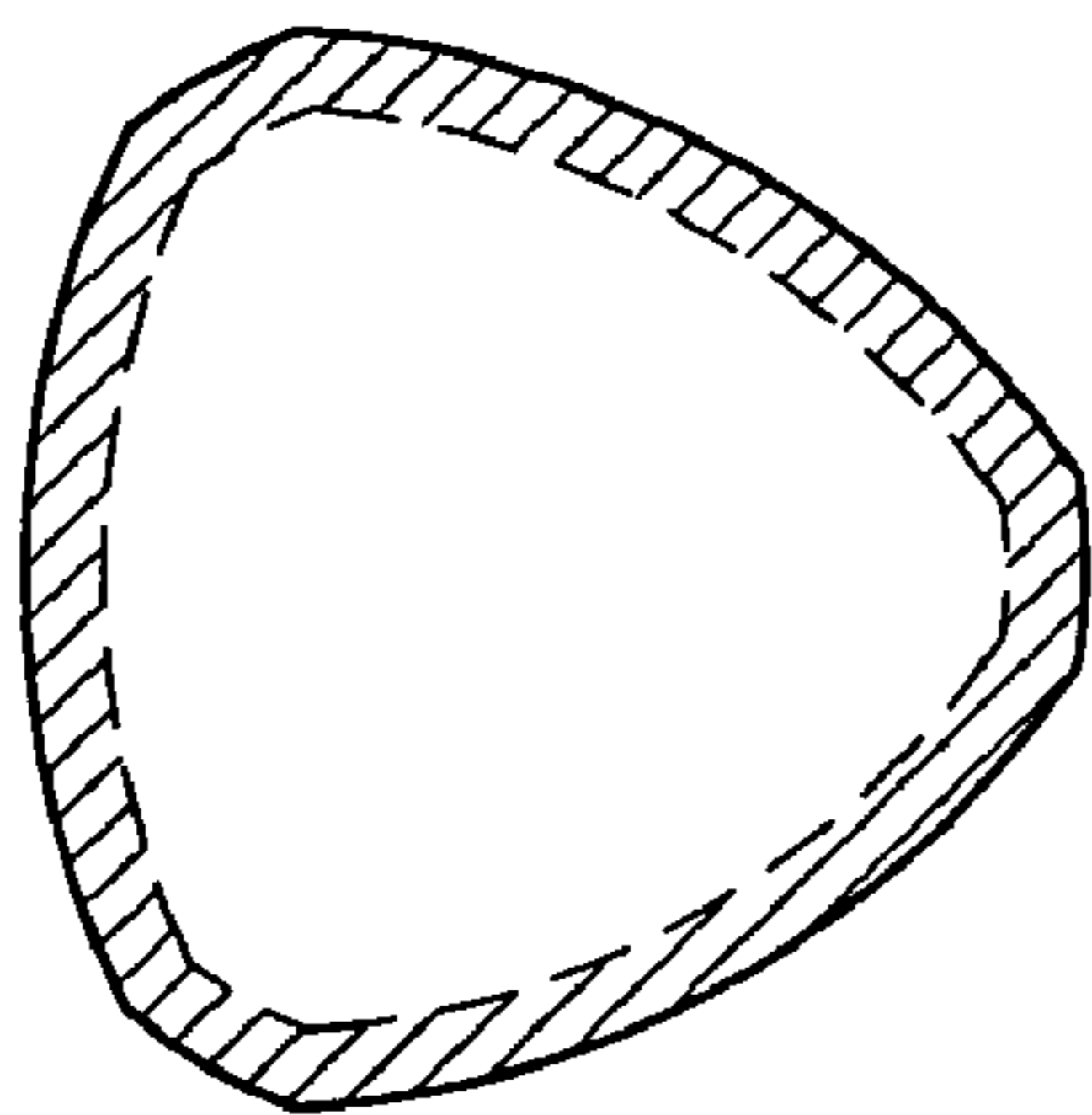


FIG. 2

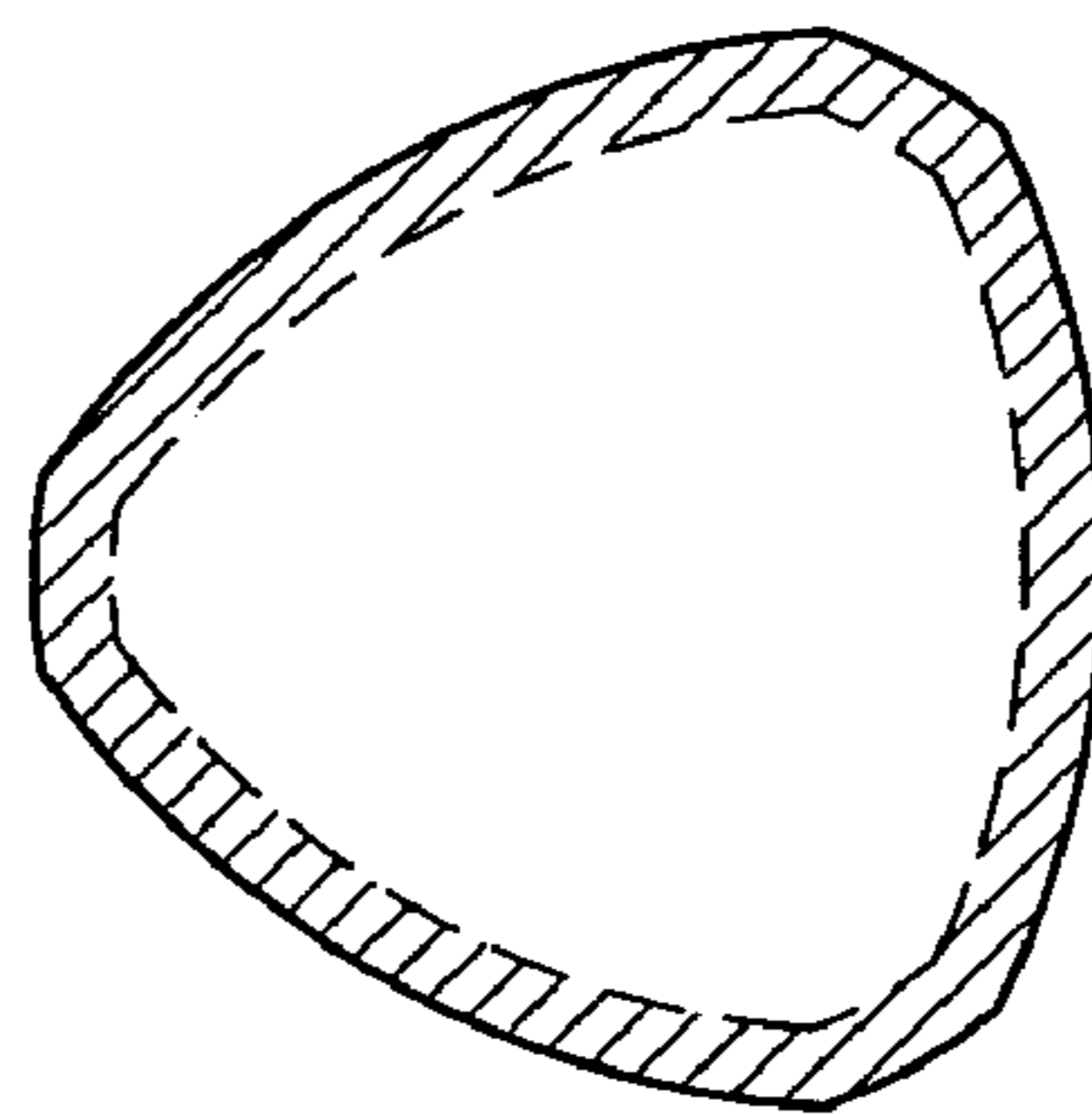


FIG. 3




FIG. 4

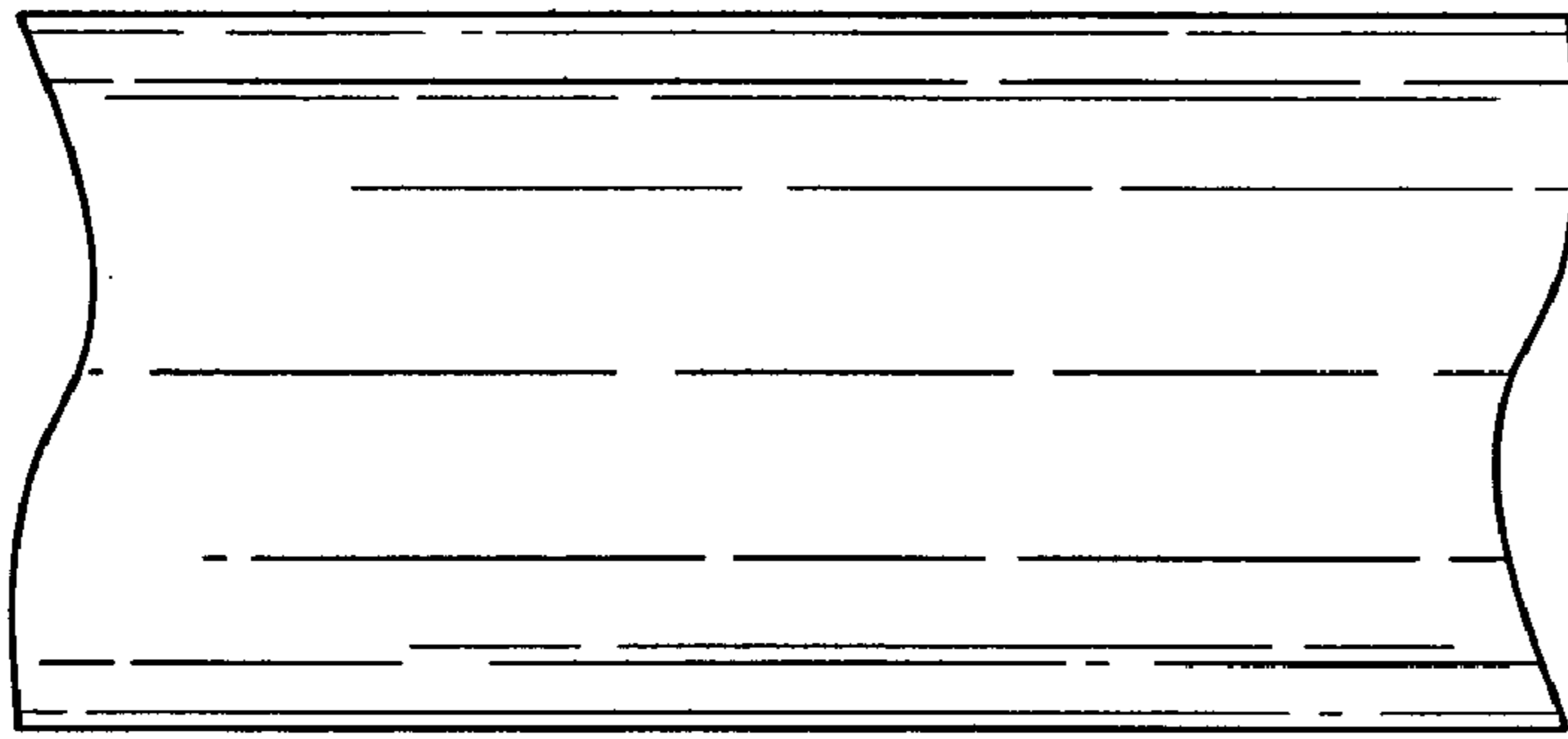


FIG. 5




FIG. 6

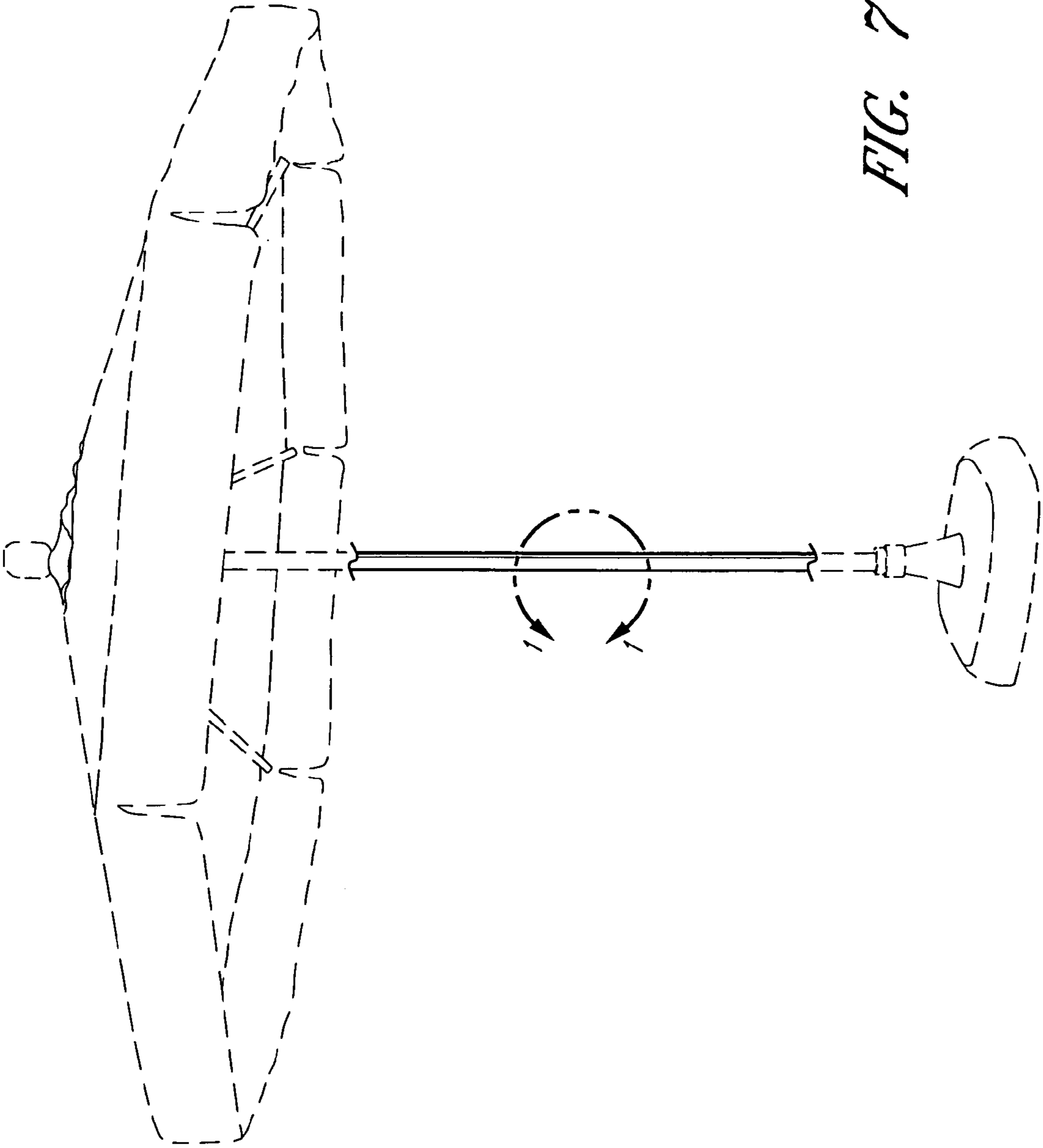


FIG. 7