



US00D558439S

(12) **United States Design Patent**
Lawler

(10) **Patent No.:** **US D558,439 S**
(45) **Date of Patent:** **** Jan. 1, 2008**

(54) **FOOTWEAR**

(75) Inventor: **Daniel Lawler**, London (GB)

(73) Assignee: **J. Choo Limited**, London (GB)

(**) Term: **14 Years**

(21) Appl. No.: **29/269,672**

(22) Filed: **Dec. 5, 2006**

(30) **Foreign Application Priority Data**

Jun. 5, 2006 (EM) 000541768-023

(51) **LOC (8) Cl.** **02-99**

(52) **U.S. Cl.** **D2/971**

(58) **Field of Classification Search** D2/916-918,
D2/925-945, 971; 36/1, 1.5, 11.5, 9 R
See application file for complete search history.

(56) **References Cited**

U.S. PATENT DOCUMENTS

- D88,777 S * 12/1932 Graves D2/918
- D92,064 S * 4/1934 De Liso
- D92,505 S * 6/1934 Troy D2/931
- D92,620 S * 6/1934 Morali D2/932
- D92,865 S * 7/1934 Morali D2/930
- D93,124 S * 8/1934 Pape D2/933
- D93,196 S * 9/1934 Benjamin D2/931
- D94,034 S * 12/1934 Koomruian D2/932
- D94,640 S * 2/1935 Stritter D2/971
- D95,097 S * 4/1935 Weidner D2/971
- D95,861 S * 6/1935 Perugia D2/932
- D95,963 S * 6/1935 Joyce, Jr. D2/933
- D96,024 S * 6/1935 De Liso D2/933
- D98,435 S * 2/1936 Holtz D2/933
- D100,767 S * 8/1936 Gertor D2/931
- D101,886 S * 11/1936 Perugia D2/930
- D102,139 S * 12/1936 Lifschutz D2/931
- D107,427 S * 12/1937 Kalmon D2/940
- D131,211 S * 1/1942 Sobel D2/927
- D170,513 S * 9/1953 Simon D2/932

- D215,401 S * 9/1969 Cordoba de Balseiro D2/918
- D304,126 S * 10/1989 Christian et al. D2/916
- D501,710 S * 2/2005 Choi D2/971
- D524,021 S * 7/2006 Choi D2/971
- D527,881 S * 9/2006 Choi D2/969
- D529,264 S * 10/2006 Choi D2/930
- D529,268 S * 10/2006 Choi D2/969
- D544,192 S * 6/2007 Choi D2/971
- D544,683 S * 6/2007 Choi D2/971

OTHER PUBLICATIONS

J. Choo (Jersey) Limited, Merit, Spring/Summer 2004 Catalogue, United States.

Classic T-Bar shoe, printed from Haywaysshoes.co.uk, on Oct. 27, 2004.

U.S. Appl. No. 29/269,433, filed Nov. 30, 2006.

* cited by examiner

Primary Examiner—Dominic Simone

(74) *Attorney, Agent, or Firm*—Fross Zelnick Lehrman & Zissu, P.C.; Lawrence E. Apolzon, Esq.

(57) **CLAIM**

The ornamental design for footwear, as shown and described.

DESCRIPTION

FIG. 1 is a front perspective view of footwear showing my design;

FIG. 2 is a left side view of the footwear shown in FIG. 1;

FIG. 3 is a right side view of the footwear shown in FIG. 1;

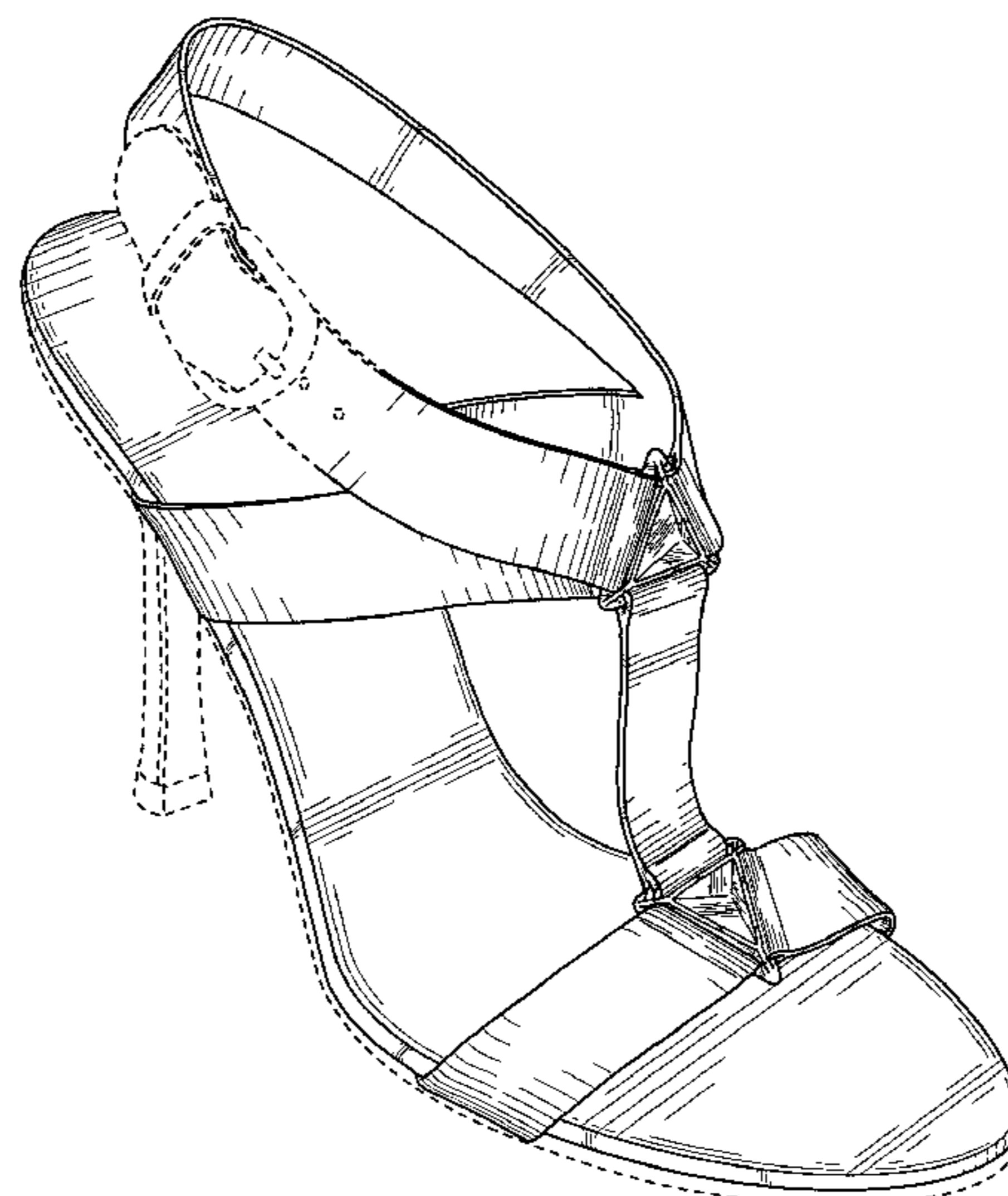
FIG. 4 is a front view of the footwear shown in FIG. 1;

FIG. 5 is a rear view of the footwear shown in FIG. 1; and,

FIG. 6 is a top view of the footwear shown in FIG. 1.

The broken line showing of the sole, heel, heel cap, buckle, buckle holes and portion of strap is for illustrative purposes only and forms no part of the claimed design.

1 Claim, 6 Drawing Sheets



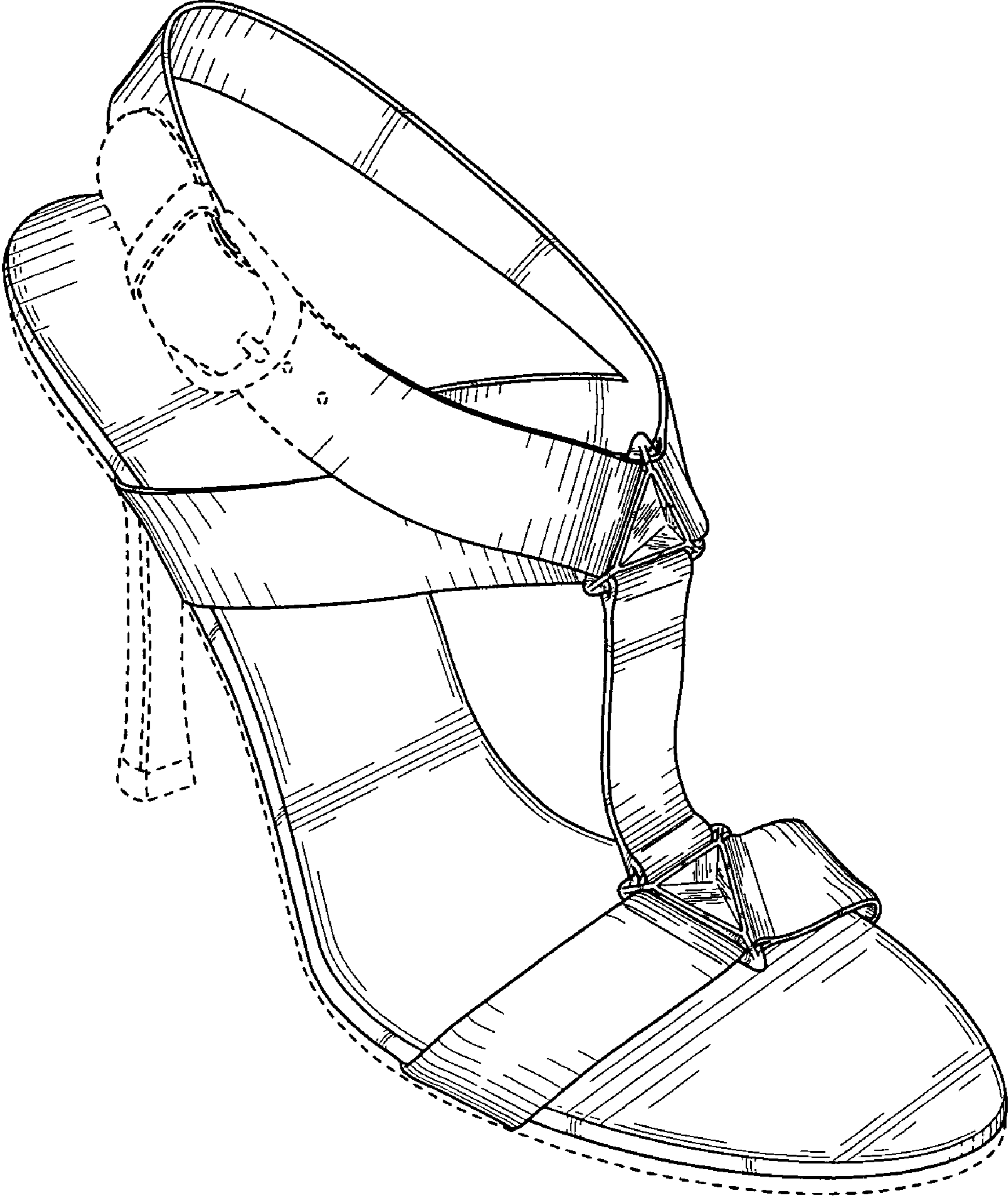


FIG. 1



FIG. 2




FIG. 3

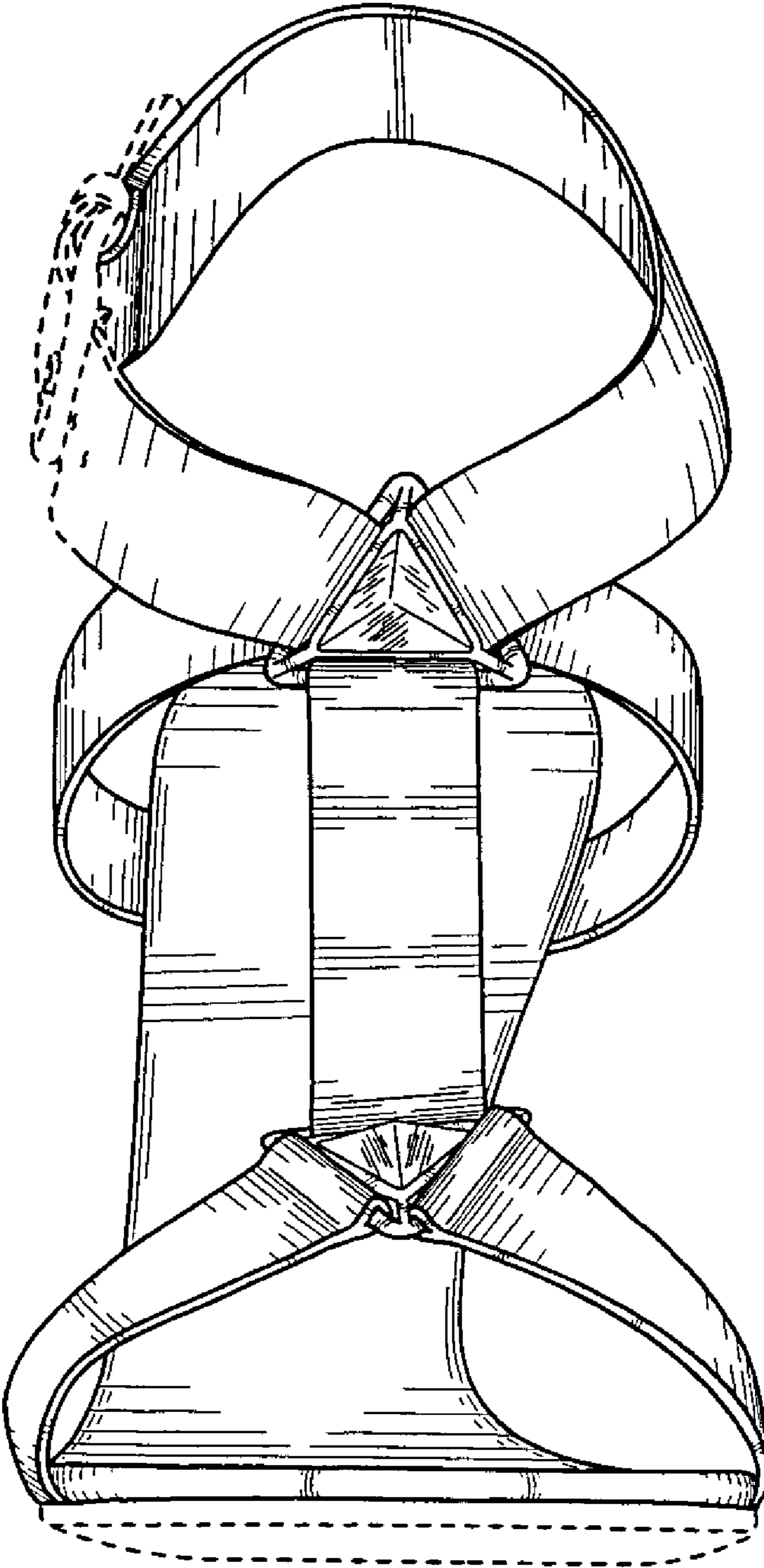


FIG. 4

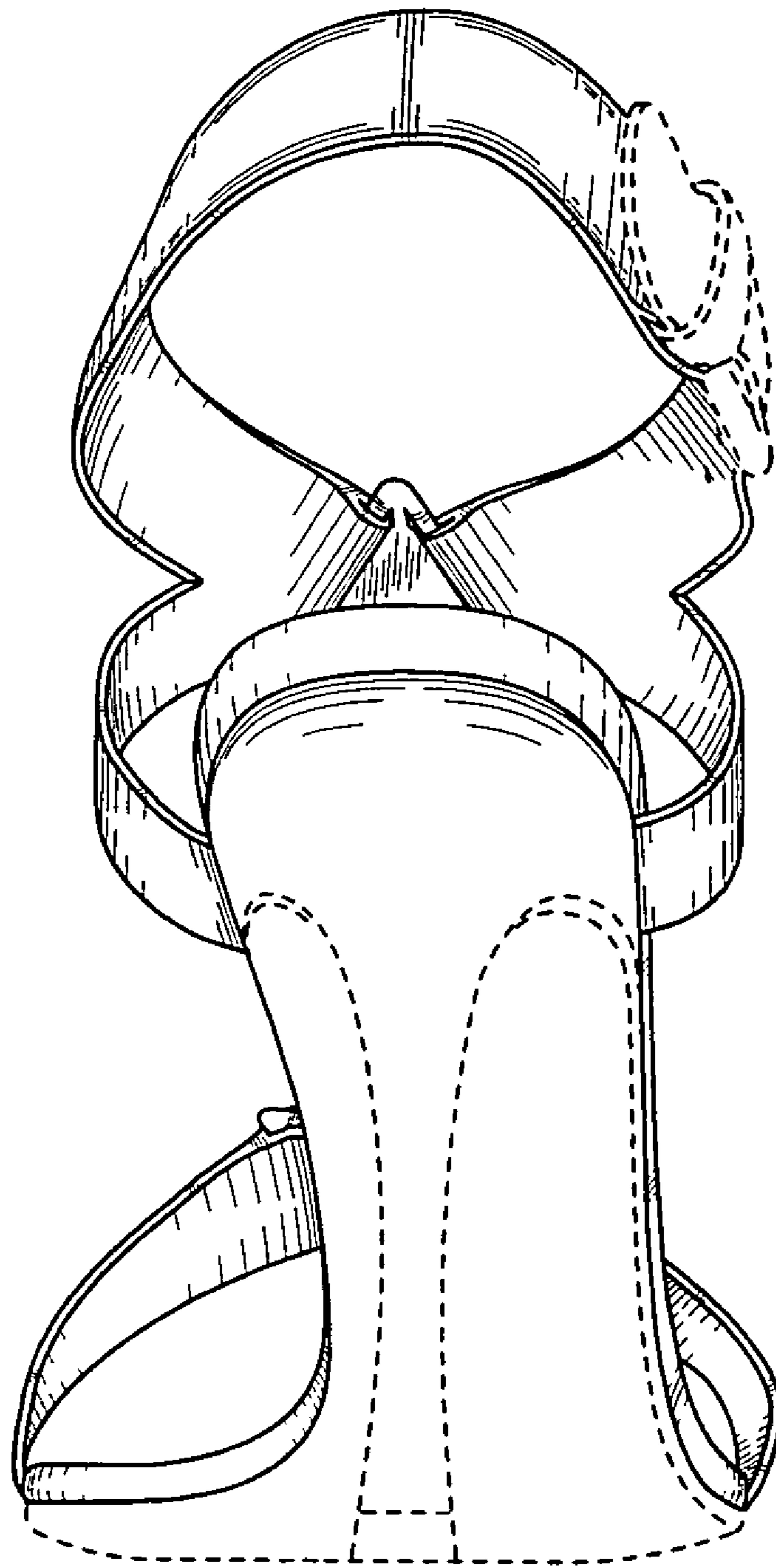


FIG. 5

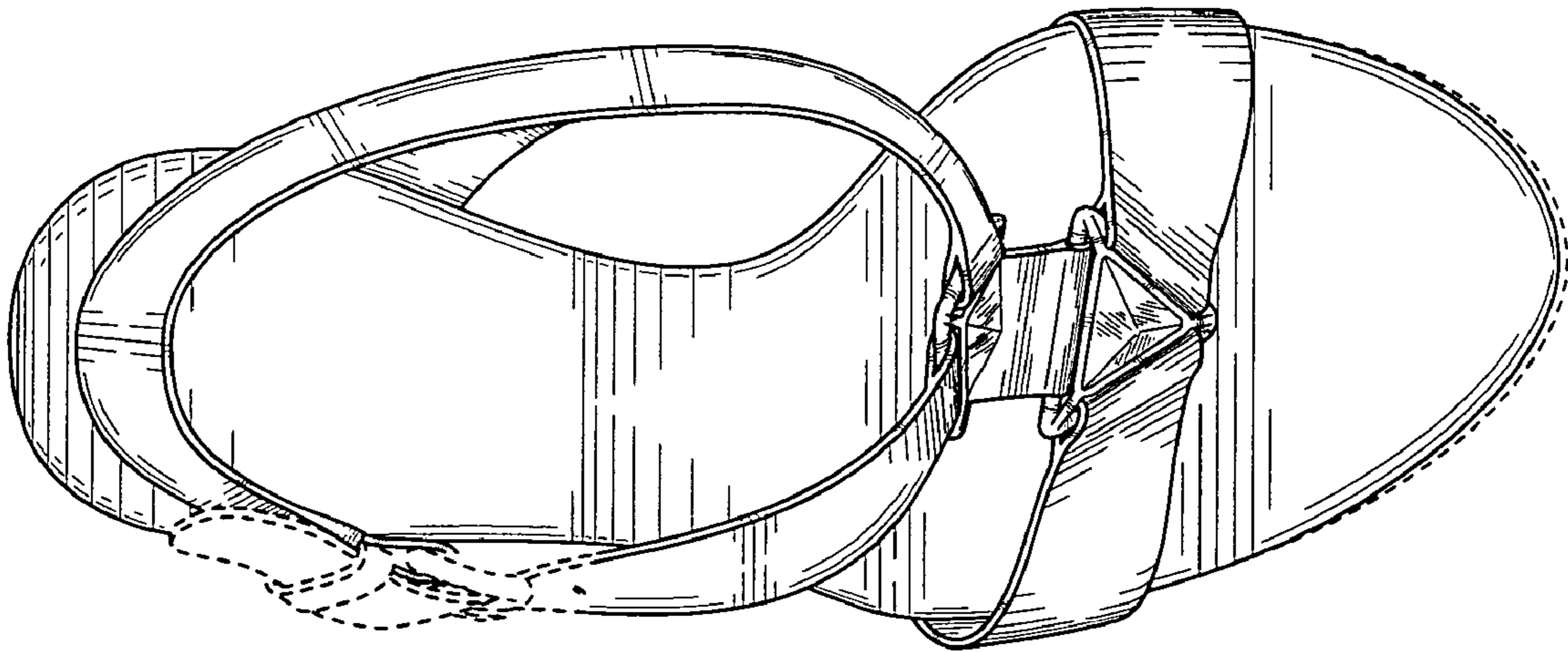


FIG. 6