



US00D558435S

(12) **United States Design Patent**
Masoodifar

(10) **Patent No.:** **US D558,435 S**

(45) **Date of Patent:** **** Jan. 1, 2008**

(54) **SHOE SOLE**

(76) **Inventor:** **Eshrat Masoodifar**, 2706 Royal St.,
New Orleans, LA (US) 70117

(**) **Term:** **14 Years**

(21) **Appl. No.:** **29/202,133**

(22) **Filed:** **Mar. 26, 2004**

(51) **LOC (8) Cl.** **02-04**

(52) **U.S. Cl.** **D2/960**

(58) **Field of Classification Search** D2/896,
D2/947, 949, 950, 951, 953, 954, 956, 957,
D2/959, 962; 36/3 B, 14, 15, 22 R, 24.5,
36/25 R, 28, 32 R, 43, 71, 103, 104, 110,
36/113, 114, 134, 140

See application file for complete search history.

(56) **References Cited**

U.S. PATENT DOCUMENTS

D145,090 S *	6/1946	Kono	D2/917
D238,217 S *	12/1975	Cox	D2/947
D270,964 S *	10/1983	Archibald	D2/914
D325,121 S *	4/1992	Merchant	D2/947
D337,651 S *	7/1993	Kilbey	D24/171

D467,407 S *	12/2002	Berg et al.	D2/916
D493,950 S *	8/2004	Cagner	D2/917
D514,780 S *	2/2006	Berg et al.	D2/946
2005/0246924 A1 *	11/2005	Masoodifar	36/132
2006/0117603 A1 *	6/2006	Park	36/25 R

* cited by examiner

Primary Examiner—Ian Simmons

Assistant Examiner—Dana Sipos

(74) *Attorney, Agent, or Firm*—Joseph T. Regard, Ltd plc

(57) **CLAIM**

I claim the original and ornamental design for the shoe sole,
as shown and described.

DESCRIPTION

FIG. 1 is a top plan view of a shoe sole showing the present
invention;

FIG. 2 is a front elevational view thereof;

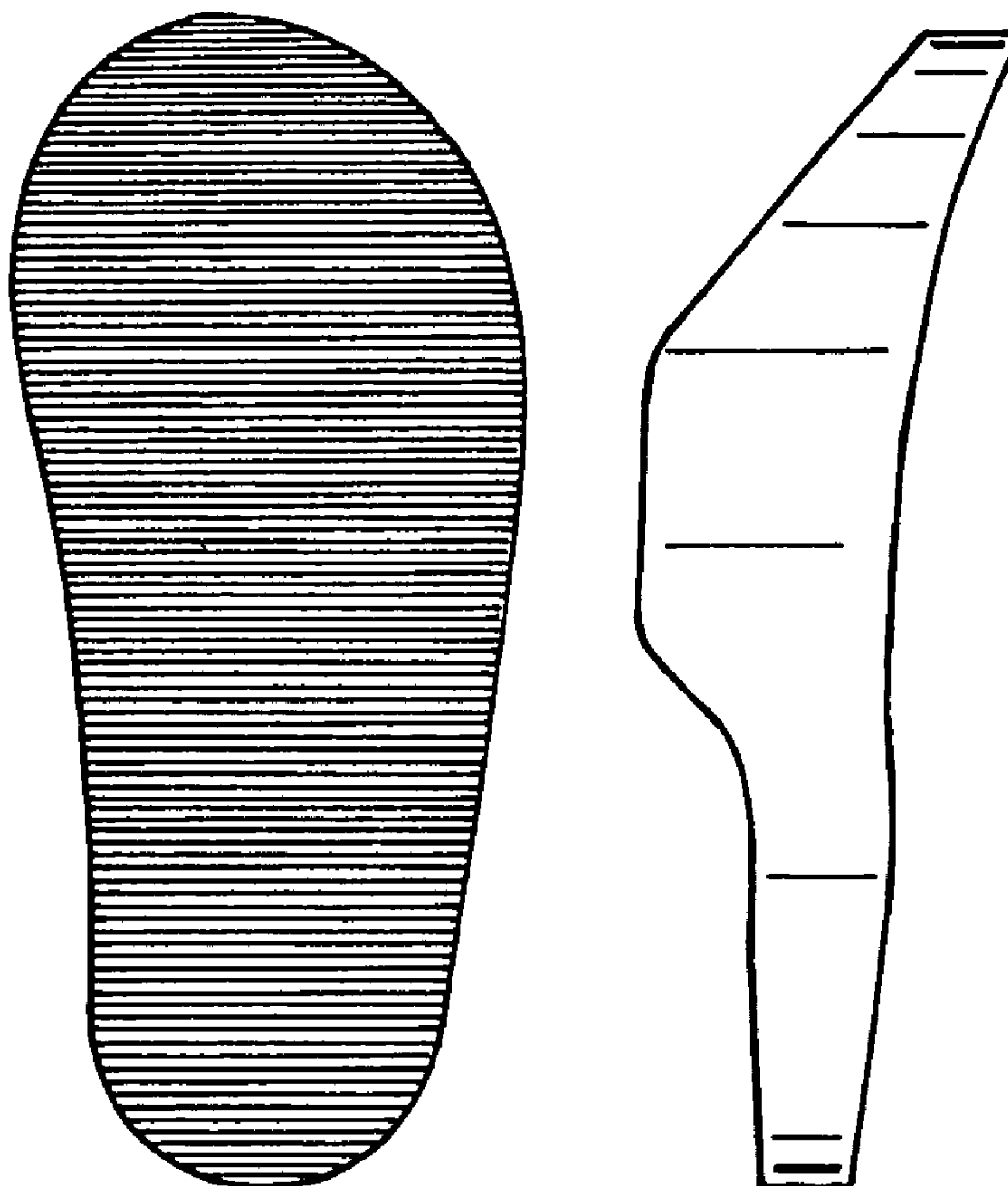
FIG. 3 is a bottom plan view thereof;

FIG. 4 is a rear elevational view thereof;

FIG. 5 is a right side elevational view thereof; and,

FIG. 6 is a left side elevational view thereof.

1 Claim, 1 Drawing Sheet



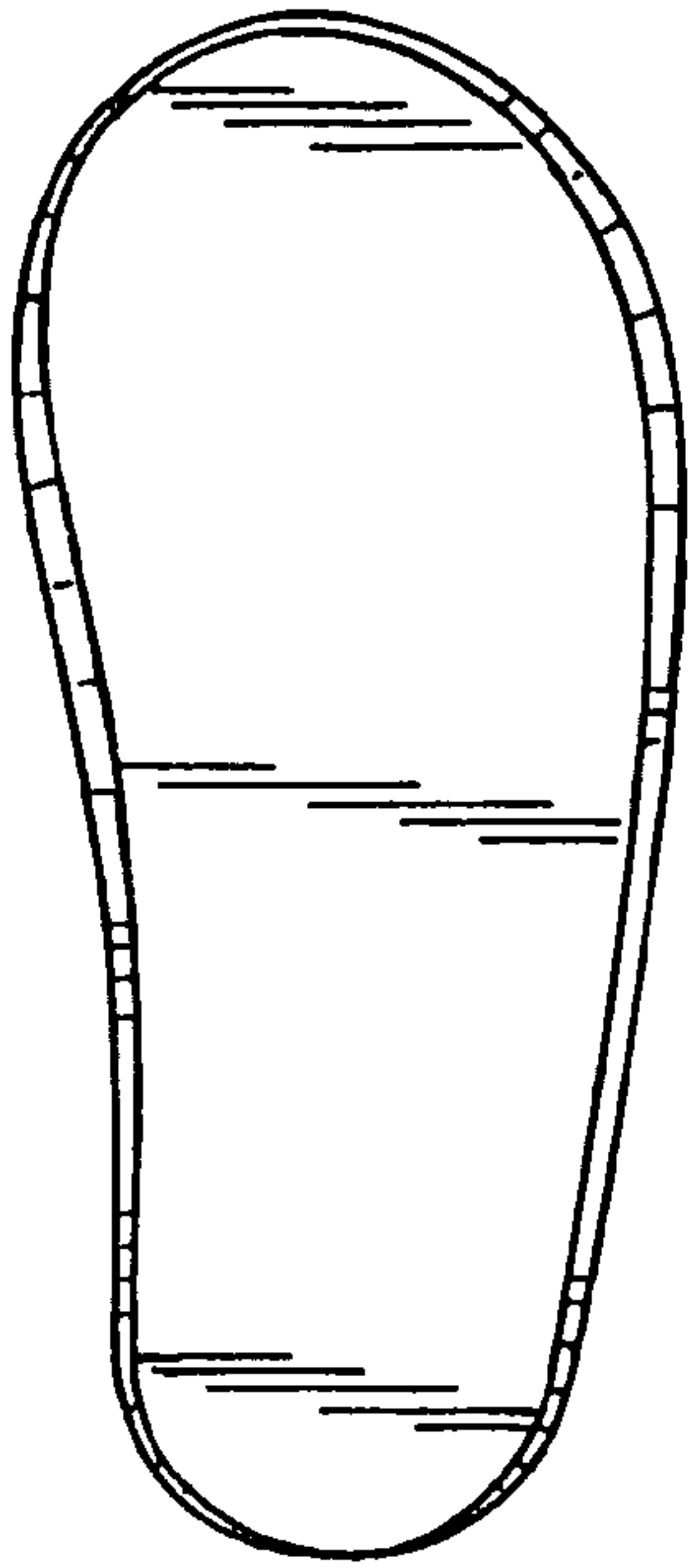


Figure 1




Figure 2




Figure 3

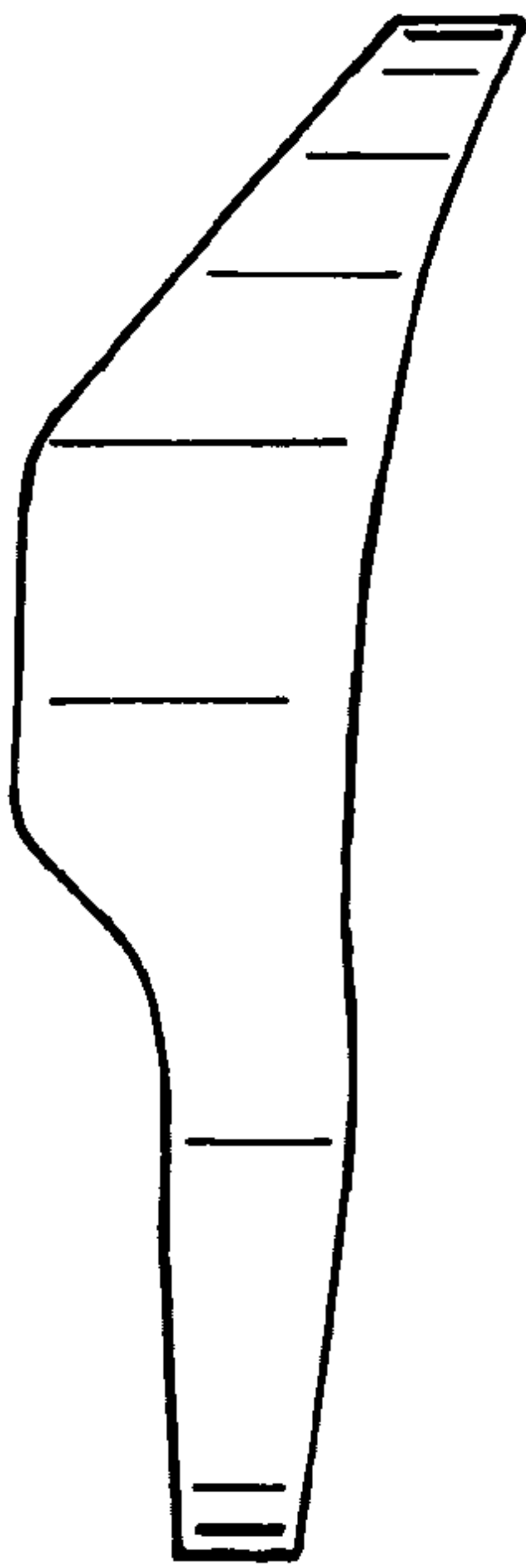


Figure 5




Figure 4




Figure 6