



US00D558419S

(12) **United States Design Patent**
Zychlinski

(10) **Patent No.:** **US D558,419 S**

(45) **Date of Patent:** **** Dec. 25, 2007**

(54) **COMBINED PAIL, LID AND HANDLE ASSEMBLY**

D398,663 S * 9/1998 Frelander D21/532

* cited by examiner

(75) Inventor: **Daniel Zychlinski**, 790 Audley
Boulevard, Delta, British Columbia (CA)
V3M 5T1

Primary Examiner—Pamela J. Burgess
(74) *Attorney, Agent, or Firm*—Fasken Martineau
DuMoulin LLP

(73) Assignee: **Daniel Zychlinski**, Richmond (CA)

(57) **CLAIM**

(**) Term: **14 Years**

The ornamental design for a combined pail, lid and handle assembly, as shown and described.

(21) Appl. No.: **29/277,977**

(22) Filed: **Mar. 15, 2007**

DESCRIPTION

(51) **LOC (8) Cl.** **07-07**

(52) **U.S. Cl.** **D32/53**

(58) **Field of Classification Search** D32/53,
D32/53.1, 54; D9/424; 206/505–507; 220/694–702,
220/735, 773–774, 776; 15/264–265, 257.05,
15/257.06

FIG. 1 is a top perspective view of a combined pail, lid and handle assembly showing my new design in an exploded position for clarity of disclosure;

FIG. 2 is an exploded side view of my new design showing an end view of the handle;

See application file for complete search history.

FIG. 3 is an exploded cross-sectional side view of my design rotated 90° from the view in FIG. 2; and,

(56) **References Cited**

U.S. PATENT DOCUMENTS

- 2,837,860 A * 6/1958 Norling 43/56
- 3,796,453 A * 3/1974 Grimes 294/1.3
- 3,804,289 A * 4/1974 Churan 220/782
- D315,503 S * 3/1991 Hart et al. D9/569
- D348,129 S * 6/1994 Wolff D32/53
- D350,047 S * 8/1994 Kiyokane D7/601

FIG. 4 is close-up exploded cross-sectional side view of my design showing: (a) the detail of the design of the upper open-end portion of the pail and the detail of the matching design of the portion of the lid configured to releasably engage the upper open-end portion of the pail; and,

FIG. 5 is a cross-section side view of my design showing the pail, lid and handle completely assembled.

1 Claim, 5 Drawing Sheets

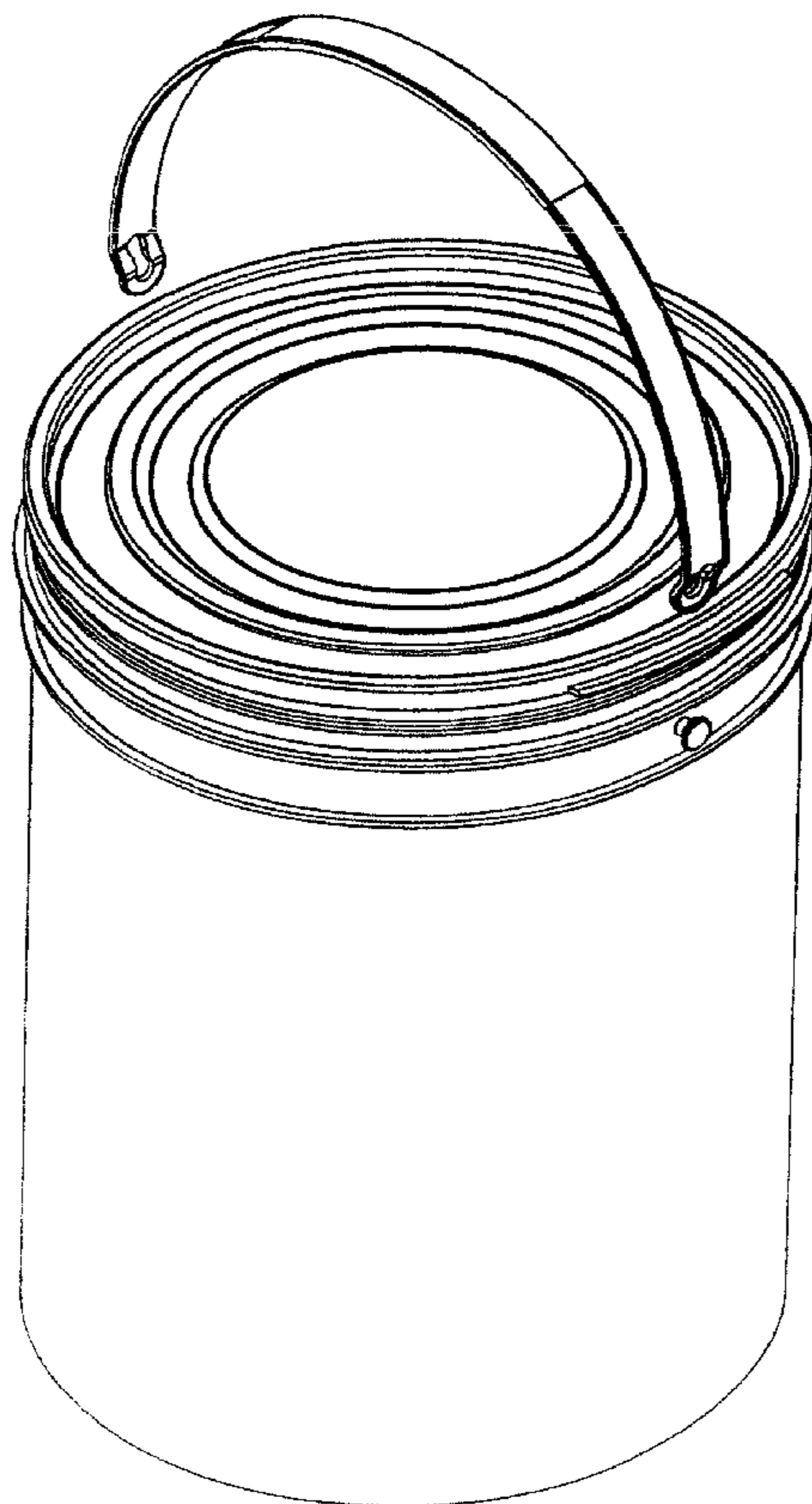


FIG. 1

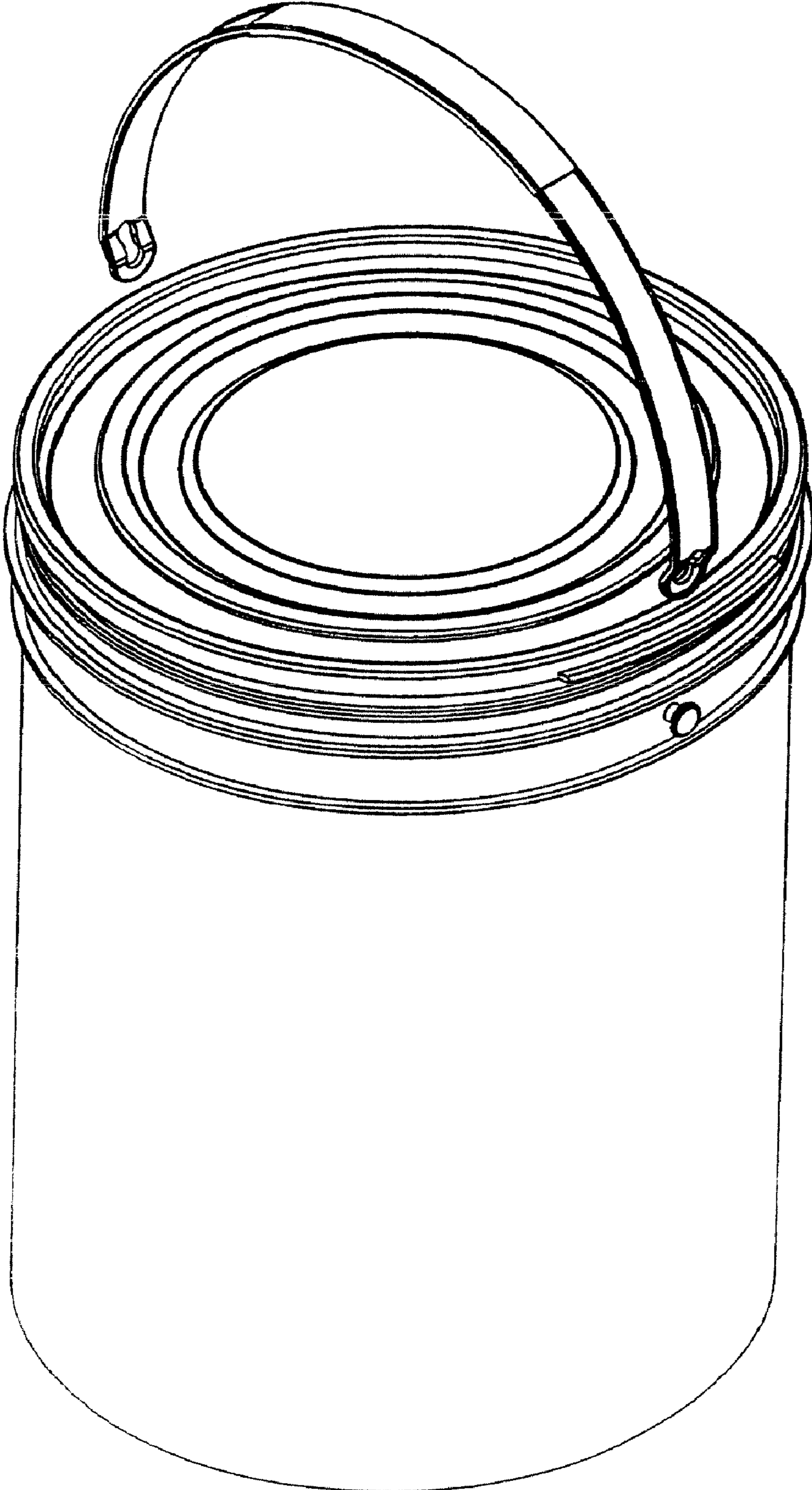


FIG. 2

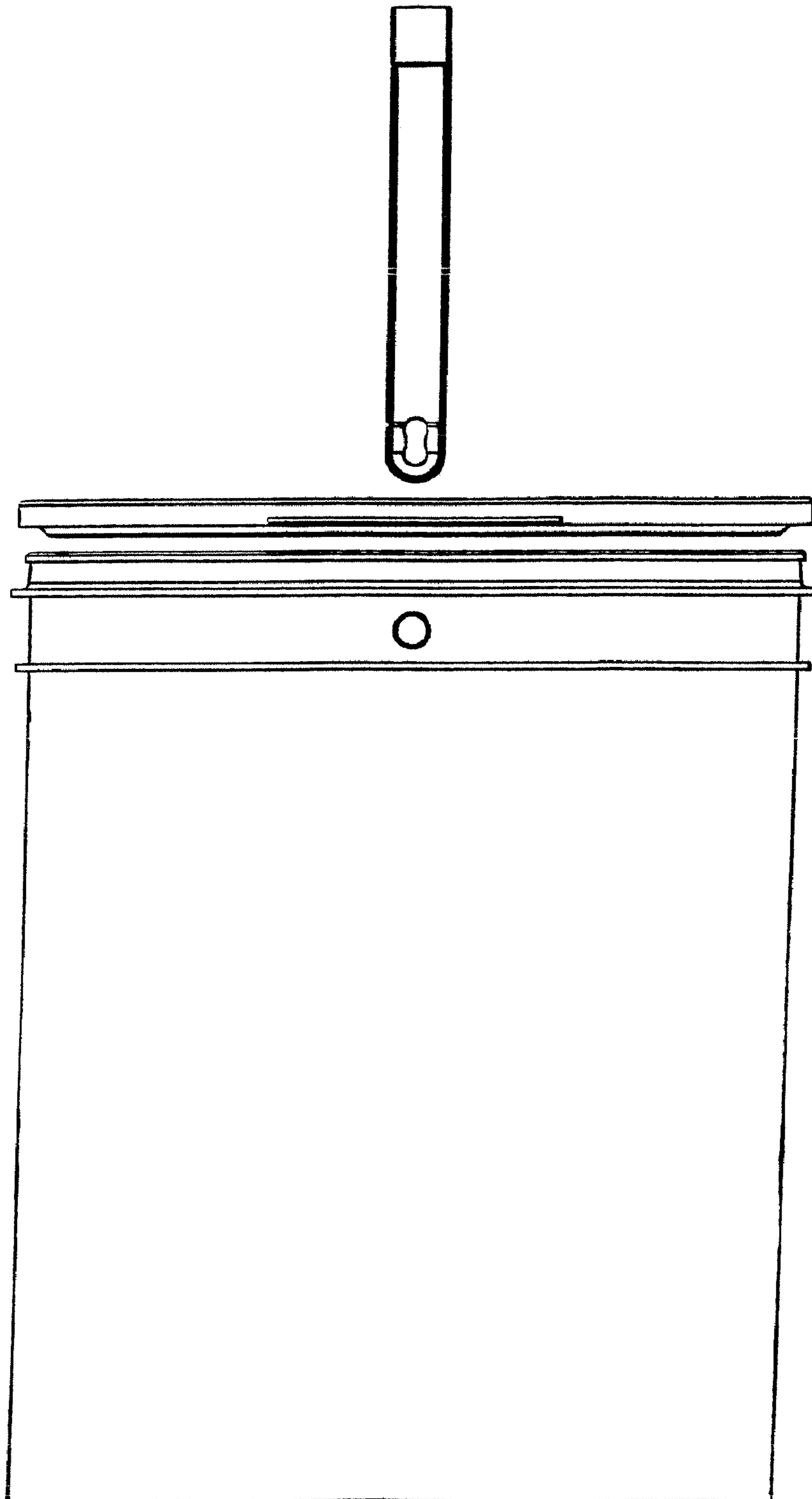


FIG. 3




FIG. 4

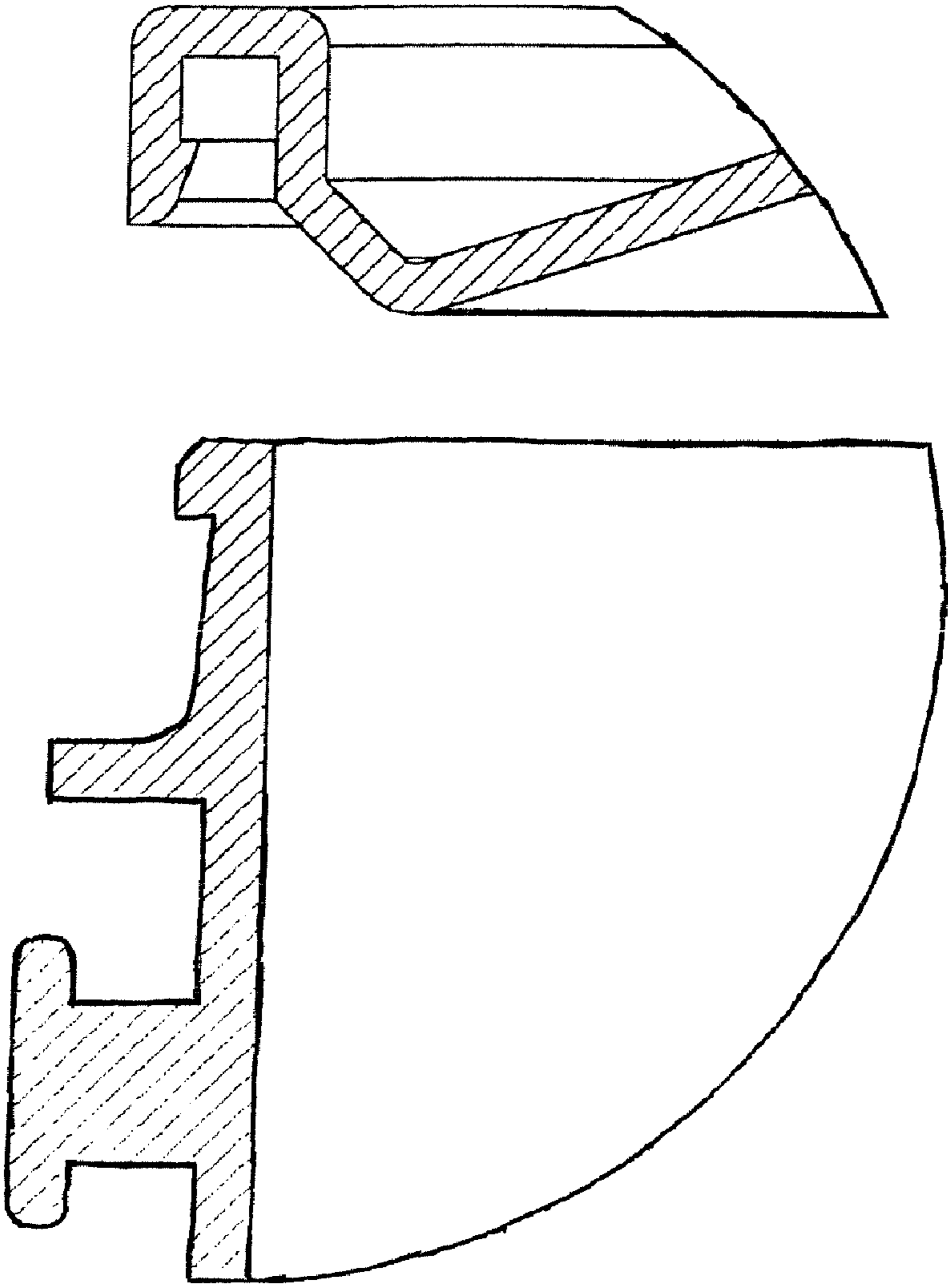


FIG. 5

